

**Task A2g1  
Traffic Memorandum**

**TAMPA INTERSTATE STUDY**

State Project No. 99007-1402, WPI No. 7140004, FAP No. IR-9999(43)

Interstate 275 (I-275) from the Howard Frankland Bridge / Kennedy Boulevard ramps  
to the I-275 / Dale Mabry Highway Interchange on the east and just north  
of Cypress Street on the north.

**Prepared For  
FLORIDA DEPARTMENT  
OF  
TRANSPORTATION**

**Prepared By  
GREINER, INC.**

**In Association With  
KNIGHT APPRAISAL SERVICES, INC.  
PIPER ARCHAEOLOGICAL SERVICES**

**JULY 1991**

**Task A2g1  
Traffic Memorandum**

**TAMPA INTERSTATE STUDY**

State Project No. 99007-1402, WPI No. 7140004, FAP No. IR-9999(43)

Interstate 275 (I-275) from the Howard Frankland Bridge / Kennedy Boulevard ramps  
to the I-275 / Dale Mabry Highway Interchange on the east and just north  
of Cypress Street on the north.

Prepared For  
**FLORIDA DEPARTMENT  
OF  
TRANSPORTATION**

Prepared By  
**GREINER, INC.**

In Association With  
**KNIGHT APPRAISAL SERVICES, INC.  
PIPER ARCHAEOLOGICAL SERVICES**

**JULY 1991**



## TABLE OF CONTENTS

	<u>Page</u>
List of Tables	ii
List of Exhibits	iii
 INTRODUCTION	 1
Purpose	1
Project Description	2
 EXISTING CONDITIONS	 4
Existing Traffic Volumes	4
Existing Traffic Characteristics	6
Existing Traffic Operations	11
 FUTURE YEAR TRAFFIC PROJECTIONS	 24
 FUTURE CONDITIONS	 26
Design Year (2010) Master Plan Traffic Operations	26
Design Year (2010) No-Build Alternative Traffic Operations	33
Design Year (2010) Transition Area Traffic Operations	36
 SUMMARY	 38
 APPENDICES	
Appendices A1 and A2 - Existing Traffic Count Data (Published Separately)	
Appendix B - Existing Conditions Capacity Analyses	
Appendix B1 - Basic Freeway Segments	
Appendix B2 - Merge/Diverge and Weaving Areas	
Appendix B3 - Intersections	
Appendix C - Design Year (2010) Master Plan Concept Capacity Analyses	
Appendix C1 - Merge/Diverge and Weaving Areas	
Appendix C2 - Intersections	
Appendix D - Design Year (2010) No-Build Alternative Capacity Analyses	
Appendix E - Design Year (2010) Transition Area Capacity Analyses	

## LIST OF TABLES

<u>Table No.</u>	<u>Title</u>	<u>Page</u>
1	Existing Traffic Characteristics	7
2	Levels of Service for Basic Freeway Segments	13
3	Levels of Service for Merge/Diverge Volumes and Speeds in Weaving Sections	14
4	Existing Freeway Operations Analysis Summary - Basic Freeway Segments	15
5	Existing A.M. Peak Hour Freeway Operations Analysis Summary - Merge/Diverge and Weaving Areas	17
6	Existing P.M. Peak Hour Freeway Operations Analysis Summary - Merge/Diverge and Weaving Areas	20
7	Existing Signalized Intersection Operations Analysis Summary	23
8	Design Year (2010) Freeway Operations Analysis Summary - Merge/Diverge and Weaving Areas	28
9	Design Year (2010) Signalized Intersection Operations Analysis Summary	31
10	No-Build (2010) Freeway Operations Analysis Summary - Basic Freeway Segments	34



## LIST OF EXHIBITS

<u>Exhibit No.</u>	<u>Title</u>	<u>Follows</u>
1	Project Study Limits	Page 2
2A-B	Existing Daily Traffic Volumes	Page 6
3A-B	Existing Peak Hour Traffic Volumes	Exhibit 2B
4A-B	Existing Mainline and Ramp Laneage	Page 11
5A-B	Existing Peak Hour Turning Movements	Page 22
6A-B	Existing Intersection Lane Geometry	Exhibit 5B
7A-B	Design Year (2010) Traffic Volumes - Design Segment 1A	Page 25
8A-B	Design Year (2010) Mainline and Ramp Laneage	Page 26
9A-B	Design Year (2010) Peak Hour Turning Movements	Page 30
10A-B	Design Year (2010) Intersection Lane Geometry	Exhibit 9B
11	Design Year (2010) Transitional Geometry - Design Segment 1A	Page 37

## INTRODUCTION

### Purpose

The majority of the Tampa interstate system was designed and constructed in the late 1950s and early 1960s. Realizing the need to upgrade the antiquated interstate, the potential for High Occupancy Vehicle (HOV) improvements, and to qualify the urban interstate system in Hillsborough County for Federal interstate funds, a preliminary study was conducted by the Florida Department of Transportation (FDOT) in 1983. This preliminary study established year 2010 traffic for the interstate system and described potential short-term safety and geometric solutions for the existing interstate. Additionally, the study identified long-term, HOV-related improvements to accommodate year 2010 traffic volumes.

A significant conclusion from the completed study determined that efforts must be expanded to consider all transportation needs within the corridor, including any concurrent highway, rail or transit improvements to the area which may impact the corridor, and to recommend improvements to the interstate system to accommodate those needs.

Utilizing the 1983 justification as a documented base, the Tampa Interstate Study (TIS) began in late 1987. Generally, the purpose of the study was to produce a Master Plan, conceptual design and environmental impact data base for improvements to I-4, I-75, and I-275. The recommended improvements are intended to serve traffic and transportation needs through the year 2010. Specifically, the objectives of the TIS are to prepare a series of reports documenting the requirements for conceptual design, including existing and predicted conditions, typical sections, right-of-way



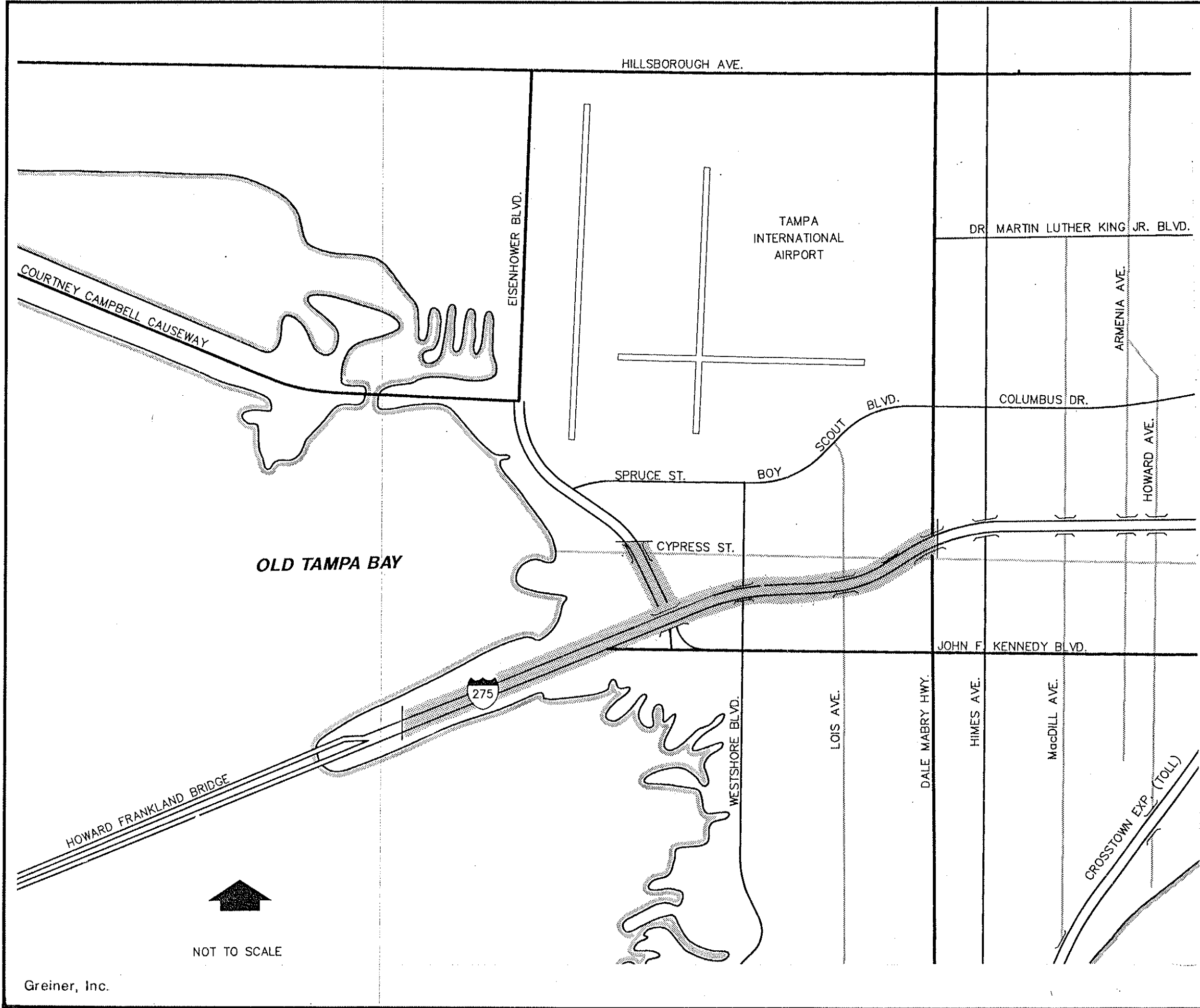
requirements, environmental constraints, and costs of the recommended improvements. Following acceptance of the Master Plan, provisions were set forth by the FDOT to implement Phase II of the TIS. Phase II of this study is intended to satisfy those requirements necessary to fully complete environmental documentation of the recommended Master Plan. Completion of Phase II activities will enable the FDOT to proceed with final design, right-of-way acquisition and construction of the Tampa interstate system. The purpose of this technical memorandum is to document the existing traffic conditions, estimate future year traffic volumes and evaluate future year levels of service.

### **Project Description**

During the early stages of the TIS, the project limits were divided into six major study segments for which logical termini were established. These six study segments were further subdivided into individual design segments to accomplish the objectives of the Master Plan as well as establish funding and construction staging schedules.

The study limits for the Environmental Assessment are illustrated on Exhibit 1 and include I-275 from the east end of the Howard Frankland Bridge to east of the Dale Mabry Highway interchange and Memorial Highway (S.R. 60) from I-275 to just north of Cypress Street. This section of I-275 was identified as Design Segment 1A during Phase I of TIS.

Year 2010 travel demand forecasts indicate that between 124,100 and 215,800 vehicles per day (vpd) are projected to travel on I-275 between the Howard Frankland Bridge and Dale Mabry Highway. Using the 2010 traffic projections, along with other



**FLORIDA DEPARTMENT OF TRANSPORTATION**  
**TRAFFIC MEMORANDUM**  
**TAMPA INTERSTATE STUDY**  
**PHASE II**  
Hillsborough County, Florida  
**PROJECT STUDY LIMITS**



critical factors, a "Tier Analysis" was conducted to develop and evaluate various roadway design concepts for the study area. As a result of the tier evaluation process, a Master Plan Concept was recommended for this facility. This Traffic Memorandum is based upon the recommended concept.

The recommended Master Plan Concept on I-275 consists of a four-roadway system (express freeway lanes and local access freeway lanes in each direction) from the east end of the Howard Frankland Bridge to east of Dale Mabry Highway. High occupancy vehicle (HOV)/Transitway lanes are included within the interstate alignment from Trask Street eastward through the Dale Mabry Highway interchange and an envelope is reserved for the HOV/Transitway lanes from Trask Street westward to the Howard Frankland Bridge. HOV priority ramps will be provided to and from the east on I-275 at Trask Street. A fully directional interchange is included at I-275 and Memorial Highway (S.R. 60) along with direct connections between the Northwest Hillsborough Expressway and the I-275 express freeway lanes (to and from the east). Existing interchange locations at Westshore Boulevard, Lois Avenue and Dale Mabry Highway will remain, however, geometric modifications are incorporated at all three locations. These modifications include left-side on-/off-ramps at the Dale Mabry Highway interchange, the relocation of the Lois Avenue/I-275 westbound off-ramp to Cypress Street and an extension of Lemon Street (the new Lemon Street "Connector") from Occident Street eastward to Westshore Boulevard. In addition to these improvements, an extension of Sherrill Street from Memorial Highway/Kennedy Boulevard northward to Spruce Street is also included.

The following sections of this traffic memorandum present the existing and future year (2010) traffic volumes along with analyses of both existing and future year traffic operations.

## EXISTING CONDITIONS

To provide a baseline condition, the existing conditions on I-275 and the adjacent area street system were evaluated. This evaluation included an inventory of existing geometric and traffic conditions, as well as an evaluation of peak hour traffic operations. The following sections discuss in detail the evaluation of the existing conditions on I-275.

### Existing Traffic Volumes

To evaluate existing traffic conditions, Greiner, Inc. conducted traffic counts from October 9, 1990 to November 16, 1990 and from January 9, 1991 to January 17, 1991. The traffic counts included seven day 24-hour machine counts (directional volumes in 15-minute increments) on I-275 and the adjacent arterials as well as peak hour turning movement counts at the I-275 ramp terminals and major arterial intersections adjacent to the interstate.

The daily traffic counts were conducted at the following locations:

#### \* I-275 Mainline and Ramp Count Locations

- I-275 Mainline west of Kennedy Boulevard on- and off-ramps
- I-275 Mainline between Westshore Boulevard and Lois Avenue
- Eastbound I-275 off-ramp to Kennedy Boulevard
- Eastbound I-275 off-ramp to Memorial Highway (S.R. 60)
- Eastbound I-275 on-ramp from Memorial Highway (S.R. 60)
- Eastbound I-275 on-ramp from Westshore Boulevard
- Eastbound I-275 off-ramp to Lois Avenue
- Eastbound I-275 on-ramp from Lois Avenue
- Eastbound I-275 off-ramp to southbound Dale Mabry Highway
- Eastbound I-275 off-ramp to northbound Dale Mabry Highway
- Eastbound I-275 on-ramp from Dale Mabry Highway
- Westbound I-275 off-ramp to northbound Dale Mabry Highway
- Westbound I-275 off-ramp to southbound Dale Mabry Highway
- Westbound I-275 on-ramp from Dale Mabry Highway



Westbound I-275 off-ramp to Lois Avenue  
Westbound I-275 on-ramp from Lois Avenue  
Westbound I-275 off-ramp to Westshore Boulevard  
Westbound I-275 off-ramp to Memorial Highway (S.R. 60)  
Westbound I-275 on-ramp from Memorial Highway (S.R. 60)  
Westbound I-275 on-ramp from Kennedy Boulevard

\* Arterial Count Locations - North/South Arterials

Southbound Memorial Highway (S.R. 60) north of Kennedy Boulevard  
Northbound Sherrill Street south of Kennedy Boulevard  
Northbound Hoover Street south of Kennedy Boulevard  
Southbound Westshore Boulevard north of Cypress Street  
Southbound Westshore Boulevard between Cypress Street and westbound I-275 off-ramp  
Northbound Westshore Boulevard between Cypress Street and westbound I-275 off-ramp  
Northbound Westshore Boulevard south of eastbound I-275 on-ramp  
Southbound Lois Avenue north of Cypress Street  
Southbound Lois Avenue between Cypress Street and westbound I-275 on-/off-ramps  
Northbound Lois Avenue between Cypress Street and westbound I-275 on-/off-ramps  
Northbound Lois Avenue south of eastbound I-275 on-/off-ramps  
Southbound Dale Mabry Highway north of Spruce Street  
Southbound Dale Mabry Highway north of westbound I-275 on-/off-ramps  
Southbound Dale Mabry Highway north of Cypress Street  
Northbound Dale Mabry Highway south of Cypress Street  
Northbound Dale Mabry Highway south of eastbound I-275 on-/off-ramps  
Northbound Dale Mabry Highway south of Spruce Street

\* Arterial Count Locations - East/West Arterials

Westbound Kennedy Boulevard east of Hoover Street  
Eastbound Kennedy Boulevard west of Memorial Highway/Sherrill Street  
Westbound Kennedy Boulevard east of Memorial Highway/Sherrill Street  
Eastbound Cypress Street west of Westshore Boulevard  
Westbound Cypress Street east of Westshore Boulevard  
Eastbound Cypress Street west of Lois Avenue  
Westbound Cypress Street east of Lois Avenue  
Eastbound Spruce Street west of Dale Mabry Highway  
Westbound Spruce Street east of Dale Mabry Highway  
Eastbound Cypress Street west of Dale Mabry Highway  
Westbound Cypress Street east of Dale Mabry Highway

Peak hour turning movement counts were conducted from 6:30 a.m. to 9:30 a.m., 11:00 a.m. to 1:00 p.m., 3:30 p.m. to 6:30 p.m. and 7:00 p.m. to 10:00 p.m. at the following locations:

Dale Mabry Highway and Spruce Street  
Dale Mabry Highway and westbound I-275 on-/off-ramps  
Dale Mabry Highway and eastbound I-275 on-/off-ramps  
Dale Mabry Highway and Cypress Street  
Himes Avenue and Cypress Street  
Lois Avenue and Cypress Street  
Lois Avenue and westbound I-275 on-/off-ramps  
Lois Avenue and eastbound I-275 on-/off-ramps  
Westshore Boulevard and Cypress Street  
Westshore Boulevard and westbound I-275 off-ramp  
Westshore Boulevard and eastbound I-275 on-ramp  
Kennedy Boulevard and Memorial Highway/Sherrill Street  
Kennedy Boulevard and Hoover Street

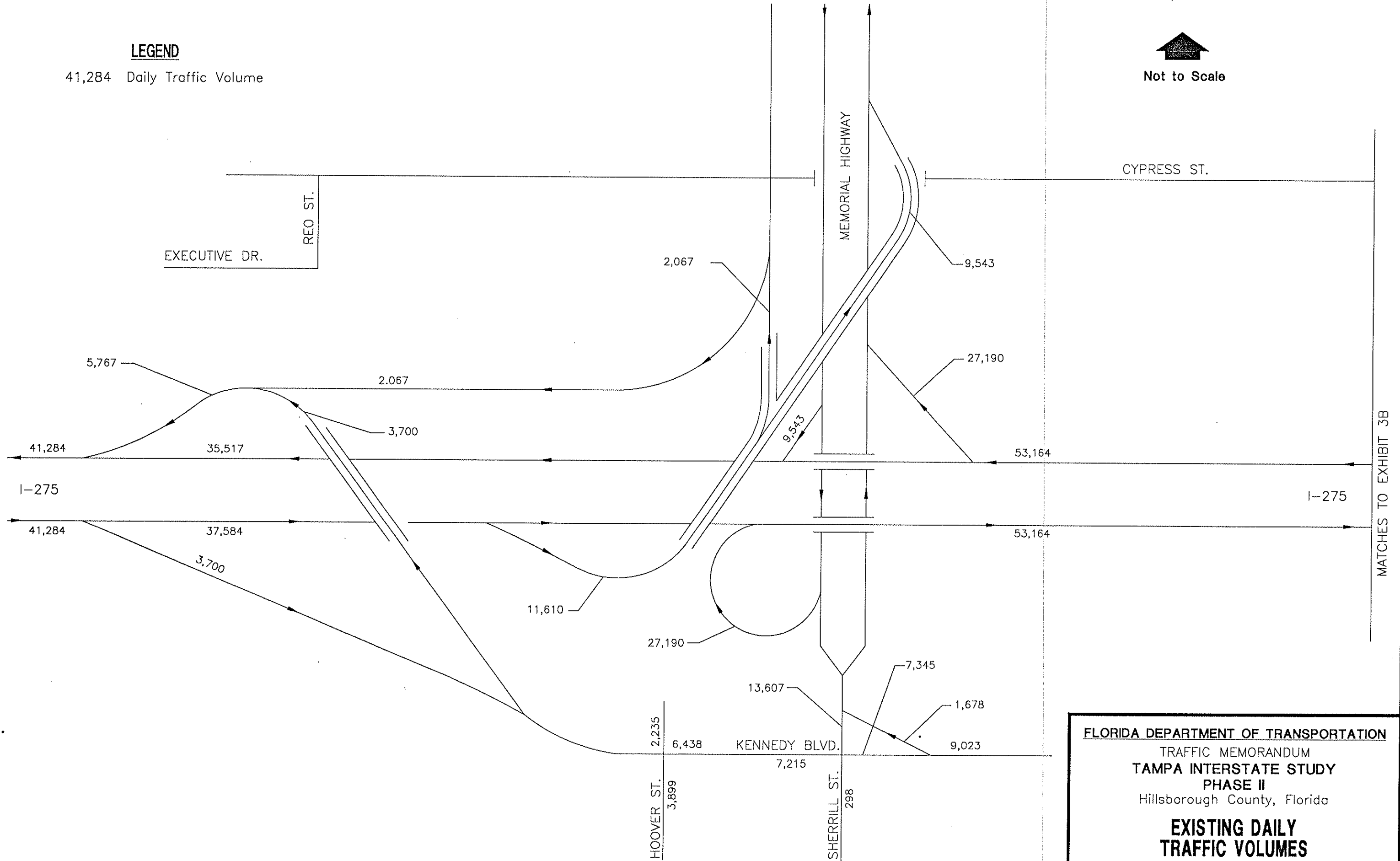
The raw count data is included in Appendices A1 and A2, published under separate cover. Weekly adjustment factors for traffic count stations in Hillsborough County obtained from FDOT indicated that daily traffic counts obtained during the weeks of October 8, 1990 to November 16, 1990 were only 1.5 percent lower than average, so no adjustments were made. The existing daily traffic volumes on I-275 (both mainline and ramps) are illustrated on Exhibits 2A and 2B. The volumes presented on Exhibits 2A and 2B represent the average of the five weekday machine traffic counts. The existing average weekday a.m. and p.m. peak hour volumes for the same locations were calculated and are provided on Exhibits 3A and 3B.

#### Existing Traffic Characteristics

Traffic characteristics, including the "K" factors (percent of daily traffic occurring in the peak hour) and "D" factors (percent of peak hour traffic traveling in the peak direction), were calculated from the traffic count data. The existing characteristics are summarized in Table 1.

**LEGEND**

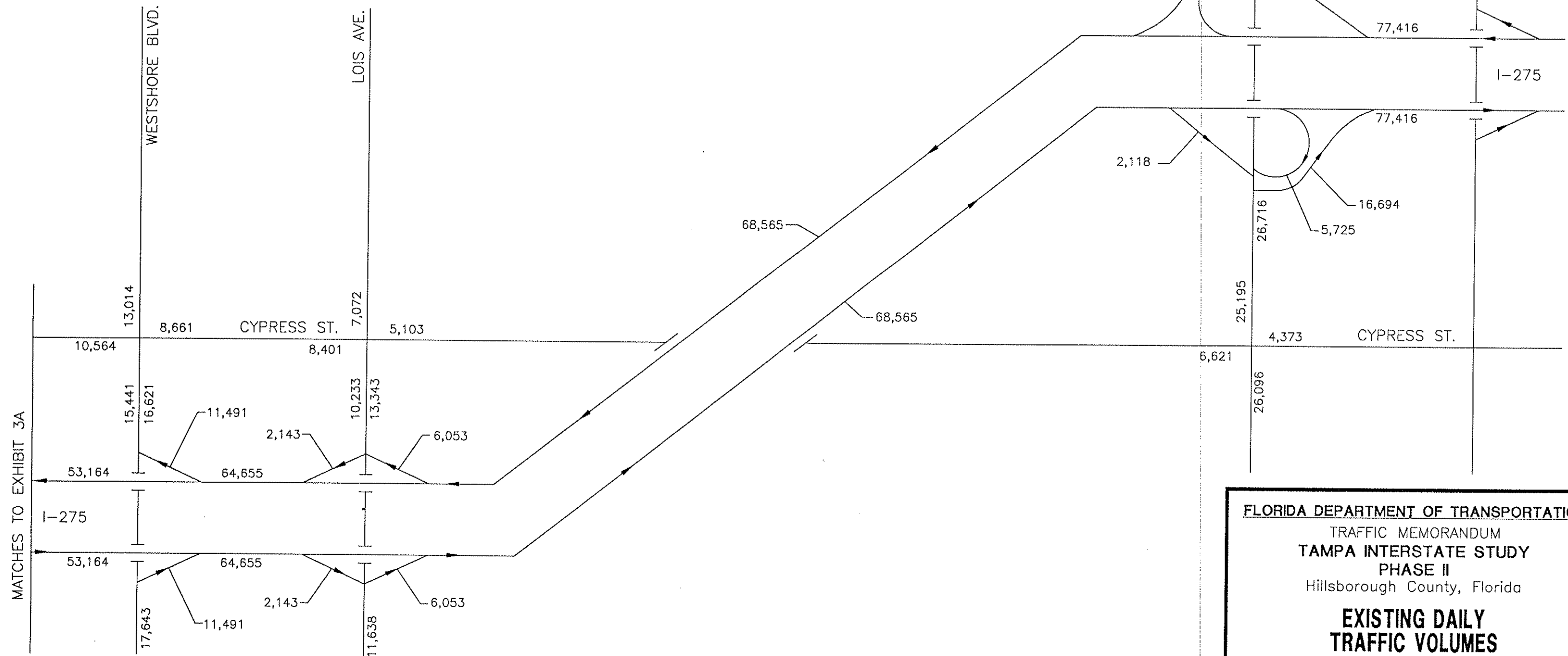
41,284 Daily Traffic Volume



**FLORIDA DEPARTMENT OF TRANSPORTATION**  
 TRAFFIC MEMORANDUM  
 TAMPA INTERSTATE STUDY  
 PHASE II  
 Hillsborough County, Florida  
**EXISTING DAILY TRAFFIC VOLUMES**

# LEGEND

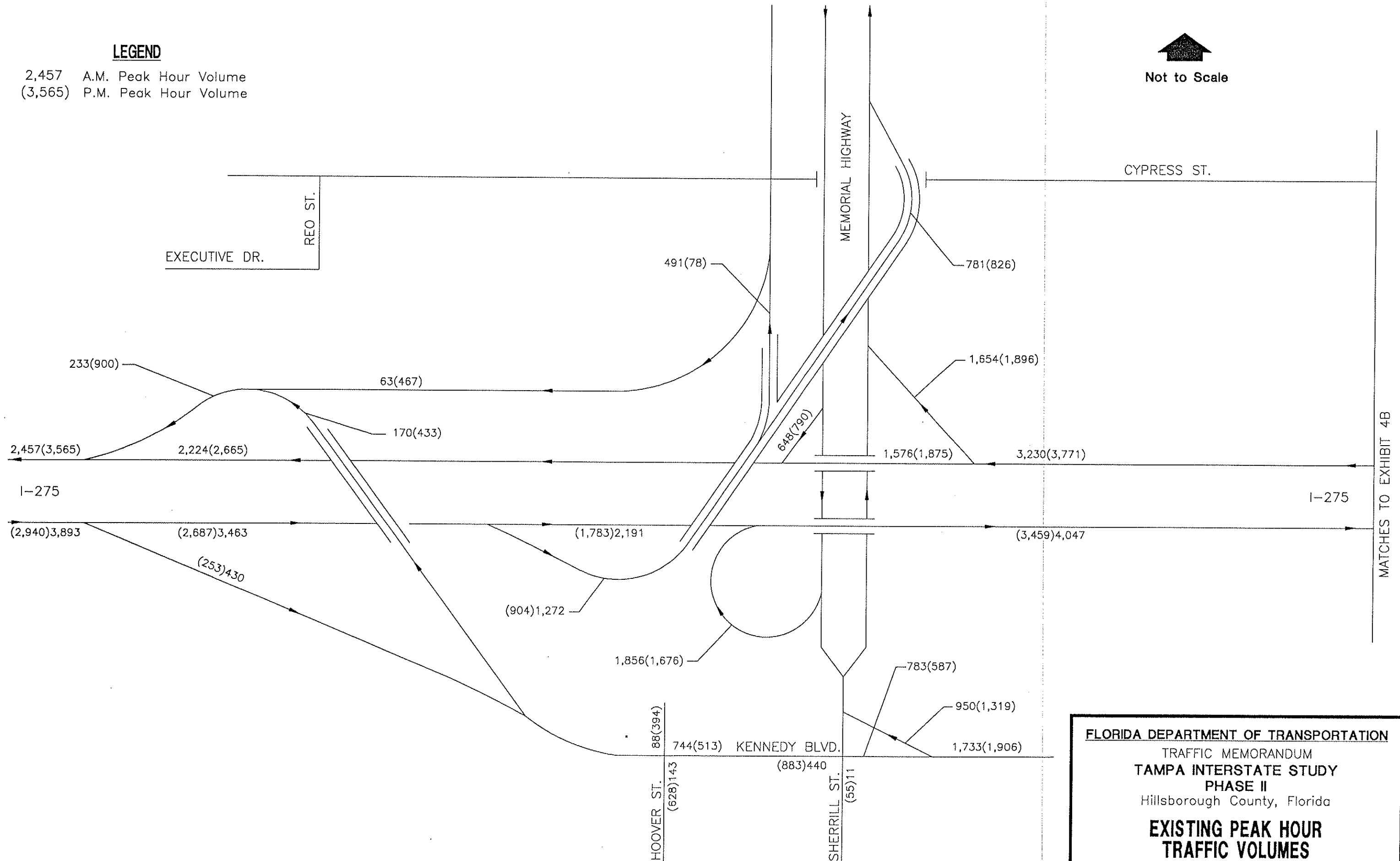
11,491 Daily Traffic Volume



FLORIDA DEPARTMENT OF TRANSPORTATION  
 TRAFFIC MEMORANDUM  
 TAMPA INTERSTATE STUDY  
 PHASE II  
 Hillsborough County, Florida  
**EXISTING DAILY  
 TRAFFIC VOLUMES**

# **LEGEND**

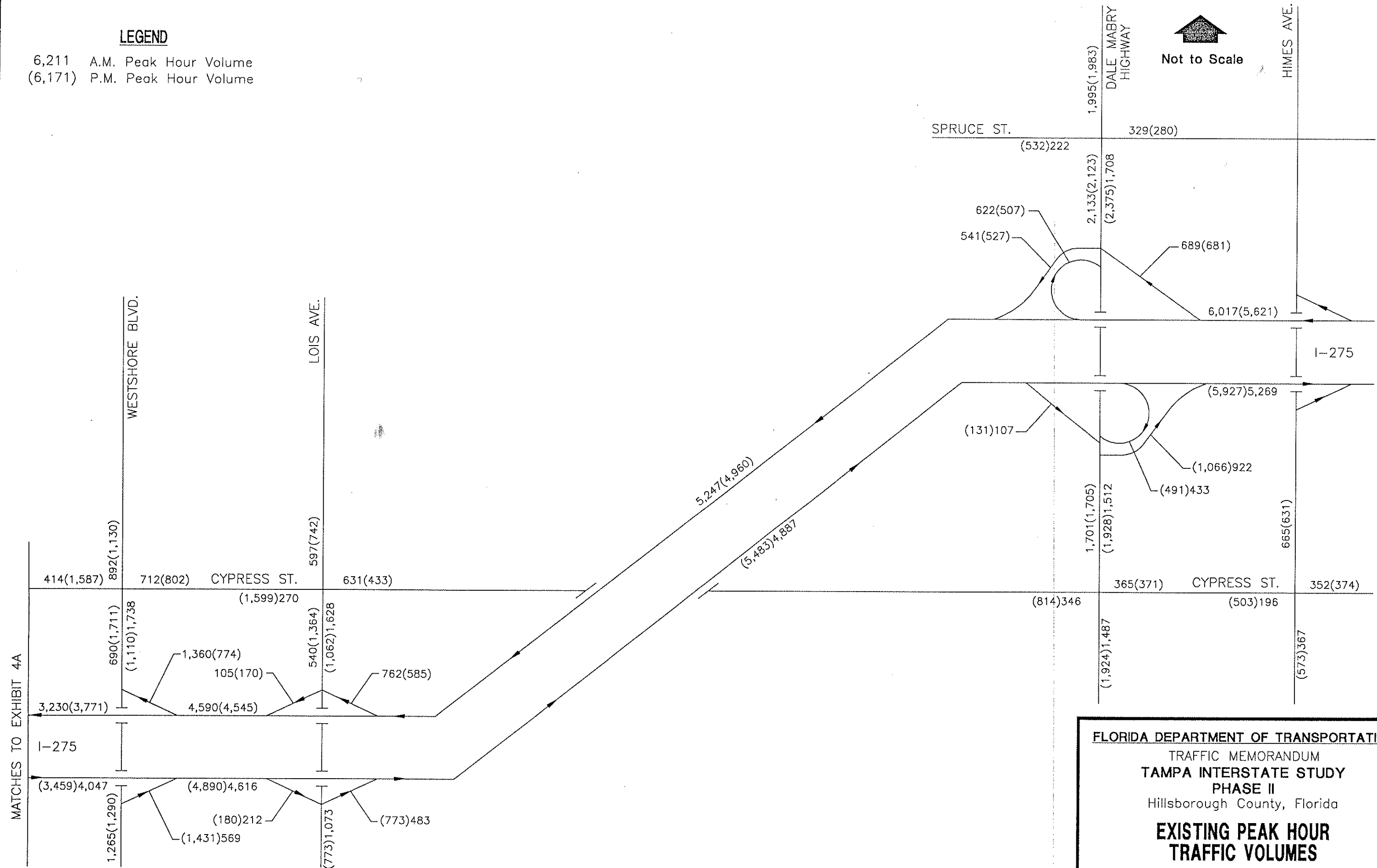
2,457 A.M. Peak Hour Volume  
(3,565) P.M. Peak Hour Volume



**FLORIDA DEPARTMENT OF TRANSPORTATION**  
TRAFFIC MEMORANDUM  
**TAMPA INTERSTATE STUDY**  
PHASE II  
Hillsborough County, Florida  
**EXISTING PEAK HOUR**  
**TRAFFIC VOLUMES**

# LEGEND

6,211 A.M. Peak Hour Volume  
(6,171) P.M. Peak Hour Volume



FLORIDA DEPARTMENT OF TRANSPORTATION  
TRAFFIC MEMORANDUM  
TAMPA INTERSTATE STUDY  
PHASE II  
Hillsborough County, Florida  
**EXISTING PEAK HOUR  
TRAFFIC VOLUMES**



TABLE 1

## EXISTING TRAFFIC CHARACTERISTICS

Location	Date	24-Hour Volume	Peak Hour Volumes		"K" Factor		"D" Factor	
			A.M.	P.M.	A.M.	P.M.	A.M.	P.M.
I-275 West of Kennedy Boulevard On-/Off-Ramps	10/09/90	42,192 (EB)	4,258 (EB)	2,987 (EB)	0.081	0.078	0.62 (EB)	0.55 (WB)
		42,696 (WB)	2,618 (WB)	3,649 (WB)				
	10/10/90	40,672 (EB)	3,980 (EB)	3,077 (EB)	0.079	0.088	0.62 (EB)	0.57 (WB)
		41,071 (WB)	2,468 (WB)	4,131 (WB)				
	10/11/90	33,945 (EB)	2,828 (EB)	2,444 (EB)	0.071	0.083	0.59 (EB)	0.56 (WB)
		33,708 (WB)	1,988 (WB)	3,148 (WB)				
	10/12/90	46,179 (EB)	4,009 (EB)	3,004 (EB)	0.070	0.074	0.62 (EB)	0.55 (WB)
		45,397 (WB)	2,439 (WB)	3,728 (WB)				
	10/15/90	40,953 (EB)	4,092 (EB)	2,918 (EB)	0.080	0.080	0.61 (EB)	0.56 (WB)
		42,048 (WB)	2,573 (WB)	3,689 (WB)				
AVERAGE					0.076	0.080	0.61	0.56
I-275 Between Westshore Boulevard and Lois Avenue	10/18/90	55,281 (EB)	4,699 (EB)	3,796 (EB)	0.077	0.069	0.57 (EB)	0.51 (EB)
		51,751 (WB)	3,547 (WB)	3,611 (WB)				
	10/19/90	60,873 (EB)	4,842 (EB)	3,990 (EB)	0.073	0.068	0.58 (EB)	0.51 (EB)
		54,191 (WB)	3,546 (WB)	3,853 (WB)				
	10/22/90	49,818 (EB)	4,128 (EB)	3,445 (EB)	0.075	0.074	0.55 (EB)	0.54 (WB)
		51,231 (WB)	3,408 (WB)	3,995 (WB)				
	10/23/90	53,119 (EB)	4,456 (EB)	3,730 (EB)	0.076	0.072	0.56 (EB)	0.51 (WB)
		52,592 (WB)	3,549 (WB)	3,898 (WB)				
	10/24/90	53,054 (EB)	4,466 (EB)	3,577 (EB)	0.075	0.071	0.56 (EB)	0.52 (WB)
		52,788 (WB)	3,476 (WB)	3,938 (WB)				
11/12/90	11/12/90	60,409 (EB)	4,784 (EB)	4,524 (EB)	0.077	0.073	0.51 (EB)	0.50 (EB)
		62,448 (WB)	4,656 (WB)	4,476 (WB)				
11/13/90	11/13/90	63,113 (EB)	5,038 (EB)	4,757 (EB)	0.077	0.075	0.52 (EB)	0.51 (WB)
		64,527 (WB)	4,743 (WB)	4,874 (WB)				
11/14/90	11/14/90	64,466 (EB)	5,133 (EB)	4,959 (EB)	0.075	0.073	0.52 (EB)	0.51 (WB)
		67,847 (WB)	4,734 (WB)	4,737 (WB)				

TABLE 1  
EXISTING TRAFFIC CHARACTERISTICS  
(Continued)

Location	Date	24-Hour Volume	Peak Hour Volumes		K Factor		D Factor	
			A.M.	P.M.	A.M.	P.M.	A.M.	P.M.
I-275 Between Westshore Boulevard and Lois Avenue (Continued)	11/15/90	65,119 (EB) 68,436 (WB)	4,897 (EB) 4,711 (WB)	4,545 (EB) 5,038 (WB)	0.072 0.073	0.072 0.071	0.51 (EB) 0.51 (EB)	0.53 (WB) 0.50 (WB)
	11/16/90	65,973 (EB) 68,148 (WB)	4,998 (EB) 4,816 (WB)	4,786 (EB) 4,794 (WB)	0.075 0.075	0.072 0.075	0.54 0.56	0.51 0.53
AVERAGE					0.068	0.082	0.57 (SB)	0.70 (SB)
OVERALL INTERSTATE AVERAGE					0.062	0.085	0.56 (SB)	0.70 (SB)
Westshore Boulevard Between I-275 On-/Off-Ramps	10/18/90	12,859 (NB) 21,948 (SB)	1,017 (NB) 1,363 (SB)	847 (NB) 1,995 (SB)	0.071 0.071	0.087 0.087	0.55 (SB)	0.74 (SB)
	10/19/90	13,132 (NB) 22,397 (SB)	965 (NB) 1,251 (SB)	913 (NB) 2,124 (SB)	0.069 0.073	0.085 0.090	0.56 (SB)	0.74 (SB)
	10/22/90	12,105 (NB) 20,588 (SB)	1,039 (NB) 1,284 (SB)	727 (NB) 2,117 (SB)	0.069 0.073	0.086 0.090	0.56	0.73
	10/23/90	11,878 (NB) 20,873 (SB)	984 (NB) 1,260 (NB)	720 (NB) 2,076 (SB)	0.077	0.087	0.71 (NB)	0.61 (SB)
AVERAGE	10/24/90	11,614 (NB) 20,541 (SB)	1,023 (NB) 1,337 (SB)	747 (NB) 2,147 (SB)	0.071	0.085	0.71 (NB)	0.59 (SB)
					0.081	0.083	0.73 (NB)	0.65 (SB)
Westshore Boulevard Between I-275 Off-Ramp and Cypress Street	10/18/90	17,207 (NB) 15,991 (SB)	1,798 (NB) 745 (SB)	1,128 (NB) 1,763 (SB)	0.075	0.090	0.72 (NB)	0.62 (SB)
	10/19/90	17,577 (NB) 16,268 (SB)	1,697 (NB) 695 (SB)	1,197 (NB) 1,689 (SB)	0.075	0.090	0.72 (NB)	0.62 (SB)
	10/22/90	15,946 (NB) 15,138 (SB)	1,830 (NB) 687 (SB)	904 (NB) 1,684 (SB)	0.075	0.090	0.72 (NB)	0.62 (SB)
	10/23/90	15,951 (NB) 15,121 (SB)	1,677 (NB) 667 (SB)	1,051 (NB) 1,736 (SB)	0.075	0.090	0.72 (NB)	0.62 (SB)

TABLE 1

EXISTING TRAFFIC CHARACTERISTICS  
(Continued)

Location	Date	24-Hour Volume	Peak Hour Volumes		K <sub>15</sub> Factor		K <sub>15</sub> Factor	
			A.M.	P.M.	A.M.	P.M.	A.M.	P.M.
Westshore Boulevard Between I-275 Off-Ramp and Cypress Street (Continued)	10/24/90	16,406 (NB)	1,736 (NB)	1,123 (NB)	0.079	0.089	0.71 (NB)	
		14,685 (SB)	726 (SB)	1,641 (SB)				0.59 (SB)
AVERAGE					0.077	0.087	0.71	0.61
Lois Avenue Between Westbound I-275 On-/Off-Ramps and Cypress St.	11/12/90	7,953 (NB)	819 (NB)	565 (NB)	0.073	0.103	0.61 (NB)	
		10,913 (SB)	531 (SB)	1,348 (SB)				0.70 (SB)
	11/13/90	8,982 (NB)	1,059 (NB)	609 (NB)	0.082	0.103	0.59 (NB)	
		13,129 (SB)	745 (SB)	1,676 (SB)				0.73 (SB)
	11/14/90	9,176 (NB)	1,087 (NB)	765 (NB)	0.074	0.106	0.65 (NB)	
		13,443 (SB)	594 (SB)	1,631 (SB)				0.68 (SB)
	11/15/90	9,515 (NB)	1,095 (NB)	719 (NB)	0.079	0.103	0.60 (NB)	
		13,575 (SB)	734 (SB)	1,651 (SB)				0.70 (SB)
	11/16/90	9,656 (NB)	1,060 (NB)	609 (NB)	0.078	0.097	0.59 (NB)	
		13,703 (SB)	751 (SB)	1,659 (SB)				0.73 (SB)
AVERAGE					0.077	0.102	0.60	0.71
OVERALL ARTERIAL AVERAGE					0.074	0.092	0.63	0.68
OVERALL STUDY AREA AVERAGE					0.075	0.086		

In the a.m. peak hour, the "K" factor for I-275 west of the Kennedy Boulevard on-/off-ramps ranges from 0.070 to 0.081 with an average of 0.076. At this same location in the p.m. peak hour, the "K" factor ranges from 0.074 to 0.088 with an average of 0.08. On I-275 between Westshore Boulevard and Lois Avenue, the "K" factor for the a.m. peak hour ranges from 0.072 to 0.077 with an average of 0.075. In the p.m. peak hour, the "K" factor for this location ranges from 0.068 to 0.075 with an average of 0.072. Overall, the average "K" factor for I-275 is 0.075 for both the a.m. and p.m. peak hours. Typically, "K" factors range from 0.08 to 0.10. The low "K" factors existing on I-275 are indicative of severe congestion in the a.m. and p.m. peak periods that extends the peak periods over several hours.

In the a.m. peak hour, the "K" factors for the adjacent arterials range from 0.062 to 0.082, with an average value of 0.074, while in the p.m. peak hour the "K" factors range from 0.082 to 0.106 with an average value of 0.092. The overall average "K" factor based on all roadway segments listed in Table 1 is 0.075 and 0.086 for the a.m. and p.m. peak hours, respectively. In general, the a.m. peak period occurs from 7:30 a.m. to 8:45 a.m. and the p.m. peak period occurs from 4:30 p.m. to 5:45 p.m.

The traffic traveling on I-275 west of the Kennedy Boulevard on-/off-ramps is predominantly oriented eastbound in the a.m. peak hour and westbound in the p.m. peak hour. In the a.m. peak hour, the "D" factors range from 0.59 to 0.62 with an average value of 0.61. In the p.m. peak hour, the "D" factors range from 0.55 to 0.57 with an average value of 0.56.

The a.m. and p.m. peak hour traffic traveling on I-275 between Westshore Boulevard and Lois Avenue is more evenly distributed. In the a.m. peak hour, the "D" factors range from 0.51 to 0.58 with an average of 0.54. In the p.m. peak hour, the "D" factors

range from 0.50 to 0.54 with an average of 0.51. This directional distribution reflects the fact that major activity centers are located both to the west (Westshore Business District) and east (downtown Tampa) of this traffic count location.

For the north/south arterials crossing I-275 and having interchanges, the a.m. peak hour "D" factors range from 0.55 to 0.73 with an average of 0.63. The p.m. peak hour "D" factors range from 0.59 to 0.74 with an average of 0.68. Traffic is predominantly oriented northbound in the a.m. peak hour and southbound in the p.m. peak hour.

Vehicle classification counts were obtained from FDOT during Phase I of TIS. Based on this data, it was determined that the percentage of buses on I-275 is small compared to the percentage of trucks (less than 0.5 percent of the total heavy vehicles). A plot of design hour truck percentage and average annual daily traffic indicates that the percentage of trucks in the design hour tends to reach a limiting value of approximately three percent for daily traffic volumes greater than 120,000 vpd.

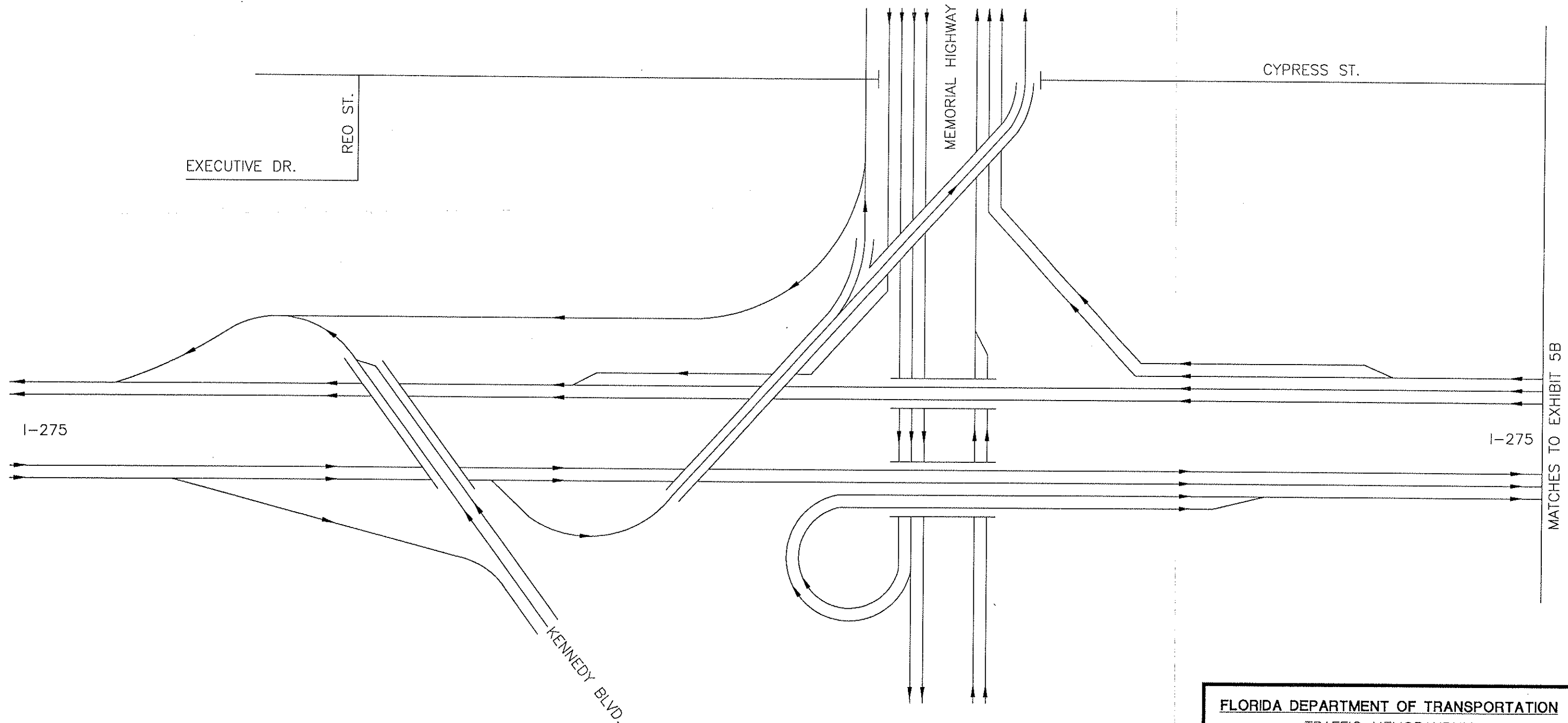
#### Existing Traffic Operations

Using the existing peak hour volumes, traffic operations analyses were conducted for I-275 from west of the Kennedy Boulevard on-/off-ramps to east of the Dale Mabry Highway interchange. The existing laneage on I-275 in this section and the configuration of the ramps are illustrated schematically on Exhibits 4A and 4B.

I-275 is primarily a north-south freeway that traverses all of Hillsborough County; however, the segment between the Howard Frankland Bridge and Dale Mabry

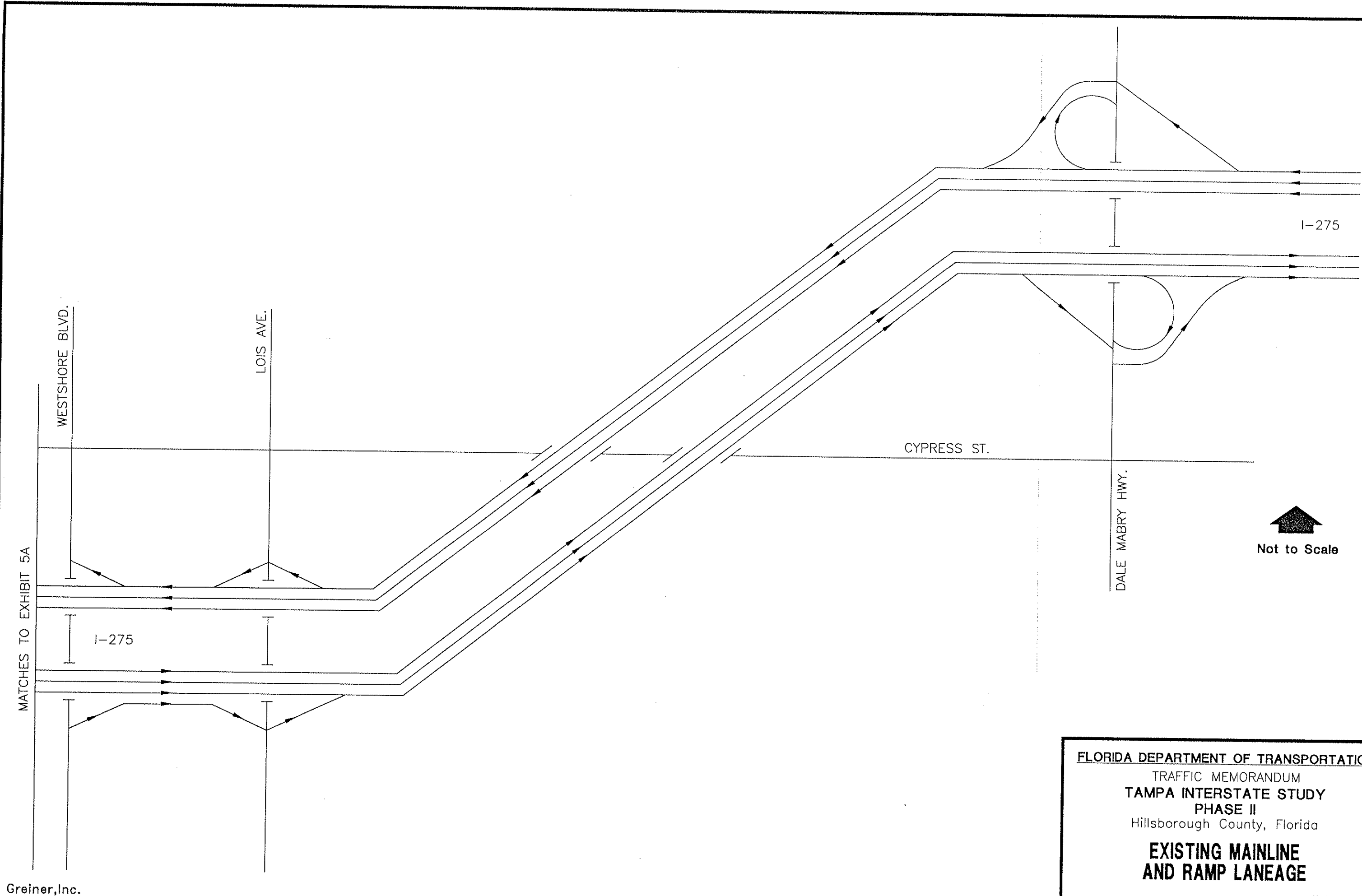


Not to Scale



MATCHES TO EXHIBIT 5B

FLORIDA DEPARTMENT OF TRANSPORTATION  
TRAFFIC MEMORANDUM  
TAMPA INTERSTATE STUDY  
PHASE II  
Hillsborough County, Florida  
**EXISTING MAINLINE  
AND RAMP LANEAGE**



Greiner, Inc.

FLORIDA DEPARTMENT OF TRANSPORTATION  
TRAFFIC MEMORANDUM  
TAMPA INTERSTATE STUDY  
PHASE II  
Hillsborough County, Florida  
**EXISTING MAINLINE  
AND RAMP LANEAGE**

Highway runs northeast-southwest. Currently, I-275 is a four-lane facility from the Howard Frankland Bridge (the western end of the project study limits) to Memorial Highway (S.R. 60) and a six-lane facility from Memorial Highway (S.R. 60) to east of Dale Mabry Highway. An auxiliary lane is provided on eastbound I-275 between the Westshore Boulevard on-ramp and the Lois Avenue off-ramp.

The basic freeway segments, weaving areas and ramp junction merge/diverge areas were analyzed using the methodologies described in Chapter 3-Basic Freeway Segments, Chapter 4 - Weaving Areas and Chapter 5 - Ramps and Ramp Junctions of the 1985 Highway Capacity Manual (HCM). To be consistent with the operations analyses conducted previously during Phase I of the study, the levels of service for the basic freeway segments, weaving areas and merge/diverge areas, were determined using the values developed for TIS and previously approved by FHWA. Documentation of FHWA approval of these modified level of service criteria is provided in Appendix C. Table 2 lists the basic freeway segment levels of service used in the operations analyses. The merge/diverge and weaving area levels of service criteria are listed in Table 3. The existing conditions analyses were conducted using the following parameters:

Peak Hour Factor (PHF)	=	0.95
Design Hour Truck Percentage	=	3%
Design Hour Bus/RV Percentage	=	0%
Population Factor	=	1.0
Terrain	=	Level
Design Speed	=	50 mph

Table 4 summarizes the levels of service for the basic freeway segments on I-275 in the a.m. and p.m. peak hours. As illustrated in Table 4, only one of the four segments



**TABLE 2**  
**LEVELS OF SERVICE FOR BASIC FREEWAY SEGMENTS**

<u>Level of Service</u>	<u>Maximum Service Flow Rate (in pcphpl)</u>	
	<u>50 MPH Design Speed</u>	<u>60 MPH Design Speed</u>
A	--	--
B	--	1,100
C	1,470	1,540
D	1,785	1,870
E	2,100	2,200

---

Source: Tampa Interstate Study, Task F.5.e - Analysis of Service Flow Rates and Level of Service Final Working Paper, Greiner, Inc., (October 1988).

**TABLE 3**  
**LEVELS OF SERVICE FOR**  
**MERGE/DIVERGE VOLUMES AND SPEEDS IN WEAVING SECTIONS**  
**MERGE/DIVERGE AREAS**

<u>Level of Service</u>	<u>Merge Volume (in pcph)</u>	<u>Diverge Volume (in pcph)</u>
A	≤ 660	≤ 715
B	≤ 1,100	≤ 1,155
C	≤ 1,595	≤ 1,650
D	≤ 1,925	≤ 1,980
E	≤ 2,200	≤ 2,200

**WEAVING AREAS**

<u>Level of Service</u>	<u>50 mph Design Speed</u>		<u>60 mph Design Speed</u>	
	<u>Weaving Speed Sw (in mph)</u>	<u>Non-Weaving Speed Snw (in mph)</u>	<u>Weaving Speed Sw (in mph)</u>	<u>Non-Weaving Speed Snw (in mph)</u>
A	≥ 50.0	≥ 54.0	≥ 55.0	≥ 60.0
B	≥ 45.0	≥ 48.0	≥ 50.0	≥ 54.0
C	≥ 40.0	≥ 42.0	≥ 45.0	≥ 48.0
D	≥ 35.0	≥ 35.0	≥ 40.0	≥ 42.0
E	≥ 30.0	≥ 30.0	≥ 35.0	≥ 35.0
F	< 30.0	< 30.0	< 35.0	< 35.0

Source: Tampa Interstate Study, Task F.5.e - Travel Demand Technical Report, Greiner, Inc., (April 1989).

TABLE 4

EXISTING FREEWAY OPERATIONS ANALYSIS SUMMARY -  
BASIC FREEWAY SEGMENTS

	A.M. Peak Hour				P.M. Peak Hour			
	Volume	Number of Lanes	V/C Ratio	Level of Service	Volume	Number of Lanes	V/C Ratio	Level of Service
EB I-275 West of Kennedy Boulevard Interchange	3,893	2	1.02	F	2,940	2	0.77	D
EB I-275 East of Dale Mabry Highway Interchange	5,269	3	0.92	E	5,927	3	1.03	F
WB I-275 East of Dale Mabry Highway Interchange	6,017	3	1.05	F	5,621	3	0.98	E
WB I-275 West of Kennedy Boulevard Interchange	2,457	2	0.64	C	3,565	2	0.93	E

analyzed operates at Level of Service D or better in the a.m. peak hour. The segment of westbound I-275 west of the Kennedy Boulevard interchange is currently operating at Level of Service C. The other three segments are all currently operating at Level of Service E or F in the a.m. peak hour. The volume-to-capacity (V/C) ratios for these three segments range from 0.92 to 1.05.

Three of the four segments analyzed are currently operating at Level of Service E or F in the p.m. peak hour. The V/C ratios for these three segments range from 0.93 to 1.03. The segment of eastbound I-275 west of the Kennedy Boulevard on-/off ramps is currently operating at Level of Service D with a V/C ratio of 0.77. It should be noted that the two basic freeway segments east of the Dale Mabry Highway interchange operate at unacceptable levels of service during both the a.m. and p.m. peak hours. The existing conditions basic freeway segments capacity calculations are contained in Appendix Bl.

Table 5 summarizes the existing levels of service for the merge, diverge and weaving areas on I-275 in the a.m. peak hour. As indicated in Table 5, 11 of the 17 locations analyzed are currently operating at acceptable levels of service (Level of Service D or better) in the a.m. peak hour. The six locations that are currently operating at Level of Service E or F are as follows:

- \* Eastbound I-275 off-ramp to Kennedy Boulevard (Level of Service F)
- \* Eastbound I-275 off-ramp to Memorial Highway (Level of Service F)
- \* Eastbound I-275 on-ramp from Dale Mabry Highway (Level of Service E)
- \* Westbound I-275 off-ramp to northbound Dale Mabry Highway (Level of Service F)
- \* Westbound I-275 on-ramp from Dale Mabry Highway (Level of Service E)
- \* Westbound I-275 off-ramp to Westshore Boulevard (Level of Service E)

TABLE 5

EXISTING A.M. PEAK HOUR FREEWAY OPERATIONS ANALYSIS SUMMARY -  
MERGE/DIVERGE AND WEAVING AREAS

Location	Merge Area			Diverge Area			Weaving Area			
	Ramp Volume (in vph)	Merge Volume (in pcph)	Merge Level of Service	Ramp Volume (in vph)	Diverge Volume (in pcph)	Diverge Level of Service	Weave Type/ Weave Length	Weaving Speed (in mph)	Non-Weaving Speed (in mph)	Non-Weaving Level of Service
EB I-275 Off-Ramp to Kennedy Boulevard				430	2,215	F				
EB I-275 Off-Ramp to Memorial Highway				1,272	2,240	F				
EB I-275 On-Ramp from Memorial Highway	1,856	1,296 1,286	C C							
EB I-275 Between On-Ramp from Westshore Boulevard and Off-Ramp to Lois Avenue							A/1,320	46	54	B
EB I-275 On-Ramp from Lois Avenue	483	1,655	D							
EB I-275 Off-Ramp to SB Date Mabry Highway				107	1,519	C				
EB I-275 Off-Ramp to NB Date Mabry Highway				433	1,574	C				
EB I-275 On-Ramp from Date Mabry Highway	922	2,040	E							
WB I-275 Off-Ramp to NB Date Mabry Highway				689	2,409	F				
WB I-275 Off-Ramp to SB Date Mabry Highway				622	1,835	D				
WB I-275 On-Ramp from Date Mabry Highway	541	2,042	E							
WB I-275 Off-Ramp to Lois Avenue				762	1,948	D				

TABLE 5

EXISTING A.M. PEAK HOUR FREEWAY OPERATIONS ANALYSIS SUMMARY -  
MERGE/DIVERGE AND WEAVING AREAS  
(Continued)

Location	Merge Area			Diverge Area			Weaving Area			
	Ramp Volume (in vph)	Merge Volume (in pcph)	Merge Level of Service	Ramp Volume (in vph)	Diverge Volume (in pcph)	Diverge Level of Service	Weave Type/ Weave Length	Weaving Speed (in mph)	Non-Weaving Level of Service	Non-Weaving Speed (in mph)
WB I-275 On-Ramp from Lois Avenue	105	1,827	D							
WB I-275 Off-Ramp to Westshore Boulevard				1,360	2,011	E				
WB I-275 Off-Ramp to Memorial Highway				1,654	917	B				
WB I-275 On-Ramp from Memorial Highway	648	1,382	C		917	B				
WB I-275 On-Ramp from Kennedy Boulevard	233	1,227	C							

The unacceptable levels of service occurring at these merge/diverge areas on I-275 are primarily the result of a lack of sufficient mainline capacity.

Table 6 summarizes the existing levels of service for the merge, diverge and weaving areas on I-275 in the p.m. peak hour. Twelve of the 17 locations analyzed are currently operating at Level of Service D or better in the p.m. peak hour. The five locations that are currently operating at an unacceptable level of service are as follows:

- \* Eastbound I-275 between on-ramp from Westshore Boulevard and off-ramp to Lois Avenue (Level of Service E)
- \* Eastbound I-275 on-ramp from Lois Avenue (Level of Service E)
- \* Eastbound I-275 on-ramp from Dale Mabry Highway (Level of Service F)
- \* Westbound I-275 off-ramp to northbound Dale Mabry Highway (Level of Service E)
- \* Westbound I-275 on-ramp from Kennedy Boulevard (Level of Service E)

As is the case in the a.m. peak hour, the unacceptable levels of service occurring during the p.m. peak hour at the four merge/diverge areas listed above are primarily the result of a lack of sufficient mainline capacity. The unacceptable level of service currently existing on the segment of eastbound I-275 between the Westshore Boulevard on-ramp and the Lois Avenue off-ramp is due to the relatively short length of the weaving area (approximately 1,320 feet) and the large volume of weaving traffic.

It should be noted that two of the 17 locations analyzed are operating at unacceptable levels of service during both peak hours. These locations are the eastbound I-275 on-ramp from Dale Mabry Highway and the westbound I-275 off-ramp to northbound Dale Mabry Highway. The existing conditions capacity calculations for the ramp junctions and weaving areas are included in Appendix B2.

TABLE 6

EXISTING P.M. PEAK HOUR FREEWAY OPERATIONS ANALYSIS SUMMARY -  
MERGE/DIVERGE AND WEAVING AREAS

Location	Merge Area			Diverge Area			Weaving Area			
	Ramp Volume (in vph)	Merge Volume (in pcph)	Merge Level of Service	Ramp Volume (in vph)	Diverge Volume (in pcph)	Diverge Level of Service	Weave Type/ Weave Length	Weaving Speed (in mph)	Non-Weaving Speed (in mph)	Non-Weaving Level of Service
EB I-275 Off-Ramp to Kennedy Boulevard				253	1,493	C				
EB I-275 Off-Ramp to Memorial Highway				904	1,732	D				
EB I-275 On-Ramp from Memorial Highway	1676	1096 1397	B C							
EB I-275 Between On-Ramp from Westshore Boulevard and Off-Ramp to Lois Avenue							A/1,320	39	49	C
EB I-275 On-Ramp from Lois Avenue	773	2,069	E							
EB I-275 Off-Ramp to SB Dale Mabry Highway				131	1,734	D				
EB I-275 Off-Ramp to NB Dale Mabry Highway				491	1,771	D				
EB I-275 On-Ramp from Dale Mabry Highway	1,066	2,346	F							
WB I-275 Off-Ramp to NB Dale Mabry Highway				681	2,020	E				
WB I-275 Off-Ramp to SB Dale Mabry Highway				507	1,654	D				
WB I-275 On-Ramp from Dale Mabry Highway	527	1,868	D							
WB I-275 Off-Ramp to Lois Avenue				585	1,778	D				



TABLE 6

EXISTING P.M. PEAK HOUR FREEWAY OPERATIONS ANALYSIS SUMMARY -  
MERGE/DIVERGE AND WEAVING AREAS  
(Continued)

Location	Merge Area			Diverge Area			Weaving Area		
	Ramp Volume (in vph)	Merge Volume (in pcph)	Merge Level of Service	Ramp Volume (in vph)	Diverge Volume (in pcph)	Diverge Level of Service	Weave Type/Weave Length	Weaving Speed (in mph)	Non-Weaving Level of Service
WB I-275 On-Ramp from Lois Avenue	170	1,596	D						
WB I-275 Off-Ramp to Westshore Boulevard				774	1,704	D			
WB I-275 Off-Ramp to Memorial Highway				1,896	1,051 1,051	B B			
WB I-275 On-Ramp from Memorial Highway	790	1,634	D						
WB I-275 On-Ramp from Kennedy Boulevard	900	2,053	E						

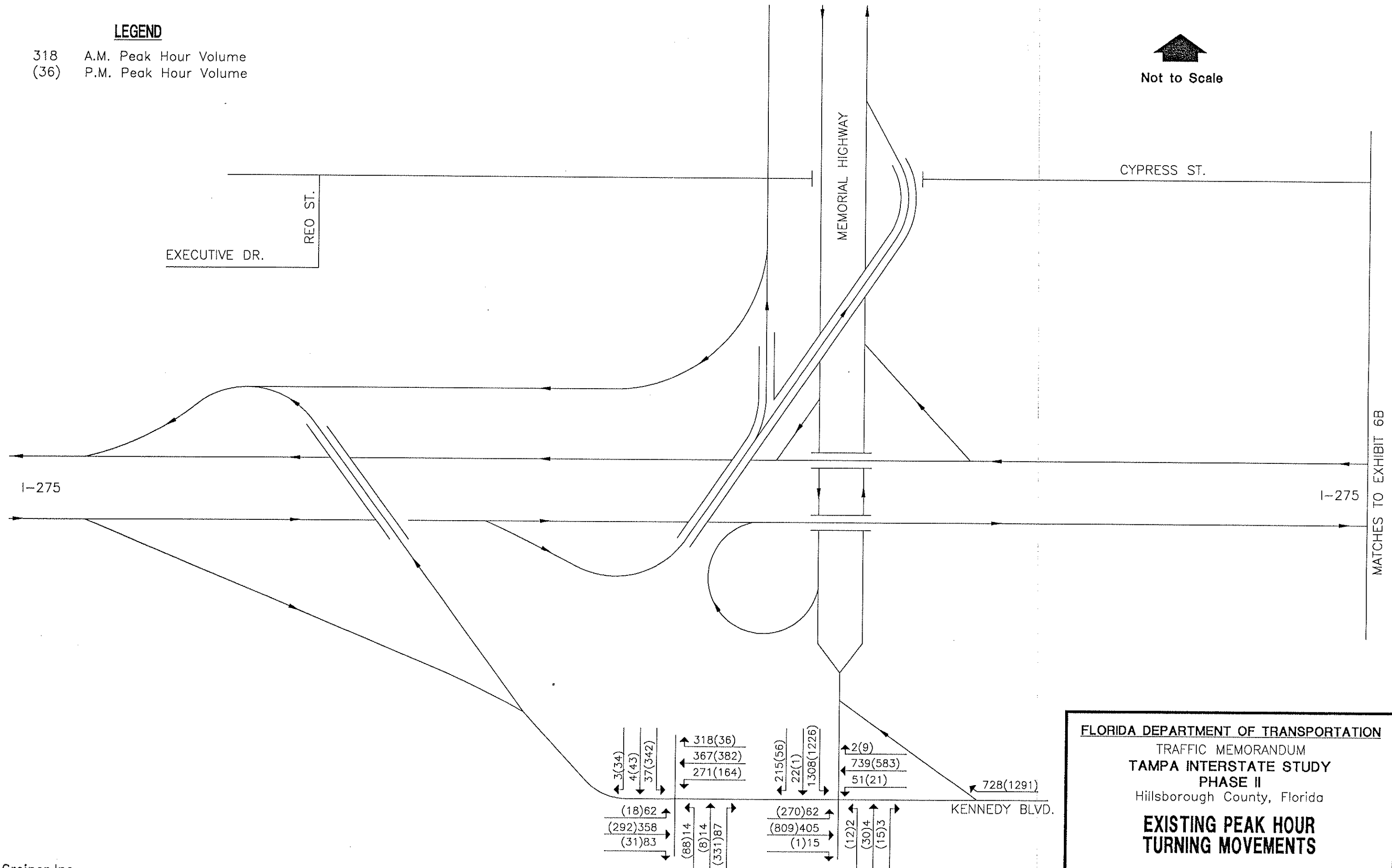
In addition to the I-275 freeway operations analyses, signalized intersection analyses were also conducted for the a.m. and p.m. peak hours at the following ramp terminal and arterial intersections:

- \* Dale Mabry Highway and westbound I-275 on-/off-ramps;
- \* Dale Mabry Highway and eastbound I-275 on-/off-ramps;
- \* Dale Mabry Highway and Spruce Street;
- \* Dale Mabry Highway and Cypress Street;
- \* Cypress Street and Himes Avenue;
- \* Lois Avenue and westbound I-275 on-/off-ramps;
- \* Lois Avenue and eastbound I-275 on-/off-ramps;
- \* Westshore Boulevard and I-275 on-/off-ramps;
- \* Westshore Boulevard and Cypress Street;
- \* Kennedy Boulevard and Memorial Highway; and
- \* Kennedy Boulevard and Hoover Street.

These analyses were conducted using the methodology described in Chapter 9-Signalized Intersections of the 1985 Highway Capacity Manual. The existing a.m. and p.m. peak hour turning movements at these locations are provided on Exhibits 5A and 5B. The existing intersection lane geometry is illustrated on Exhibits 6A and 6B. Traffic signal phasing/timing plans were obtained from the City of Tampa and used in the analyses. At several locations, it was determined that improved operations could be obtained with some minor revisions to the signal timing and hence, these revisions were incorporated into the analyses. The results of these signalized intersection analyses are summarized in Table 7. As indicated in Table 7, nine of the 12 signalized intersections are currently operating at Level of Service C or better in the a.m. peak hour while the Westshore Boulevard/Cypress Street intersection is currently operating at Level of Service D. The Kennedy Boulevard/Memorial Highway intersection is currently operating at Level of Service E and the intersection of Westshore Boulevard and the I-275 on-/off-ramps is currently operating at Level of Service F.

# LEGEND

318 A.M. Peak Hour Volume  
(36) P.M. Peak Hour Volume



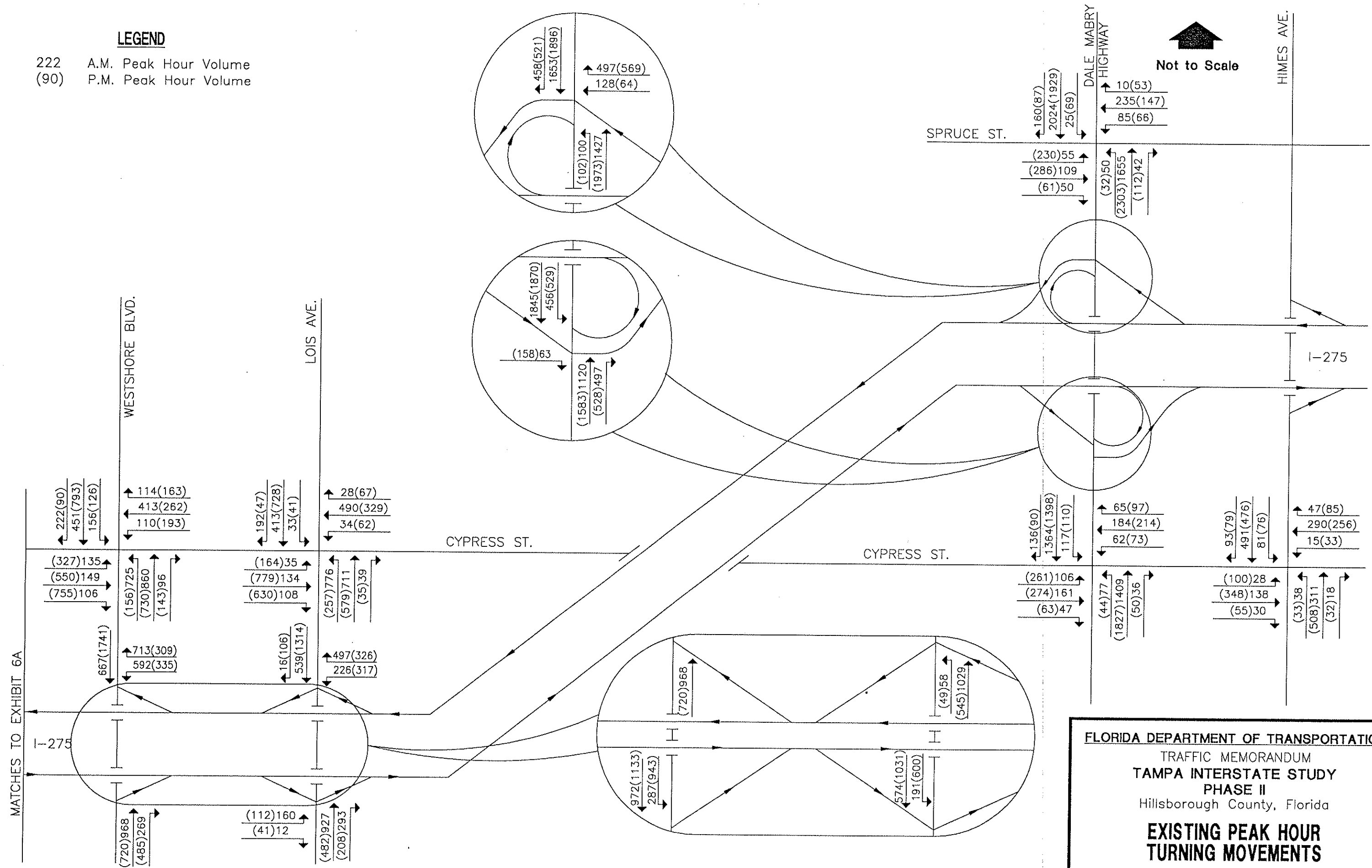
FLORIDA DEPARTMENT OF TRANSPORTATION  
TRAFFIC MEMORANDUM  
TAMPA INTERSTATE STUDY  
PHASE II  
Hillsborough County, Florida  
**EXISTING PEAK HOUR  
TURNING MOVEMENTS**

EXHIBIT 5A

3A/G86-21/C238015/TM3A.DWG/03.29.91

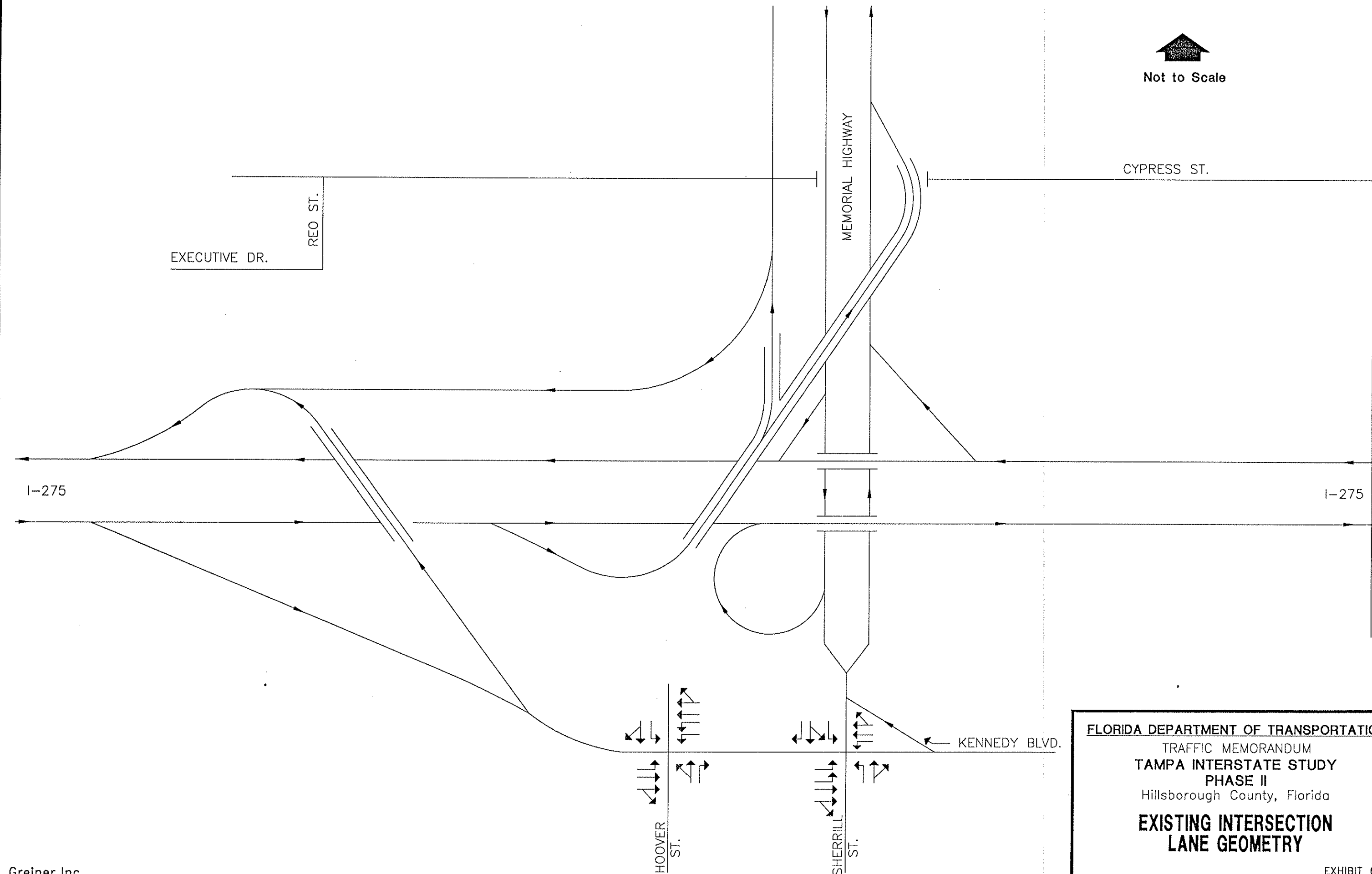
**LEGEND**

222 A.M. Peak Hour Volume  
(90) P.M. Peak Hour Volume

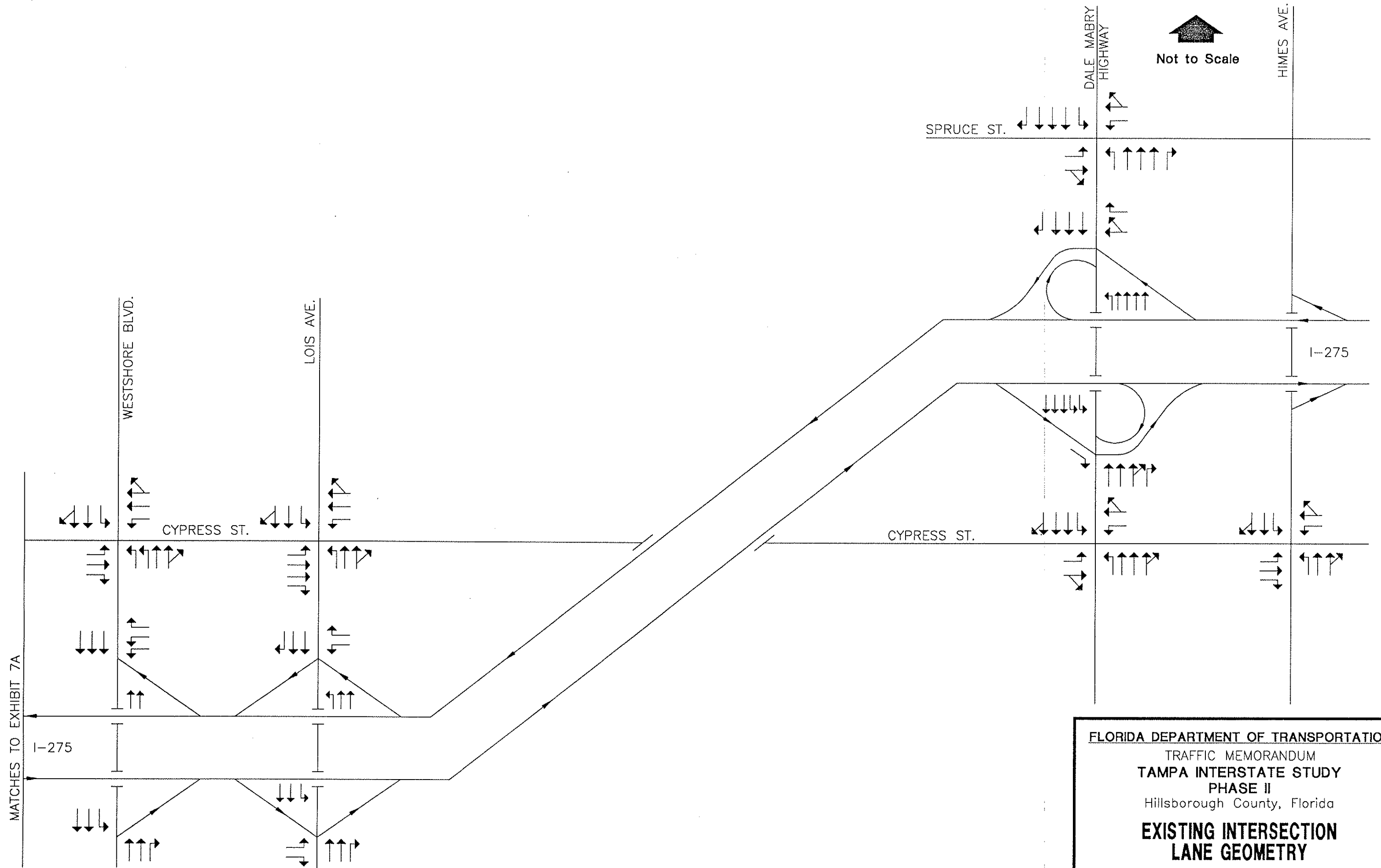


FLORIDA DEPARTMENT OF TRANSPORTATION  
TRAFFIC MEMORANDUM  
TAMPA INTERSTATE STUDY  
PHASE II  
Hillsborough County, Florida  
**EXISTING PEAK HOUR  
TURNING MOVEMENTS**

3A/G86-21/C238015/LG2A.DWG/03.29.91



FLORIDA DEPARTMENT OF TRANSPORTATION  
TRAFFIC MEMORANDUM  
TAMPA INTERSTATE STUDY  
PHASE II  
Hillsborough County, Florida  
**EXISTING INTERSECTION  
LANE GEOMETRY**



FLORIDA DEPARTMENT OF TRANSPORTATION  
 TRAFFIC MEMORANDUM  
 TAMPA INTERSTATE STUDY  
 PHASE II  
 Hillsborough County, Florida  
**EXISTING INTERSECTION  
 LANE GEOMETRY**

**TABLE 7**  
**EXISTING SIGNALIZED INTERSECTION**  
**OPERATIONS ANALYSIS SUMMARY**

<u>Location</u>	<u>A.M. Peak Hour</u>			<u>P.M. Peak Hour</u>		
	<u>V/C<sup>1</sup></u>	<u>Average Delay<sup>2</sup></u>	<u>LOS<sup>3</sup></u>	<u>V/C<sup>1</sup></u>	<u>Average Delay<sup>2</sup></u>	<u>LOS<sup>3</sup></u>
Dale Mabry Highway and WB I-275 On-/Off-Ramps	0.71	12.5	B	0.78	13.0	B
Dale Mabry Highway and EB I-275 On-/Off-Ramps	0.48	9.0	B	0.61	9.7	B
Dale Mabry Highway and Spruce Street	0.68	21.4	C	0.90	30.4	D
Dale Mabry Highway and Cypress Street	0.55	15.3	C	0.87	23.3	C
Cypress Street and Himes Avenue	0.46	7.1	B	0.45	7.3	B
Lois Avenue and WB I-275 On-/Off-Ramps	0.75	13.9	B	0.79	21.9	C
Lois Avenue and EB I-275 On-/Off Ramps	0.56	9.8	B	0.59	7.6	B
Lois Avenue and Cypress Street	0.88	21.1	C	0.84	16.7	C
Westshore Boulevard and I-275 On-/Off-Ramps	1.06	*	F	1.16	*	F
Westshore Boulevard and Cypress Street	0.74	31.7	D	1.23	*	F
Kennedy Boulevard and Memorial Highway	0.79	58.2	E	0.85	58.2	E
Kennedy Boulevard and Hoover Street	0.48	19.9	C	0.62	20.0	C

<sup>1</sup> V/C = Volume-to-Capacity Ratio

<sup>2</sup> Average Delay in seconds per vehicle.

<sup>3</sup> LOS = Level of Service

\* Average Delay is meaningless when V/C for any movement exceeds 1.2.

Table 7 also indicates that eight of the 12 signalized intersections are currently operating at Level of Service C or better in the p.m. peak hour and one intersection (Dale Mabry Highway and Spruce Street) is currently operating at Level of Service D. The Kennedy Boulevard/Memorial Highway intersection is currently operating at Level of Service E in the p.m. peak hour while the intersections of Westshore Boulevard and the I-275 on-/off-ramps and Westshore Boulevard and Cypress Street are currently operating at Level of Service F. The existing conditions signalized intersection capacity analyses are included in Appendix B3.

#### **FUTURE YEAR TRAFFIC PROJECTIONS**

As stated earlier, the TIS Master Plan Concept includes a four-roadway system on I-275 from west of the Kennedy Boulevard on-/off-ramps to east of Dale Mabry Highway. The four roadway system consists of an express freeway system with High Occupancy Vehicle (HOV)/Transitway lanes in the center of the roadway and a local access freeway system on the outside of the express lanes. Interchanges are provided at the following locations:

- \* Dale Mabry Highway (to and from the east and west on the local access freeway lanes)
- \* Lois Avenue/Cypress Street (to and from the east and west on the local access freeway lanes)
- \* Westshore Boulevard (to and from the east on the local access freeway lanes)
- \* Northwest Hillsborough Expressway (to and from the east on the express freeway lanes)
- \* Memorial Highway (to and from the east and west on the local access freeway lanes)
- \* Kennedy Boulevard (to and from the west on the local access freeway lanes)



To assess the impact of the proposed project, design year traffic projections were estimated. These projections were estimated using the Florida Standard Urban Transportation Model Structure (FSUTMS) for Hillsborough County, as supplied by FDOT and refined during Phase I of TIS. The design year (2010) average daily traffic volumes for the Master Plan Concept are illustrated on Exhibits 7A and 7B. Both the total daily traffic volumes and the daily HOV volumes are presented for the express freeway lanes east of Trask Street. It should be noted that the total daily traffic volumes also include the HOV volumes in the area where the HOV lanes are present. As indicated on Exhibits 7A and 7B, the 2010 average daily traffic volume on I-275 increases from approximately 124,100 vpd west of the Kennedy Boulevard interchange to approximately 215,800 vpd east of the Dale Mabry Highway interchange.

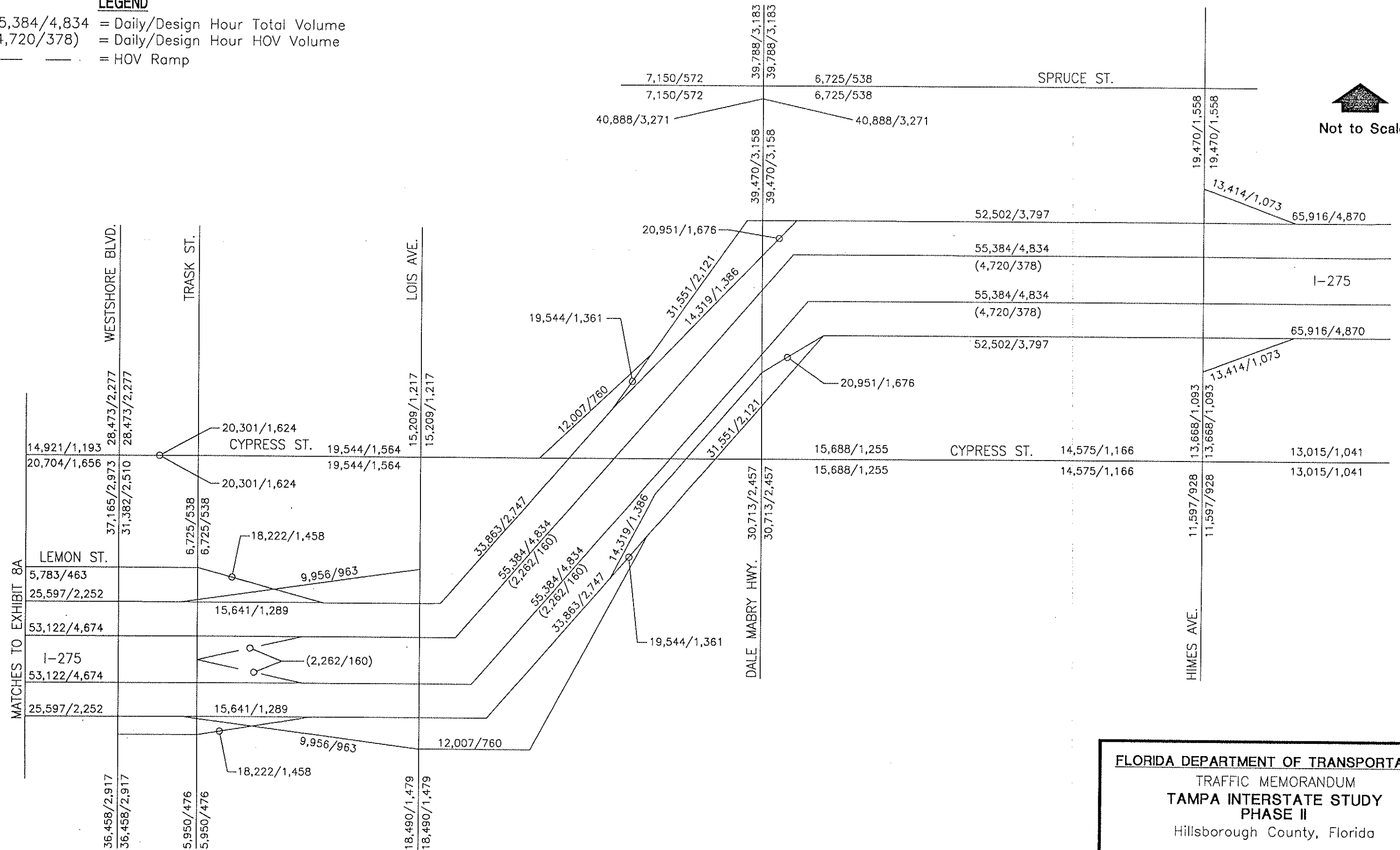
Directional design hour volumes were estimated from the 2010 daily traffic volumes using the "K" and "D" factors previously approved by FDOT during the Phase I Master Plan effort of TIS. A K-factor of 8 percent and a D-factor of 55 percent were used in the analysis of the segment of I-275 from the Howard Frankland Bridge to Westshore Boulevard. A K-factor of 8 percent and a D-factor of 50 percent were used in the analysis of I-275 from Westshore Boulevard to Ashley Street. These values were previously documented in the April, 1989 Travel Demand Technical Report and the Final Master Plan Report. Adjustments were made to some of the design hour volumes in the segment of I-275 between Westshore Boulevard and Ashley Street to account for the two different D-factors used in the overall study.

The directional design hour volumes are illustrated on Exhibits 7A and 7B. The volumes for mainline I-275 and the on-/off-ramps illustrated on these two exhibits are the same as those contained in the Master Plan Report. As indicated on Exhibits 7A



# **LEGEND**

55,384/4,834 = Daily/Design Hour Total Volume  
 (4,720/378) = Daily/Design Hour HOV Volume  
 — = HOV Ramp



FLORIDA DEPARTMENT OF TRANSPORTATION  
 TRAFFIC MEMORANDUM  
 TAMPA INTERSTATE STUDY  
 PHASE II  
 Hillsborough County, Florida  
**DESIGN YEAR (2010) TRAFFIC  
 VOLUMES - DESIGN SEGMENT 1A**

and 7B, the total 2010 directional design hour volume on I-275 ranges from 5,459 vehicles per hour (vph) west of the Kennedy Boulevard interchange to 8,631 vph east of the Dale Mabry Highway interchange.

## **FUTURE CONDITIONS**

Evaluations of design year (2010) operating conditions for the Master Plan Concept and the No-Build Alternative were conducted using the directional design hour volumes presented on Exhibits 7A and 7B. The analyses were based upon the following assumptions:

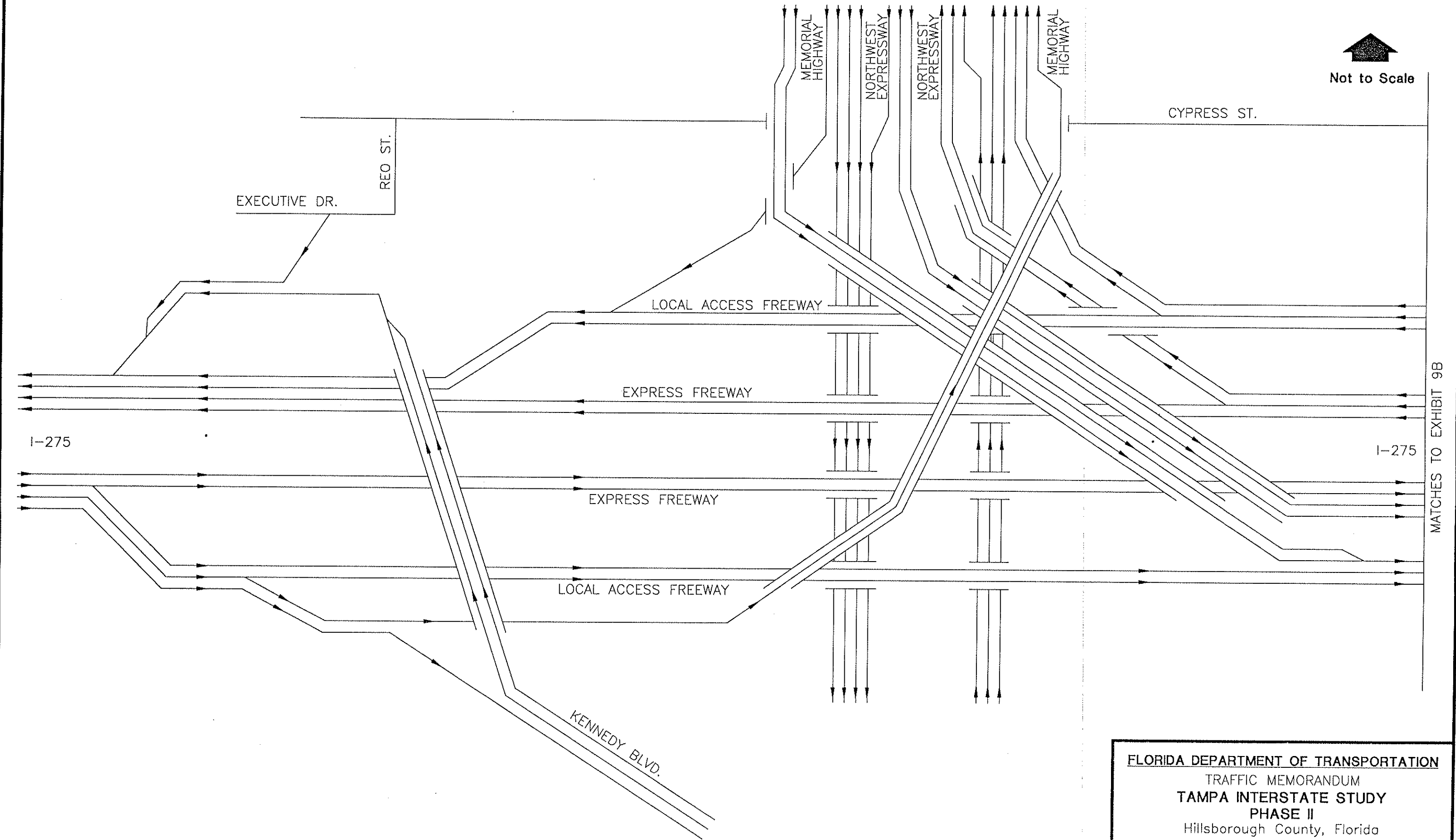
Peak Hour Factor (PHF)	=	0.95
Design Hour Truck Percentage	=	3%
Design Hour Bus/RV Percentage	=	0%
Population Factor	=	1.0
Terrain	=	Level
Design Speed		
Express Freeway	=	60 mph
Local Access Freeway	=	50 mph

The following sections discuss the 2010 Master Plan Concept and the No-Build Alternative operations analysis results.

### **Design Year (2010) Master Plan Traffic Operations**

The Master Plan Concept for I-275 within the Environmental Assessment study limits is schematically illustrated on Exhibits 8A and 8B. As indicated on Exhibit 8B, left-hand on-/off-ramps are provided at the I-275/Dale Mabry Highway interchange. These left-side ramps are provided to avoid operational problems (weaving, merging and diverging) that would otherwise result due to the close proximity of the Lois Avenue and Himes Avenue ramps. Traffic operations analyses conducted during Tier

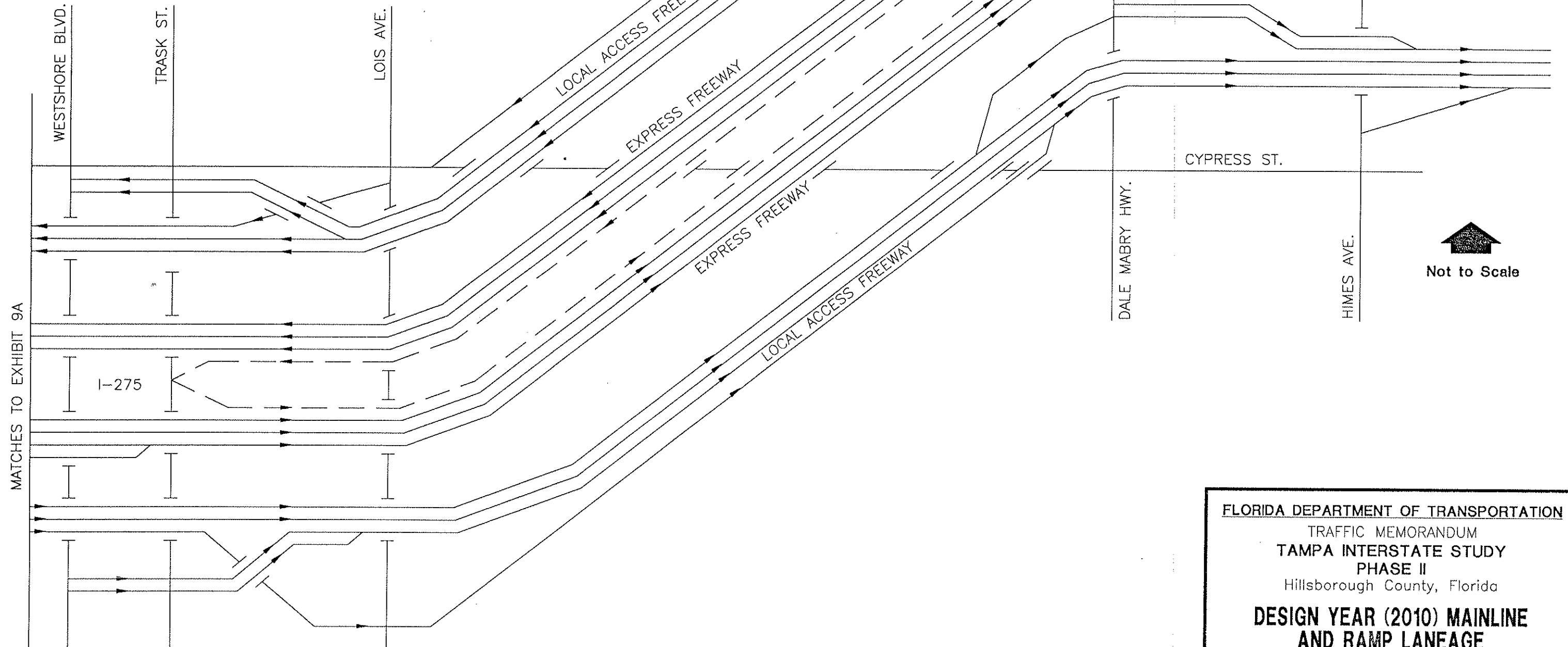
3A/G86-22/C238015/DMR2A.DWG/03.29.91



FLORIDA DEPARTMENT OF TRANSPORTATION  
TRAFFIC MEMORANDUM  
TAMPA INTERSTATE STUDY  
PHASE II  
Hillsborough County, Florida  
**DESIGN YEAR (2010) MAINLINE  
AND RAMP LANEAGE**

# LEGEND

--- = HOV LANE



MATCHES TO EXHIBIT 9A

I-275

I-275

CYPRESS ST.

DALE MABRY HWY.

HIMES AVE.

Not to Scale

FLORIDA DEPARTMENT OF TRANSPORTATION

TRAFFIC MEMORANDUM  
TAMPA INTERSTATE STUDY  
PHASE II  
Hillsborough County, Florida

DESIGN YEAR (2010) MAINLINE  
AND RAMP LANEAGE

EXHIBIT 88

2 of the TIS Master Plan (Phase I) indicated that improved operations would result with the left-side on-/off-ramps. This interchange concept also eliminates the possibility of vehicles entering I-275 at Lois Avenue and exiting at Dale Mabry Highway (and the return movement) without requiring "braided" ramps to preclude these movements. The horizontal alignment of I-275 in the vicinity of Dale Mabry Highway facilitates the implementation of this type of interchange. This concept was approved by FHWA in their November, 1989 acceptance of the Master Plan.

The design year (2010) traffic operations analyses for I-275 included evaluations of ramp junctions and weaving areas on the express freeway lanes and local access freeway lanes. The analyses were conducted for the Master Plan Concept during Phase I of TIS and the results are documented in the Task F.5.e.-Travel Demand Technical Report (April 1989) published separately. The merge/diverge and weaving area level of service criteria listed previously in Table 3 were used for these evaluations. Operations analyses were conducted for five merge areas, five diverge areas and eight weaving areas.

Table 8 summarizes the results of the operations analyses for Design Segment 1A, I-275 from the east end of the Howard Frankland Bridge to east of Dale Mabry Highway. All 18 locations analyzed are projected to operate at Level of Service D or better. In addition, 10 of these 18 locations are projected to operate at Level of Service C or better. The design year (2010) capacity calculations are provided in Appendix C1.

In addition to the ramp merge/diverge area and weaving area analyses, signalized intersection analyses were also conducted at the following locations;

- \* Kennedy Boulevard and Memorial Highway;
- \* Memorial Highway and Sherrill Street;

TABLE 8

DESIGN YEAR (2010) FREEWAY OPERATIONS ANALYSIS SUMMARY -  
MERGE/DIVERGE AND WEAVING AREAS

Location	Merge Area			Diverge Area			Weaving Area			
	Ramp Volume (in vph)	Merge Volume (in pcph)	Merge Level of Service	Ramp Volume (in vph)	Diverge Volume (in pcph)	Diverge Level of Service	Weave Type/ Weave Length	Weaving Speed (in mph)	Non-Weaving Level of Service	Non-Weaving Speed (in mph)
EB I-275 Off-Ramp to Local Freeway				3,179	1,925 1,888	D D				
EB I-275 Express Freeway on-ramp from Northwest Hillsborough Expressway	1,495	1,272 1,504	C C							
EB I-275 Local Freeway off-ramp to Kennedy Boulevard				1,069	1,148	B				
EB I-275 Local Freeway off-ramp to Memorial Highway				494	904	B				
EB I-275 Local Freeway between Memorial Highway and Lois Avenue							C/2,500	42.0	C	40.7
EB I-275 Local Freeway between Westshore Boulevard and Dale Mabry Highway							C/1,900	37.9	D	35.8
EB I-275 Local Freeway on-ramp from Lois Avenue	760	1,057	B							
EB I-275 Local Freeway between Dale Mabry Highway and Himes Avenue							C/3,400	40.8	C	38.5
EB I-275 Local Freeway between Himes Avenue and Armenia Avenue							B/1,600	40.8	C	40.8
WB I-275 Local Freeway between Armenia Avenue and Himes Avenue							B/1,000	40.1	C	39.2



TABLE 8

DESIGN YEAR (2010) FREEWAY OPERATIONS ANALYSIS SUMMARY -  
MERGE/DIVERGE AND WEAVING AREAS  
(Continued)

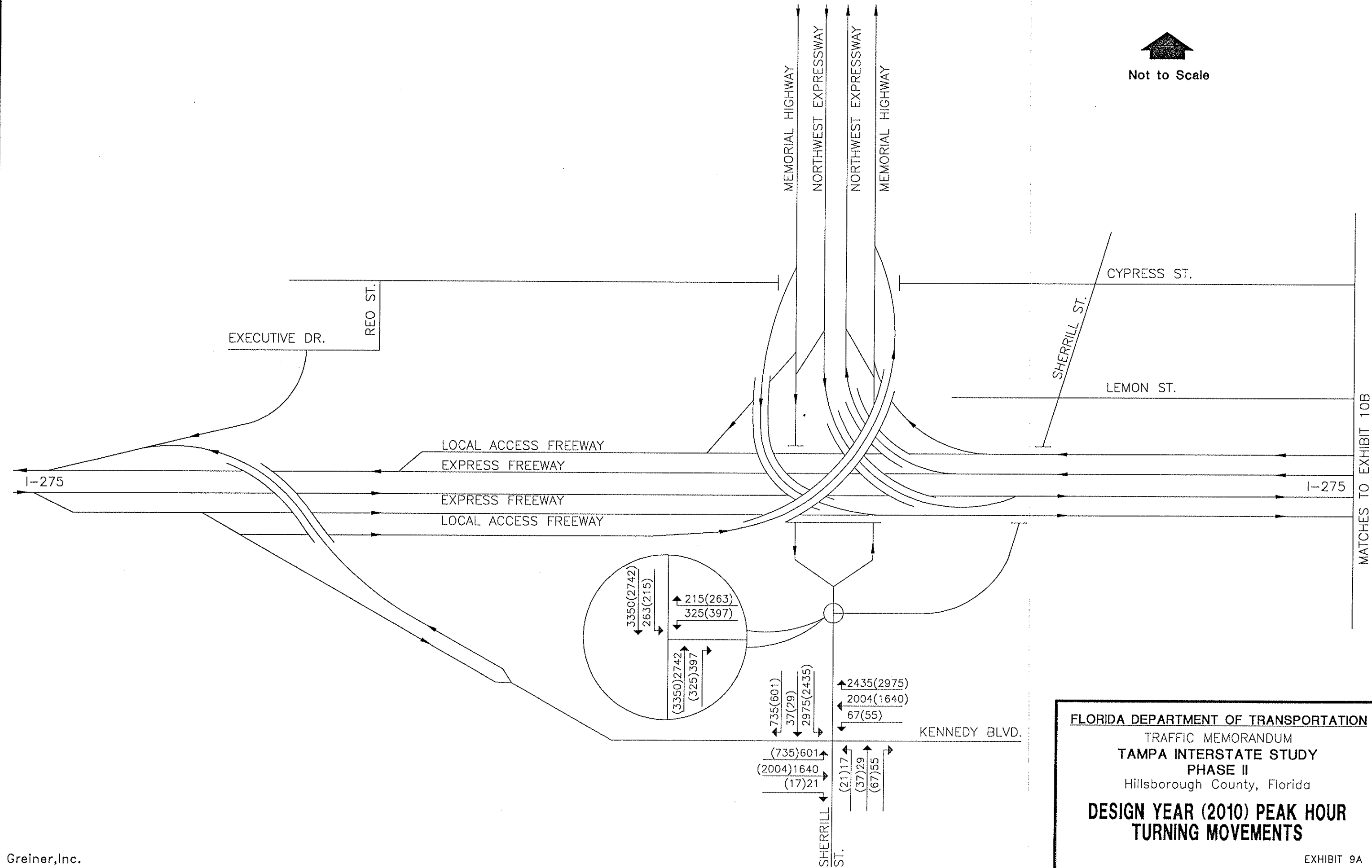
Location	Merge Area			Diverge Area			Weaving Area				
	Ramp Volume (in vph)	Merge Volume (in pcph)	Merge Level of Service	Ramp Volume (in vph)	Diverge Volume (in pcph)	Diverge Level of Service	Weave Type/ Weave Length	Weaving Speed (in mph)	Weaving Level of Service	Non-Weaving Speed (in mph)	Non-Weaving Level of Service
WB I-275 Local Freeway between Himes Avenue and Dale Mabry Highway							C/2,950	39.9	D	37.6	D
WB I-275 Local Freeway off-ramp to Lois Avenue				760	1,019	B					
WB I-275 Local Freeway between Dale Mabry Highway and Westshore Boulevard							B/2,100	44.1	C	47.1	C
WB I-275 Local Freeway between Lois Avenue and Memorial Highway							B/2,900	47.6	B	52.9	B
WB I-275 Local Freeway on-ramp from Memorial Highway	359	759	B								
WB I-275 Express Freeway off-ramp to Northwest Hillsborough Expressway				1,495	1,710	D					
					1,033	B					
WB I-275 Express Freeway on-ramp from I-275 Local Freeway	1,076	578	A								
		578	A								
WB I-275 Express Freeway on-ramp from Kennedy Boulevard	1,204	1,684	D								

- \* Westshore Boulevard and I-275 on-/off-ramps;
- \* Westshore Boulevard and Cypress Street;
- \* Trask Street and I-275 on-/off-ramps;
- \* Lois Avenue and I-275 on-/off-ramps;
- \* Lois Avenue and Cypress Street;
- \* Dale Mabry Highway and Spruce Street;
- \* Dale Mabry Highway and I-275 on-/off-ramps;
- \* Dale Mabry Highway and Cypress Street; and
- \* Cypress Street and Himes Avenue.

The intersections listed above were analyzed to determine the lane geometry required for these locations to operate at Level of Service D or better during the peak hours.

Exhibits 9A and 9B illustrate the 2010 a.m. and p.m. peak hour turning movements. The 2010 intersection lane geometry is provided on Exhibits 10A and 10B. The results of the 2010 a.m. and p.m. peak hour signalized intersection analyses are summarized in Table 9. As indicated in Table 9, all eleven of the intersections analyzed are projected to operate at Level of Service D or better in the peak hours with the lane geometry illustrated on Exhibits 10A and 10B. Of the eleven intersections, four are projected to operate at Level of Service C or better during the a.m. and p.m. peak hours and seven are projected to operate at Level of Service D.

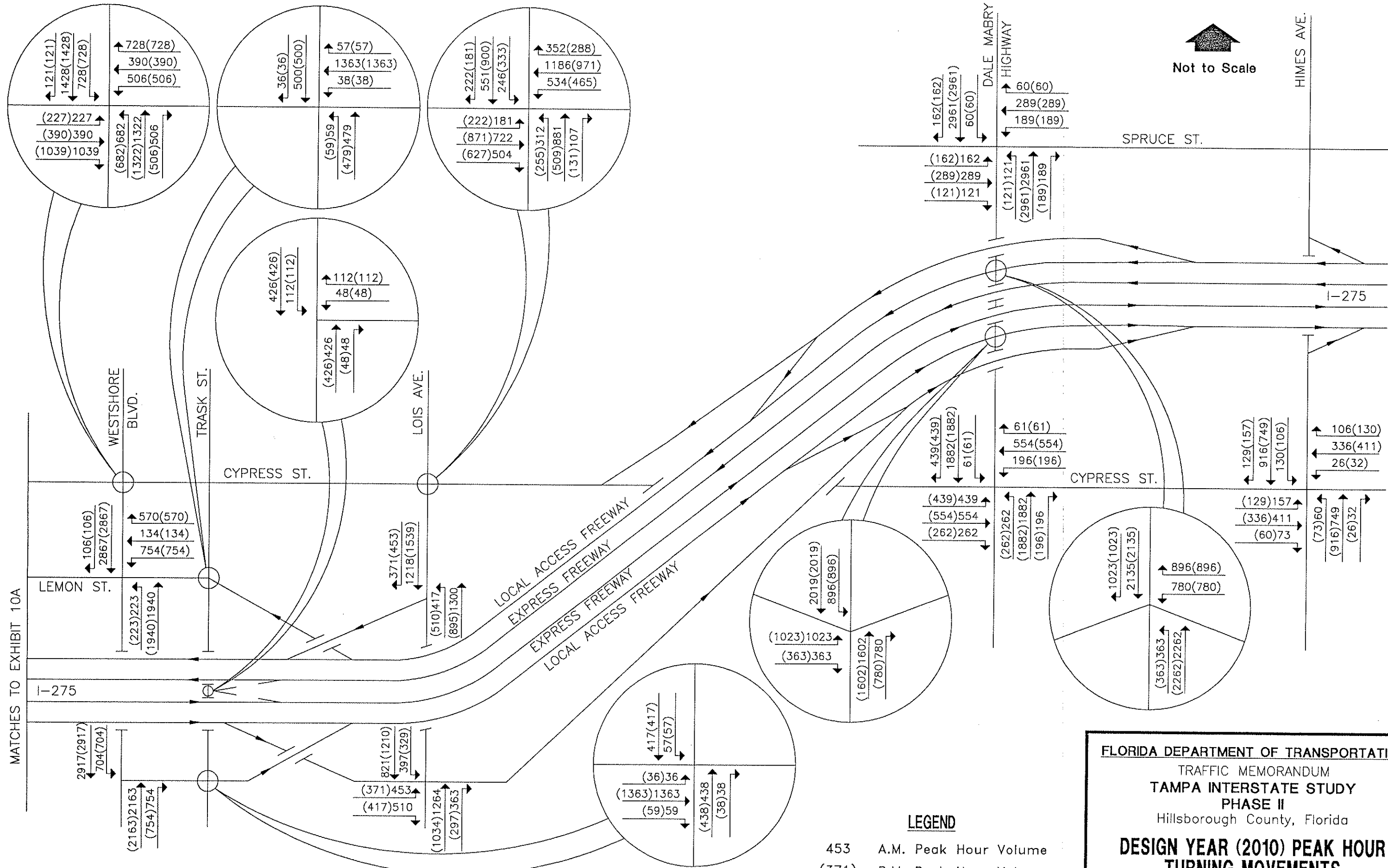
Although all 11 signalized intersections listed in Table 9 are projected to experience average vehicle delays of less than 40.0 seconds per vehicle, the V/C ratio for the intersection of Dale Mabry Highway and the I-275 on-/off-ramps is projected to exceed 1.00. The V/C ratio indicates the proportion of available intersection capacity that is being used by vehicles during the critical movements. If the V/C ratio exceeds 1.00, one or more of the critical movements will be oversaturated and traffic flow breakdowns are likely to occur. At the intersection of Dale Mabry Highway and the



FLORIDA DEPARTMENT OF TRANSPORTATION  
 TRAFFIC MEMORANDUM  
 TAMPA INTERSTATE STUDY  
 PHASE II  
 Hillsborough County, Florida  
**DESIGN YEAR (2010) PEAK HOUR  
 TURNING MOVEMENTS**

EXHIBIT 9A

MATCHES TO EXHIBIT 10A



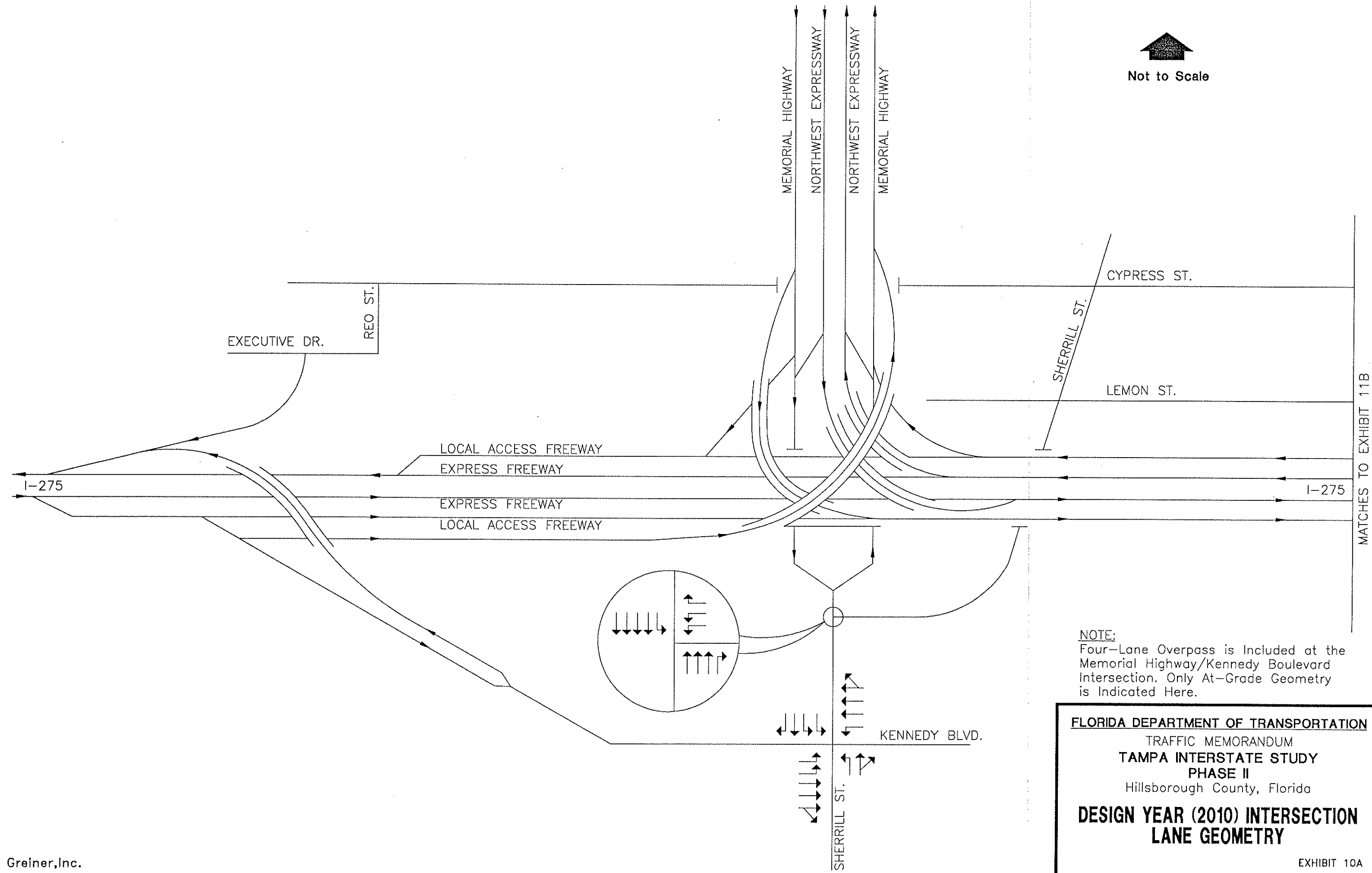
Not to Scale

**LEGEND**

453 A.M. Peak Hour Volume  
(371) P.M. Peak Hour Volume

**FLORIDA DEPARTMENT OF TRANSPORTATION**  
TRAFFIC MEMORANDUM  
**TAMPA INTERSTATE STUDY**  
PHASE II  
Hillsborough County, Florida  
**DESIGN YEAR (2010) PEAK HOUR**  
**TURNING MOVEMENTS**

3A/G86-21/C238015/LG4A.DWG/03.29.91

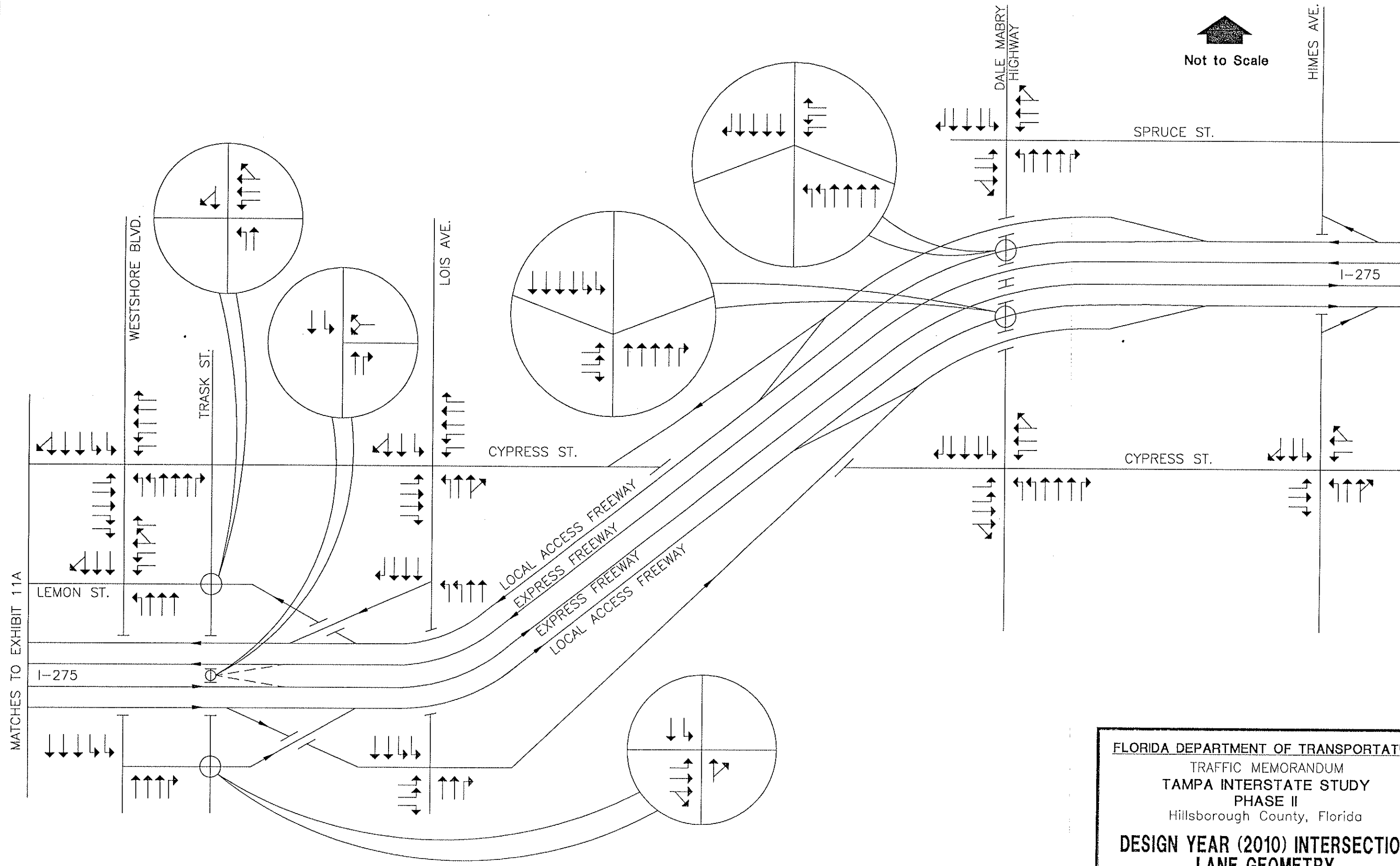


NOTE:  
Four-Lane Overpass is Included at the  
Memorial Highway/Kennedy Boulevard  
Intersection. Only At-Grade Geometry  
is Indicated Here.

FLORIDA DEPARTMENT OF TRANSPORTATION  
TRAFFIC MEMORANDUM  
TAMPA INTERSTATE STUDY  
PHASE II  
Hillsborough County, Florida  
DESIGN YEAR (2010) INTERSECTION  
LANE GEOMETRY

3A/G86-21/C238015/LG3A.DWG/03.29.91

MATCHES TO EXHIBIT 11A



FLORIDA DEPARTMENT OF TRANSPORTATION

TRAFFIC MEMORANDUM

TAMPA INTERSTATE STUDY

PHASE II

Hillsborough County, Florida

DESIGN YEAR (2010) INTERSECTION

LANE GEOMETRY

EXHIBIT 10B

**TABLE 9**  
**DESIGN YEAR (2010) SIGNALIZED INTERSECTION**  
**OPERATIONS ANALYSIS SUMMARY**

<u>Location</u>	<u>A.M. Peak Hour</u>			<u>P.M. Peak Hour</u>		
	<u>V/C<sup>1</sup></u>	<u>Average Delay<sup>2</sup></u>	<u>LOS<sup>3</sup></u>	<u>V/C<sup>1</sup></u>	<u>Average Delay<sup>2</sup></u>	<u>LOS<sup>3</sup></u>
Kennedy Boulevard and Memorial Highway At-Grade Intersection	1.77	*	F	1.56	*	F
Grade Separation	0.85	32.8	D	0.83	26.6	D
Memorial Highway and Sherrill Street	0.88	17.6	C	1.00	25.0	C
Westshore Boulevard and I-275 On-/Off-Ramps	0.98	35.8	D	0.98	35.8	D
Westshore Boulevard and Cypress Street	0.87	31.2	D	0.87	31.2	D
Trask Street and I-275 On-/Off-Ramps	0.76	23.2	C	0.76	23.2	C
Lois Avenue and I-275 On-/Off-Ramps	0.66	14.9	B	0.75	16.1	C
Lois Avenue and Cypress Street	0.92	32.0	D	0.92	37.9	D
Dale Mabry Highway and Spruce Street	0.94	28.2	D	0.94	28.2	D
Dale Mabry Highway and I-275 On-/Off-Ramps	1.04	37.8	D	1.04	37.8	D
Dale Mabry Highway and Cypress Street	0.87	28.0	D	0.87	28.0	D
Cypress Street and Himes Avenue	0.74	21.6	C	0.78	23.8	C

<sup>1</sup> V/C = Volume-to-Capacity Ratio

<sup>2</sup> Average Delay in seconds per vehicle.

<sup>3</sup> LOS = Level of Service

\* Average Delay is meaningless when V/C for any movement exceeds 1.2.

I-275 on-/off-ramps, the following movements are projected to operate at Level of Service E or F during the peak hours:

- \* Eastbound left-turn (Level of Service E);
- \* Westbound left-turn (Level of Service F);
- \* Northbound left-turn (Level of Service E);
- \* Northbound through (Level of Service E); and
- \* Southbound left-turn (Level of Service F).

It should be noted that the operational problems projected to occur at this location were previously identified in the Master Plan Report. Due to right-of-way costs, relocations, maximum geometry at the interchange and the excess capacity available at the adjacent interchange ramp terminals, no additional improvements are recommended for this location.

It should also be noted that due to the magnitude of the peak hour volumes at the Kennedy Boulevard/Memorial Highway intersection, a grade separated interchange will be required at this location to provide an acceptable level of service in the design year 2010. Results of signalized intersection analyses conducted for this location assuming maximum at-grade lane geometry indicated that an unacceptable level of service (Level of Service F) would be expected to occur. The Kennedy Boulevard/Memorial Highway at-grade intersection is projected to operate with a V/C ratio of 1.77 in the a.m. peak hour. In the p.m. peak hour, this at-grade intersection is projected to operate with a V/C ratio of 1.56. Implementation of a grade separated interchange with a four-lane overpass for the southbound Memorial Highway to eastbound Kennedy Boulevard and westbound Kennedy Boulevard to northbound



Memorial Highway movements, is projected to result in substantial improvements in operating conditions. In the a.m. peak hour, this location is anticipated to operate at Level of Service D with a V/C ratio of 0.85 and an average delay of 32.8 seconds per vehicle. In the p.m. peak hour, this location is anticipated to operate at Level of Service D with a V/C ratio of 0.83 and an average delay of 26.6 seconds per vehicle. The design year (2010) signalized intersection analyses are included in Appendix C2.

#### **Design Year (2010) No-Build Alternative Traffic Operations**

To identify the traffic operations impacts of not implementing the Master Plan in the study area, a No-Build Alternative was evaluated for the year 2010. For the purposes of this analysis, all segments of I-275 between interchanges which do not constitute a weaving area were analyzed as basic freeway segments using the 2010 design hour volumes illustrated on Exhibits 7A and 7B and the existing laneage illustrated on Exhibits 4A and 4B.

Table 10 summarizes the traffic operations analyses conducted for the 2010 No-Build Alternative. As indicated in Table 10, all 11 freeway segments analyzed are projected to operate at Level of Service F. The V/C ratios for these segments range from 1.09 (westbound I-275 between the Memorial Highway on-ramp and the Kennedy Boulevard on-ramp) to 1.47 (eastbound and westbound I-275 east of Dale Mabry Highway). The 2010 No-Build Alternative capacity calculations are included in Appendix D.

Given the severe lack of mainline capacity on I-275, traffic operations analyses were not conducted for the individual ramp merge/diverge and weaving areas. The number of basic freeway lanes required to provide Level of Service D was determined for each of these segments and these lane requirements are listed in Table 10. As

TABLE 10

**NO-BUILD (2010) FREEWAY OPERATIONS ANALYSIS SUMMARY  
BASIC FREEWAY SEGMENTS**

<u>Location</u>	<u>Directional Design Hour Volume</u>	<u>Existing Number of Lanes</u>	<u>V/C<sup>1</sup></u>	<u>LOS<sup>2</sup></u>	<u>Required Number of Lanes<sup>3</sup></u>
EB I-275 west of Kennedy Boulevard Off-Ramp	5,459	2	1.40	F	4
EB I-275 between Kennedy Boulevard Off-Ramp and Memorial Highway Off-Ramp	4,390	2	1.12	F	3
EB I-275 between Memorial Highway On-Ramp and Westshore Boulevard On-Ramp	6,926	3	1.18	F	4
EB I-275 between Lois Avenue On-Ramp and Southbound Dale Mabry Highway Off-Ramp	8,341	3	1.42	F	5
EB I-275 east of Dale Mabry Highway On-Ramp	8,631	3	1.47	F	5
WB I-275 east of Northbound Dale Mabry Highway Off-Ramp	8,631	3	1.47	F	5
WB I-275 between Dale Mabry Highway On-Ramp and Lois Avenue Off-Ramp	8,341	3	1.42	F	5
WB I-275 between Lois Avenue On-Ramp and Westshore Boulevard Off-Ramp	8,544	3	1.46	F	5
WB I-275 between Westshore Boulevard Off-Ramp and Memorial Highway Off-Ramp	6,926	3	1.18	F	4

**TABLE 10**  
**NO-BUILD (2010) FREEWAY OPERATIONS ANALYSIS SUMMARY**  
**BASIC FREEWAY SEGMENTS**  
**(Continued)**

<u>Location</u>	<u>Directional Design Hour Volume</u>	<u>Existing Number of Lanes</u>	<u>V/C<sup>1</sup></u>	<u>LOS<sup>2</sup></u>	<u>Required Number of Lanes<sup>3</sup></u>
WB I-275 between Memorial Highway On-Ramp and Kennedy Boulevard On-Ramp	4,255	2	1.09	F	3
WB I-275 west of Kennedy Boulevard On-Ramp	5,459	2	1.40	F	4

---

<sup>1</sup> V/C = Volume-to-Capacity Ratio

<sup>2</sup> LOS = Level of Service

<sup>3</sup> Number of Lanes required to provide Level of Service D with revised service flow rates.

indicated in Table 10, typically, two additional lanes in each direction would be required for I-275 from west of the Kennedy Boulevard interchange to east of the Dale Mabry Highway interchange to provide Level of Service D. The only exceptions are the segments of eastbound and westbound I-275 between the Kennedy Boulevard on-/off-ramps and the Westshore Boulevard on-/off-ramps. These segments would require one additional lane in each direction to provide Level of Service D.

#### **Design Year (2010) Transition Area Traffic Operations**

The study limits for this project are contained within the limits of the TIS Master Plan (Phase I) hence, the 2010 geometry documented in this report was developed in conjunction with the other adjacent Master Plan design segments. Due to the magnitude of the total improvements recommended in the TIS Master Plan, a series of staged construction projects will be required to implement the total improvements. For this study, it was assumed that no Master Plan improvements would be in place on I-275 to the east of the Dale Mabry Highway interchange prior to the construction of this project.

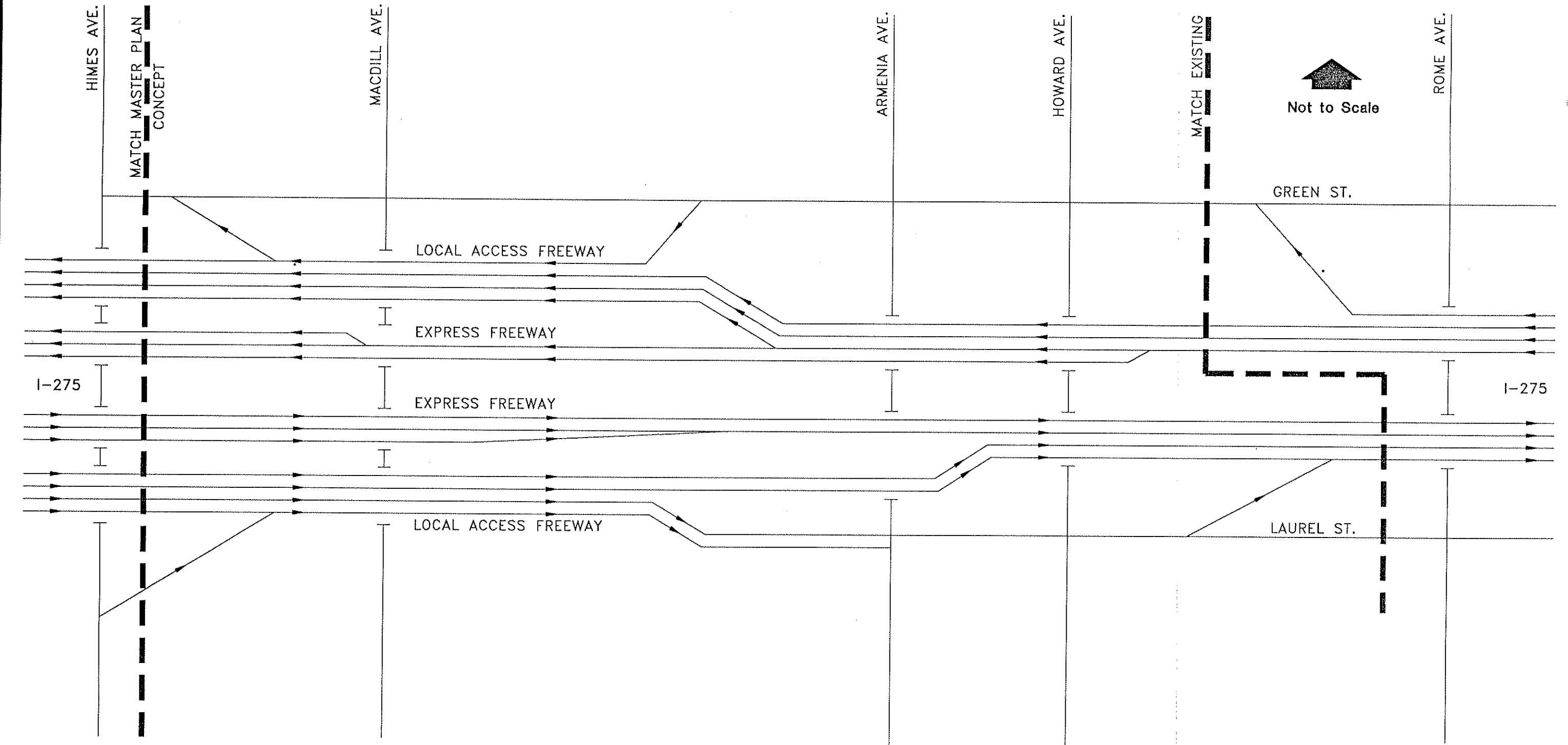
The transition area for this project extends eastward from east of Dale Mabry Highway to west of Rome Avenue. In the eastbound direction, four local access freeway lanes and three express freeway lanes extend over Himes Avenue. The eastbound on-ramp from Himes Avenue merges with the four local access freeway lanes and these four lanes continue eastbound. A two-lane off-ramp (dual lane drop) to Armenia Avenue is provided and two local freeway lanes continue eastward and merge with the two remaining express freeway lanes to provide four lanes prior to the Howard Avenue on-ramp. Just east of the Howard Avenue on-ramp, the four freeway lanes transition back to the existing I-275 alignment.

The westbound transition begins west of the Howard Avenue off-ramp (lane drop). The three freeway lanes are widened to four lanes in the vicinity of the Howard Avenue overpass and continue westward across Armenia Avenue. West of the Armenia Avenue overpass, the four lanes diverge to provide two express freeway lanes and three local access freeway lanes. The on-ramp from Armenia Avenue adds a lane and the four local access freeway lanes continue westward to the Himes Avenue off-ramp. West of this off-ramp the four lanes match the Master Plan Concept. The two express freeway lanes are widened to three lanes just west of the MacDill Avenue overpass to match the Master Plan Concept. Exhibit 11 provides a schematic illustration of this transitional geometry.

In addition to developing the minimum roadway geometry required to transition between the Master Plan Concept and the existing conditions, traffic operations analyses were conducted to evaluate the levels of service in the transition areas. These evaluations were conducted for the transition from the Master Plan Concept to the existing conditions to the extent necessary to identify the first downstream location that is projected to operate at Level of Service E or F. The evaluations were conducted for the outbound direction from the project (i.e., eastbound on I-275 east of Dale Mabry Highway). The inbound direction to the project (i.e., westbound on I-275 west of Howard Avenue) was not evaluated since the existing facility will meter the volume of traffic that will enter the project.

The results of the traffic operations analyses indicate that Level of Service F is projected to occur on the two-lane section of the express freeway lanes and Level of Service E is projected to occur on the two-lane section of the local access freeway lanes (east of the Armenia Avenue off-ramp). The V/C ratios for these two segments are estimated to be 1.18 and 0.96, respectively. The design year (2010) capacity analyses for the transition area is provided in Appendix E.

3A/G86-22/C238015/TG01AA.DWG/03.29.91



FLORIDA DEPARTMENT OF TRANSPORTATION  
TRAFFIC MEMORANDUM  
TAMPA INTERSTATE STUDY  
PHASE II  
Hillsborough County, Florida  
**DESIGN YEAR (2010) TRANSITIONAL  
GEOMETRY - DESIGN SEGMENT 1A**

## SUMMARY

I-275 is a major transportation corridor in Hillsborough County. Capacity analyses of the existing conditions on I-275 indicate that some sections of this freeway are currently operating near capacity while others are operating over capacity, resulting in excessive delays and congestion. Continued growth within Hillsborough County and in adjacent Pinellas County is expected to further increase traffic on this facility. This projected growth in traffic will continue to degrade the level of service in this corridor.

To accommodate the increased travel demand, substantial improvements to the interstate system are required. The proposed improvements contained in the TIS Master Plan Concept include the widening of I-275; the provision of local access and express freeways with HOV lanes; and the modification of existing interchanges.

As documented herein, results of the capacity analyses conducted for the merge/diverge and weaving areas on I-275 within the project limits indicate that the proposed improvements included in the Master Plan will provide acceptable levels of service in the design year (2010). Signalized intersection analyses conducted for the I-275 ramp terminals indicate that all locations analyzed are projected to operate at Level of Service D or better in 2010. However, the I-275/Dale Mabry Highway ramp terminals are projected to operate with a V/C ratio of 1.04, indicating that several of the critical movements at these locations will be oversaturated. Additional intersection geometry is also recommended at adjacent arterial intersections to provide Level of Service D in the design year. The traffic projections and capacity evaluations documented in this Traffic Memorandum will serve as input to subsequent noise and air quality analyses.

**APPENDICES A1 AND A2**  
**EXISTING TRAFFIC COUNT DATA**  
**(Published Separately)**



**Task A2g1  
Traffic Memorandum  
Existing (1990/1991) Traffic Count Data  
Appendix A1**

**TAMPA INTERSTATE STUDY**

State Project No. 99007-1402, WPI No. 7140004, FAP No. IR-9999(43)

Interstate 275 (I-275) from the Howard Frankland Bridge / Kennedy Boulevard ramps  
to the I-275 / Dale Mabry Highway Interchange on the east and just north  
of Cypress Street on the north.

**Prepared For  
FLORIDA DEPARTMENT  
OF  
TRANSPORTATION**

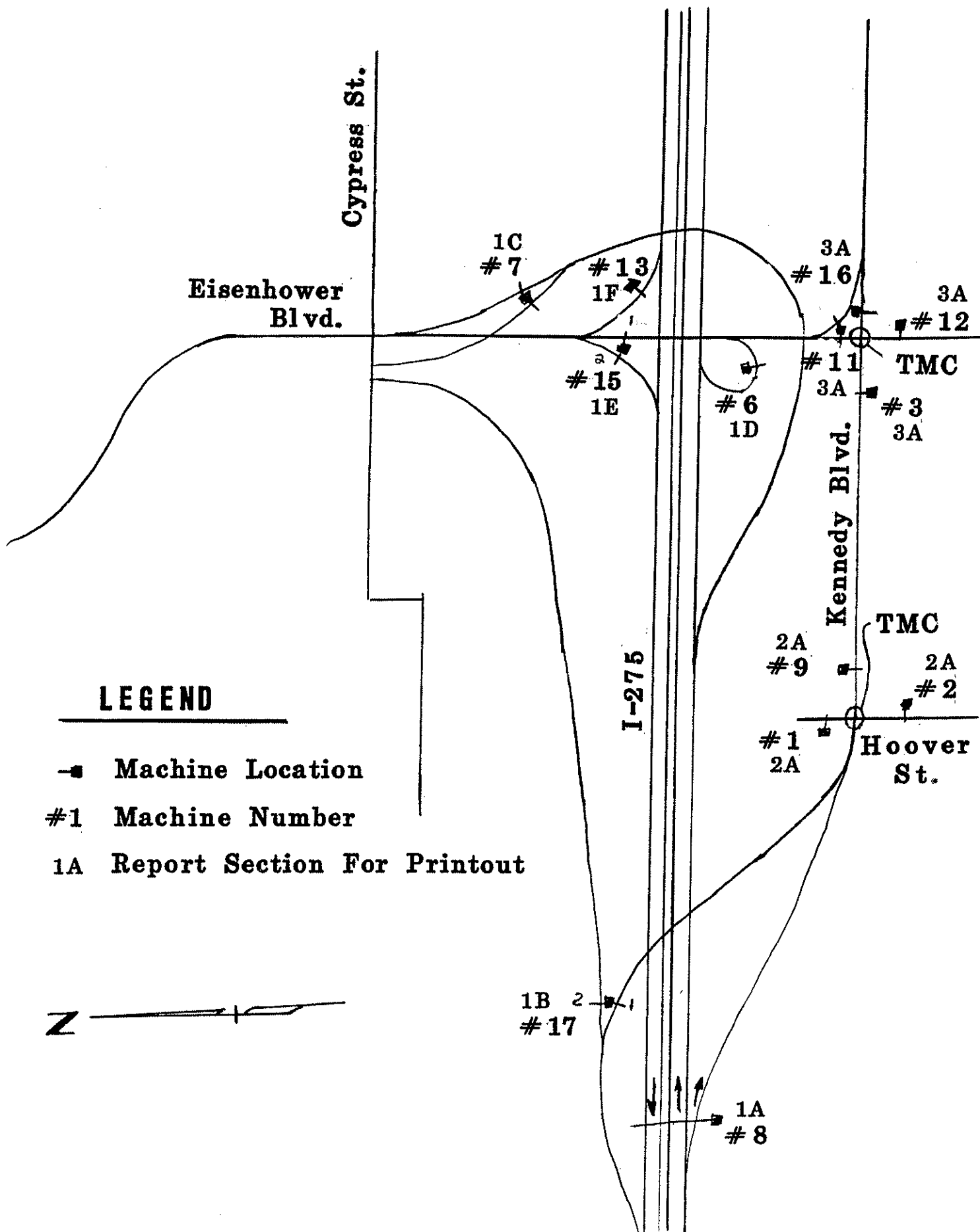
**Prepared By  
GREINER, INC.**

**In Association With  
KNIGHT APPRAISAL SERVICES, INC.  
PIPER ARCHAEOLOGICAL SERVICES**

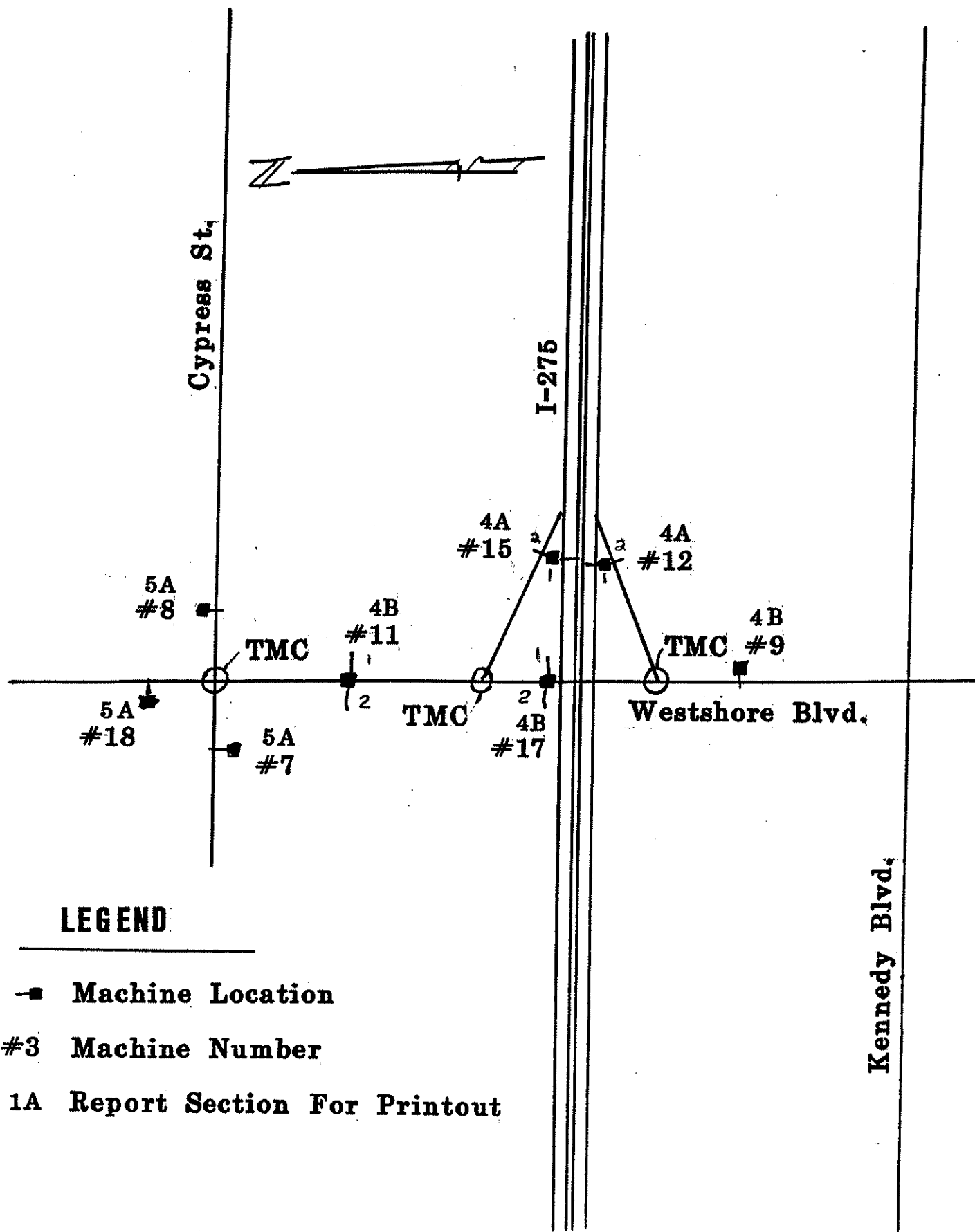
**JULY 1991**

## TABLE OF CONTENTS

<u>Section No.</u>	<u>Location</u>	<u>Pages</u>
1A	I-275 East of Howard Frankland Bridge (Eastbound Mainline, Eastbound Off Ramp, and Westbound Mainline)	1-1 through 1-28
1B	Kennedy Blvd./Cypress St. to I-275 (Westbound On Ramps)	1-29 through 1-56
1C	I-275 to Eisenhower Blvd./Cypress St. (Eastbound Off Ramps)	1-57 through 1-84
1D	Eisenhower Blvd. to I-275 (Southbound On Loop Ramp)	1-85 through 1-140
1E	Eisenhower Blvd. (Southbound through and I-275 Westbound On Ramp)	1-141 through 1-168
1F	I-275 to Eisenhower Blvd. (Westbound Off Ramp)	1-169 through 1-196
2A	Kennedy Blvd. and Hoover St. (Arterials)	2-1 through 2-84
2B	Kennedy Blvd. and Hoover St. (Turning Movement Counts, Occupancy County, and Lane Geometry)	2-85 through 2-90
3A	Kennedy Blvd. and Eisenhower Blvd. (Arterials)	3-1 through 3-112
3B	Kennedy Blvd. and Eisenhower Blvd. (Turning Movement Counts, Occupancy Count, and Lane Geometry)	3-112 through 3-118
4A	Westshore Blvd. and I-275 (Mainline and Ramps)	4-1 through 4-56
4B	Westshore Blvd. and I-275 (Arterials)	4-57 through 4-140
4C	Westshore Blvd. and I-275 (Turning Movement Counts and Lane Geometry)	4-141 through 4-150
5A	Westshore Blvd. and Cypress St. (Arterials)	5-1 through 5-84
5B	Westshore Blvd. and Cypress St. (Turning Movement Counts, Occupancy County, and Lane Geometry)	5-85 through 5-90



# COUNT LOCATION INDEX



## COUNT LOCATION INDEX



TRAFFIC COUNTS  
GREINER INC.  
Volume by Lane Report

Page 1

```
*****
Data File       : D1009005.FRN
Station        : 0000000000008
Identification  : 0000000000008      Interval       : 15 minutes
Start date     : Oct 9, 90           Start time    : 00:00
Stop date      : Oct 9, 90           Stop time     : 24:00
City/Town      : TAMPA                County        : HILLSBOROUGH
Location       : I-275 1-2=EB MAINLINE 3=OFF RAMP 4-5=WB MAINLINE
*****
Lanes 1-3 are Eastbound - Lanes 4-5 are Westbound
*****
```

Tue - Oct 9, 90

Lane	1-2	3	4-5	Total
00:15	88	3	102	193
00:30	63	4	80	147
00:45	72	4	104	180
01:00	62	12	67	141
Hour Totals	285	23	353	661
01:15	43	3	80	126
01:30	50	3	71	124
01:45	47	7	50	104
02:00	33	5	57	95
Hour Totals	173	18	258	449
02:15	27	5	48	80
02:30	42	7	47	96
02:45	32	2	59	93
03:00	36	2	39	77
Hour Totals	137	16	193	346
03:15	35	4	48	87
03:30	47	2	46	95
03:45	51	1	44	96
04:00	34	1	56	91
Hour Totals	167	8	194	369
04:15	37	1	68	106
04:30	41	2	64	107
04:45	70	1	96	167
05:00	79	0	66	145
Hour Totals	227	4	294	525
05:15	81	3	81	165
05:30	134	3	176	313
05:45	169	5	203	377
06:00	244	8	201	453
Hour Totals	628	19	661	1308

\*\*\*\*\*

TRAFFIC COUNTS  
GREINER INC.  
Volume by Lane Report

Page 2

\*\*\*\*\*  
Data File : D1009005.FRN  
Station : 0000000000008  
Identification : 0000000000008  
\*\*\*\*\*

Lanes 1-3 are Eastbound - Lanes 4-5 are Westbound

Tue - Oct 9, 90

Lane	1-2	3	4-5	Total
06:15	312	13	337	662
06:30	450	13	481	944
06:45	560	34	545	1139
07:00	482	30	543	1055
=====	=====	=====	=====	=====
Hour Totals	1804	90	1906	3800
07:15	801	54	632	1487
07:30	989	91	609	1689
07:45	920	90	665	1675
08:00	943	155	527	1625
=====	=====	=====	=====	=====
Hour Totals	3653	390	2433	6476
08:15	931	139	586	1656
08:30	783	138	593	1514
08:45	774	99	542	1415
09:00	657	81	536	1274
=====	=====	=====	=====	=====
Hour Totals	3145	457	2257	5859
09:15	560	78	470	1108
09:30	620	77	461	1158
09:45	588	61	468	1117
10:00	561	68	463	1092
=====	=====	=====	=====	=====
Hour Totals	2329	284	1862	4475
10:15	533	51	459	1043
10:30	563	63	471	1097
10:45	582	74	458	1114
11:00	569	62	479	1110
=====	=====	=====	=====	=====
Hour Totals	2247	250	1867	4364
11:15	548	49	481	1078
11:30	514	72	439	1025
11:45	559	59	467	1085
12:00	515	63	481	1059
=====	=====	=====	=====	=====
Hour Totals	2136	243	1868	4247
12:15	523	60	497	1080
12:30	456	46	515	1017
12:45	462	55	545	1062

\*\*\*\*\*



TRAFFIC COUNTS  
GREINER INC.  
Volume by Lane Report

Page 3

\*\*\*\*\*  
Data File : D1009005.PRN  
Station : 0000000000008  
Identification : 0000000000008  
\*\*\*\*\*

Lanes 1-3 are Eastbound - Lanes 4-5 are Westbound

Tue - Oct 9, 90

Lane	1-2	3	4-5	Total
13:00	494	66	489	1049
Hour Totals	1935	227	2046	4208
13:15	649	52	445	1146
13:30	711	63	458	1232
13:45	712	46	443	1201
14:00	590	67	474	1131
Hour Totals	2662	228	1820	4710
14:15	635	68	475	1178
14:30	613	69	492	1174
14:45	605	52	468	1125
15:00	607	71	510	1188
Hour Totals	2460	260	1945	4665
15:15	541	62	465	1068
15:30	612	55	506	1173
15:45	664	76	590	1330
16:00	715	57	552	1324
Hour Totals	2532	250	2113	4895
16:15	656	58	571	1285
16:30	681	64	618	1363
16:45	667	63	621	1351
17:00	679	66	696	1441
Hour Totals	2683	251	2506	5440
17:15	619	70	673	1362
17:30	699	79	680	1458
17:45	698	77	663	1438
18:00	560	76	675	1311
Hour Totals	2576	302	2691	5569
18:15	526	56	635	1217
18:30	602	59	564	1225
18:45	553	50	515	1118
19:00	457	46	493	996
Hour Totals	2138	211	2207	4556

\*\*\*\*\*



TRAFFIC COUNTS  
GREINER INC.  
Volume by Lane Report

Page 4

\*\*\*\*\*  
Data File : D1009005.PRN  
Station : 000000000008  
Identification : 000000000008  
\*\*\*\*\*  
Lanes 1-3 are Eastbound - Lanes 4-5 are Westbound  
-----

Tue - Oct 9, 90

Lane	1-2	3	4-5	Total
-----	-----	-----	-----	-----
19:15	421	38	512	971
19:30	373	38	439	850
19:45	293	44	395	732
20:00	318	62	386	766
=====	=====	=====	=====	=====
Hour Totals	1405	182	1732	3319
20:15	258	33	379	670
20:30	238	16	425	679
20:45	254	26	454	734
21:00	270	21	463	754
=====	=====	=====	=====	=====
Hour Totals	1020	96	1721	2837
21:15	194	16	528	738
21:30	226	30	466	722
21:45	256	16	350	622
22:00	175	13	348	536
=====	=====	=====	=====	=====
Hour Totals	851	75	1692	2618
22:15	188	13	278	479
22:30	172	13	286	471
22:45	135	9	213	357
23:00	125	11	246	382
=====	=====	=====	=====	=====
Hour Totals	620	46	1023	1689
23:15	101	11	228	340
23:30	124	8	230	362
23:45	112	9	209	330
24:00	116	8	142	266
=====	=====	=====	=====	=====
Hour Totals	453	36	809	1298
Grand Totals	38266	3966	36451	78683
Percentages	48.6	5.0	46.3	

\*\*\*\*\*

TRAFFIC COUNTS  
GREINER INC.  
Volume by Lane Report

Page 1

```
*****
Data File       : D1010008.FRN
Station        : 000000000000
Identification  : 000000000000      Interval    : 15 minutes
Start date     : Oct 10, 90         Start time   : 00:00
Stop date      : Oct 10, 90         Stop time    : 24:00
City/Town      : TAMPA              County       : HILLSBOROUGH
Location       : I-275 1-2=EB MAINLINE 3=OFF RAMP 4-5=WB MAINLINE
*****
Lanes 1-3 are Eastbound - Lanes 4-5 are Westbound
*****
```

Wed - Oct 10, 90

Lane	1-2	3	4-5	Total
00:15	77	6	120	203
00:30	76	4	94	174
00:45	58	6	90	154
01:00	47	3	93	143
====	====	====	====	====
Hour Totals	258	19	397	674
01:15	36	4	64	104
01:30	48	5	62	115
01:45	43	2	49	94
02:00	43	2	42	87
====	====	====	====	====
Hour Totals	170	13	217	400
02:15	36	6	49	91
02:30	34	3	62	99
02:45	26	0	46	72
03:00	26	0	56	82
====	====	====	====	====
Hour Totals	122	9	213	344
03:15	14	0	66	80
03:30	27	2	53	82
03:45	44	2	54	100
04:00	37	1	37	75
====	====	====	====	====
Hour Totals	122	5	210	337
04:15	45	1	46	92
04:30	52	0	50	102
04:45	62	3	68	133
05:00	76	2	51	129
====	====	====	====	====
Hour Totals	235	6	215	456
05:15	74	1	110	185
05:30	135	2	130	267
05:45	170	5	189	364
06:00	199	5	203	407
====	====	====	====	====
Hour Totals	578	13	632	1223

\*\*\*\*\*

TRAFFIC COUNTS  
GREINER INC.  
Volume by Lane Report

Page 7

\*\*\*\*\*  
Data File : D1010008.PRN  
Station : 000000000008  
Identification : 000000000008  
\*\*\*\*\*

Lanes 1-3 are Eastbound - Lanes 4-5 are Westbound

Wed - Oct 10, 90

Lane	1-2	3	4-5	Total
06:15	290	9	288	587
06:30	366	18	438	822
06:45	564	35	538	1137
07:00	666	41	540	1247
=====	=====	=====	=====	=====
Hour Totals	1886	103	1804	3793
07:15	704	44	568	1316
07:30	887	80	557	1524
07:45	886	91	603	1580
08:00	962	114	473	1549
=====	=====	=====	=====	=====
Hour Totals	3439	329	2201	5969
08:15	857	101	571	1529
08:30	851	118	560	1529
08:45	731	87	570	1388
09:00	698	88	542	1328
=====	=====	=====	=====	=====
Hour Totals	3137	394	2243	5774
09:15	542	72	501	1115
09:30	578	63	458	1099
09:45	623	64	474	1161
10:00	563	70	436	1069
=====	=====	=====	=====	=====
Hour Totals	2306	269	1869	4444
10:15	537	45	440	1022
10:30	584	72	459	1115
10:45	551	52	455	1058
11:00	532	68	450	1050
=====	=====	=====	=====	=====
Hour Totals	2204	237	1804	4245
11:15	577	55	455	1087
11:30	573	65	470	1108
11:45	543	60	520	1123
12:00	522	49	491	1062
=====	=====	=====	=====	=====
Hour Totals	2215	229	1936	4380
12:15	499	60	463	1022
12:30	514	63	404	981
12:45	524	70	378	972

\*\*\*\*\*

TRAFFIC COUNTS  
GREINER INC.  
Volume by Lane Report

Page 3

\*\*\*\*\*  
Data File : D1010008.FRN  
Station : 0000000000008  
Identification : 0000000000008  
\*\*\*\*\*

Lanes 1-3 are Eastbound - Lanes 4-5 are Westbound

Wed - Oct 10, 90

Lane	1-2	3	4-5	Total
13:00	437	52	399	888
====	====	====	====	====
Hour Totals	1974	245	1644	3863
13:15	435	47	393	875
13:30	522	64	504	1090
13:45	487	44	458	989
14:00	483	65	470	1018
====	====	====	====	====
Hour Totals	1927	220	1825	3972
14:15	444	54	442	940
14:30	500	64	656	1220
14:45	554	51	576	1181
15:00	519	58	526	1103
====	====	====	====	====
Hour Totals	2017	227	2200	4444
15:15	536	56	510	1102
15:30	448	52	490	990
15:45	424	41	618	1083
16:00	875	81	675	1631
====	====	====	====	====
Hour Totals	2283	230	2293	4806
16:15	750	64	549	1363
16:30	501	46	627	1174
16:45	766	82	638	1486
17:00	710	76	656	1442
====	====	====	====	====
Hour Totals	2727	268	2470	5465
17:15	640	47	625	1312
17:30	683	73	657	1413
17:45	623	78	571	1272
18:00	583	78	605	1266
====	====	====	====	====
Hour Totals	2529	276	2458	5263
18:15	505	60	565	1130
18:30	675	89	555	1319
18:45	520	53	537	1110
19:00	423	42	485	950
====	====	====	====	====
Hour Totals	2123	244	2142	4509

\*\*\*\*\*

TRAFFIC COUNTS  
GREINER INC.  
Volume by Lane Report

Page 4

\*\*\*\*\*  
Data File : D1010008.PRN  
Station : 0000000000008  
Identification : 0000000000008  
\*\*\*\*\*

Lanes 1-3 are Eastbound - Lanes 4-5 are Westbound  
-----

Wed - Oct 10, 90

Lane	1-2	3	4-5	Total
-----	-----	-----	-----	-----
19:15	372	36	461	869
19:30	517	36	422	975
19:45	339	34	364	737
20:00	321	28	337	686
=====	=====	=====	=====	=====
Hour Totals	1549	134	1584	3267
20:15	270	25	356	651
20:30	234	15	325	574
20:45	228	23	320	571
21:00	248	21	305	574
=====	=====	=====	=====	=====
Hour Totals	980	84	1306	2370
21:15	204	18	335	557
21:30	229	21	365	615
21:45	233	16	305	554
22:00	219	17	282	518
=====	=====	=====	=====	=====
Hour Totals	885	72	1287	2244
22:15	197	16	260	473
22:30	160	17	268	445
22:45	169	14	266	449
23:00	170	10	279	459
=====	=====	=====	=====	=====
Hour Totals	696	57	1073	1826
23:15	155	17	258	430
23:30	166	8	276	450
23:45	154	12	164	330
24:00	111	4	159	274
=====	=====	=====	=====	=====
Hour Totals	586	41	357	1484
Grand Totals	36948	3724	34880	75552
Percentages	48.9	4.9	46.2	

\*\*\*\*\*

TRAFFIC COUNTS  
GREINER INC.  
Volume by Lane Report

Page 1

\*\*\*\*\*

Data File : D1011008.PRN  
Station : 0000000000008  
Identification : 0000000000008 Interval : 15 minutes  
Start date : Oct 11, 90 Start time : 00:00  
Stop date : Oct 11, 90 Stop time : 24:00  
City/Town : TAMPA County : HILLSBOROUGH  
Location : I-275 1-2=EB MAINLINE 3=OFF RAMP 4-5=WB MAINLINE

\*\*\*\*\*

Lanes 1-3 are Eastbound - Lanes 4-5 are Westbound

-----  
Thu - Oct 11, 90

Lane	1-2	3	4-5	Total
00:15	87	3	136	226
00:30	80	7	126	213
00:45	69	5	97	171
01:00	74	5	83	162
=====	=====	=====	=====	=====
Hour Totals	310	20	442	772
01:15	58	3	75	136
01:30	49	3	71	123
01:45	45	4	93	142
02:00	49	7	61	117
=====	=====	=====	=====	=====
Hour Totals	201	17	300	518
02:15	53	4	72	129
02:30	50	4	51	105
02:45	40	3	66	109
03:00	49	4	54	107
=====	=====	=====	=====	=====
Hour Totals	192	15	243	450
03:15	33	6	78	117
03:30	41	6	42	89
03:45	41	2	46	89
04:00	52	1	51	104
=====	=====	=====	=====	=====
Hour Totals	167	15	217	399
04:15	24	2	51	77
04:30	61	0	66	127
04:45	59	0	79	138
05:00	68	3	69	140
=====	=====	=====	=====	=====
Hour Totals	212	5	265	482
05:15	86	3	90	179
05:30	165	2	140	307
05:45	185	6	159	350
06:00	220	10	217	447
=====	=====	=====	=====	=====
Hour Totals	656	21	606	1283

\*\*\*\*\*

TRAFFIC COUNTS  
GREINER INC.  
Volume by Lane Report

Page 2

\*\*\*\*\*  
Data File : D1011008.PRN  
Station : 000000000008  
Identification : 000000000008  
\*\*\*\*\*

Lanes 1-3 are Eastbound - Lanes 4-5 are Westbound

Thu - Oct 11, 90

Lane	1-2	3	4-5	Total
06:15	291	11	299	601
06:30	397	16	399	812
06:45	456	20	465	941
07:00	509	31	439	979
Hour Totals	1653	78	1602	3333
07:15	564	35	497	1096
07:30	653	49	430	1132
07:45	708	75	470	1253
08:00	668	76	421	1165
Hour Totals	2593	235	1818	4646
08:15	617	88	360	1065
08:30	567	85	431	1083
08:45	580	71	375	1026
09:00	449	54	435	938
Hour Totals	2213	298	1601	4112
09:15	413	59	374	846
09:30	365	46	308	719
09:45	372	60	332	764
10:00	336	42	295	673
Hour Totals	1486	207	1309	3002
10:15	420	53	303	776
10:30	393	35	287	715
10:45	395	43	301	739
11:00	373	41	295	709
Hour Totals	1581	172	1186	2939
11:15	412	46	316	774
11:30	453	47	311	811
11:45	415	47	309	771
12:00	425	63	348	836
Hour Totals	1705	203	1284	3192
12:15	419	68	333	820
12:30	392	46	328	766
12:45	364	46	345	755

\*\*\*\*\*

TRAFFIC COUNTS  
GREINER INC.  
Volume by Lane Report

Page 3

\*\*\*\*\*

Data File : D1011008.FRN

Station : 00000000000008

Identification : 00000000000008

\*\*\*\*\*

Lanes 1-3 are Eastbound - Lanes 4-5 are Westbound

Thu - Oct 11, 90

Lane	1-2	3	4-5	Total
13:00	383	43	397	823
Hour Totals	1558	203	1403	3164
13:15	414	43	379	836
13:30	353	63	337	753
13:45	417	36	405	858
14:00	364	39	396	799
Hour Totals	1548	181	1517	3246
14:15	391	37	407	835
14:30	384	45	386	815
14:45	392	40	407	839
15:00	493	58	408	959
Hour Totals	1660	180	1608	3448
15:15	408	44	395	847
15:30	465	39	421	925
15:45	509	48	429	986
16:00	535	46	492	1073
Hour Totals	1917	177	1737	3831
16:15	454	47	451	952
16:30	524	60	509	1093
16:45	543	39	511	1093
17:00	562	56	519	1137
Hour Totals	2083	202	1990	4275
17:15	495	41	567	1103
17:30	621	55	676	1352
17:45	551	63	565	1179
18:00	545	57	518	1120
Hour Totals	2212	216	2326	4754
18:15	590	70	482	1142
18:30	631	64	476	1171
18:45	578	38	437	1053
19:00	422	43	378	843
Hour Totals	2221	215	1773	4209

\*\*\*\*\*



TRAFFIC COUNTS  
GREINER INC.  
Volume by Lane Report

Page 4

\*\*\*\*\*  
Data File : D1011008.PRN  
Station : 0000000000008  
Identification : 0000000000008  
\*\*\*\*\*

Lanes 1-3 are Eastbound - Lanes 4-5 are Westbound

Thu - Oct 11, 90

Lane	1-2	3	4-5	Total
-----	-----	-----	-----	-----
19:15	475	40	372	887
19:30	377	28	371	776
19:45	331	34	311	676
20:00	307	26	292	625
=====	=====	=====	=====	=====
Hour Totals	1490	128	1346	2964
20:15	309	18	291	618
20:30	260	27	293	580
20:45	250	29	276	555
21:00	235	14	257	506
=====	=====	=====	=====	=====
Hour Totals	1054	88	1117	2259
21:15	237	19	263	519
21:30	264	25	275	564
21:45	226	18	281	525
22:00	231	18	218	467
=====	=====	=====	=====	=====
Hour Totals	958	80	1037	2075
22:15	196	14	285	495
22:30	162	12	280	454
22:45	167	18	252	437
23:00	163	13	195	371
=====	=====	=====	=====	=====
Hour Totals	688	57	1012	1757
23:15	138	8	259	405
23:30	156	9	312	477
23:45	127	10	198	335
24:00	117	9	119	245
=====	=====	=====	=====	=====
Hour Totals	538	36	888	1462
Grand Totals	30896	3049	28627	62572
Percentages	49.4	4.9	45.8	

\*\*\*\*\*

TRAFFIC COUNTS  
GREINER INC.  
Volume by Lane Report

Page 1

```
*****
Data File       : D1012002.PRN
Station        : 0000000000008
Identification  : 0000000000008      Interval    : 15 minutes
Start date     : Oct 12, 90          Start time   : 00:00
Stop date      : Oct 12, 90          Stop time    : 24:00
City/Town      : TAMPA                County       : HILLSBOROUGH
Location       : I-275 1-2=EB MAINLINE 3=OFF RAMP 4-5=WB MAINLINE
*****
```

Lanes 1-3 are Eastbound - Lanes 4-5 are Westbound

Fri - Oct 12, 90

Lane	1-2	3	4-5	Total
00:15	101	9	129	239
00:30	86	7	128	221
00:45	87	7	114	208
01:00	57	2	94	153
====	====	====	====	====
Hour Totals	331	25	465	821
01:15	49	7	74	130
01:30	54	2	77	133
01:45	60	7	67	134
02:00	54	4	59	117
====	====	====	====	====
Hour Totals	217	20	277	514
02:15	50	6	48	104
02:30	52	6	72	130
02:45	40	6	42	88
03:00	36	2	52	90
====	====	====	====	====
Hour Totals	178	20	214	412
03:15	28	0	79	107
03:30	38	2	40	80
03:45	43	1	45	89
04:00	44	0	62	106
====	====	====	====	====
Hour Totals	153	3	226	382
04:15	51	2	50	103
04:30	68	3	66	137
04:45	84	3	74	161
05:00	98	1	77	176
====	====	====	====	====
Hour Totals	301	9	267	577
05:15	105	4	101	210
05:30	147	6	138	291
05:45	171	7	182	360
06:00	261	7	189	457
====	====	====	====	====
Hour Totals	684	24	610	1318

\*\*\*\*\*

TRAFFIC COUNTS  
GREINER INC.  
Volume by Lane Report

Page 2

\*\*\*\*\*  
Data File : D1012002.PRN  
Station : 000000000008  
Identification : 000000000008  
\*\*\*\*\*

Lanes 1-3 are Eastbound - Lanes 4-5 are Westbound

Fri - Oct 12, 90

Lane	1-2	3	4-5	Total
06:15	307	9	318	634
06:30	437	20	433	890
06:45	572	24	539	1135
07:00	622	47	554	1223
====	====	====	====	====
Hour Totals	1938	100	1844	3882
07:15	758	46	576	1380
07:30	849	82	571	1502
07:45	933	87	570	1590
08:00	953	113	518	1584
====	====	====	====	====
Hour Totals	3493	328	2235	6056
08:15	853	93	545	1491
08:30	850	127	570	1547
08:45	821	97	603	1521
09:00	784	82	543	1409
====	====	====	====	====
Hour Totals	3308	399	2261	5968
09:15	667	74	533	1274
09:30	638	73	477	1188
09:45	626	69	532	1227
10:00	637	97	479	1213
====	====	====	====	====
Hour Totals	2568	313	2021	4902
10:15	534	58	523	1115
10:30	692	66	478	1236
10:45	628	71	496	1195
11:00	659	61	452	1172
====	====	====	====	====
Hour Totals	2513	256	1949	4718
11:15	677	71	502	1250
11:30	702	66	519	1287
11:45	692	68	526	1286
12:00	639	66	532	1237
====	====	====	====	====
Hour Totals	2710	271	2079	5060
12:15	581	77	501	1159
12:30	585	57	477	1119
12:45	572	63	522	1157

\*\*\*\*\*

TRAFFIC COUNTS  
GREINER INC.  
Volume by Lane Report

Page 3

\*\*\*\*\*  
Data File : D1012002.PRN  
Station : 0000000000008  
Identification : 0000000000008  
\*\*\*\*\*

Lanes 1-3 are Eastbound - Lanes 4-5 are Westbound

Fri - Oct 12, 90

Lane	1-2	3	4-5	Total
-----	-----	-----	-----	-----
13:00	547	65	524	1136
=====	=====	=====	=====	=====
Hour Totals	2285	262	2024	4571
13:15	441	35	502	978
13:30	430	49	543	1022
13:45	702	86	582	1370
14:00	605	67	522	1194
=====	=====	=====	=====	=====
Hour Totals	2178	237	2149	4564
14:15	538	52	551	1141
14:30	589	64	594	1247
14:45	607	58	580	1245
15:00	639	60	555	1254
=====	=====	=====	=====	=====
Hour Totals	2373	234	2280	4887
15:15	629	50	599	1278
15:30	642	54	639	1335
15:45	640	46	697	1383
16:00	763	92	626	1481
=====	=====	=====	=====	=====
Hour Totals	2674	242	2561	5477
16:15	727	74	678	1479
16:30	764	70	674	1508
16:45	701	72	720	1493
17:00	675	61	690	1426
=====	=====	=====	=====	=====
Hour Totals	2867	277	2762	5906
17:15	613	48	739	1400
17:30	690	96	455	1241
17:45	665	99	527	1291
18:00	630	60	735	1425
=====	=====	=====	=====	=====
Hour Totals	2598	303	2456	5357
18:15	589	57	724	1370
18:30	670	53	704	1427
18:45	592	54	575	1221
19:00	624	48	693	1365
=====	=====	=====	=====	=====
Hour Totals	2475	212	2696	5383

\*\*\*\*\*

TRAFFIC COUNTS  
GREINER INC.  
Volume by Lane Report

Page 4

\*\*\*\*\*  
Data File : D1012002.FRN  
Station : 000000000008  
Identification : 000000000008  
\*\*\*\*\*  
Lanes 1-3 are Eastbound - Lanes 4-5 are Westbound  
-----

Fri - Oct 12, 90

Lane	1-2	3	4-5	Total
-----	-----	-----	-----	-----
19:15	560	41	538	1139
19:30	511	42	496	1049
19:45	461	30	434	925
20:00	455	30	412	897
=====	=====	=====	=====	=====
Hour Totals	1987	143	1880	4010
20:15	375	32	383	790
20:30	335	29	338	702
20:45	293	33	390	716
21:00	285	22	314	621
=====	=====	=====	=====	=====
Hour Totals	1288	116	1425	2829
21:15	267	21	330	618
21:30	295	34	351	680
21:45	286	26	324	636
22:00	271	27	317	615
=====	=====	=====	=====	=====
Hour Totals	1119	108	1322	2549
22:15	265	21	349	635
22:30	241	24	322	587
22:45	304	28	376	708
23:00	233	23	296	552
=====	=====	=====	=====	=====
Hour Totals	1043	96	1343	2482
23:15	217	26	334	577
23:30	240	14	276	530
23:45	184	15	406	605
24:00	186	18	351	555
=====	=====	=====	=====	=====
Hour Totals	827	73	1367	2267
Grand Totals	42108	4071	38713	84892
Percentages	49.6	4.8	45.6	

\*\*\*\*\*

TRAFFIC COUNTS  
GREINER INC.

Volume by Lane Report

Page 1

\*\*\*\*\*  
Data File : D1013001.PRN  
Station : 000000000008  
Identification : 000000000008  
Start date : Oct 13, 90  
Stop date : Oct 13, 90  
City/Town : TAMPA  
Location : I-275 1-2=EB MAINLINE 3=OFF RAMP 4-5=WB MAINLINE  
Interval : 15 minutes  
Start time : 00:00  
Stop time : 24:00  
County : HILLSBOROUGH  
\*\*\*\*\*

Lanes 1-3 are Eastbound - Lanes 4-5 are Westbound  
-----

Sat - Oct 13, 90

Lane	1-2	3	4-5	Total
00:15	171	25	261	457
00:30	137	25	186	348
00:45	129	15	175	319
01:00	119	10	143	272
====	====	====	====	====
Hour Totals	556	75	765	1396
01:15	103	14	121	238
01:30	91	6	93	190
01:45	114	9	104	227
02:00	95	7	104	206
====	====	====	====	====
Hour Totals	403	36	422	861
02:15	76	14	98	188
02:30	97	17	90	204
02:45	64	3	88	155
03:00	99	8	90	197
====	====	====	====	====
Hour Totals	336	42	366	744
03:15	67	4	108	179
03:30	58	2	70	130
03:45	55	3	62	120
04:00	56	3	86	145
====	====	====	====	====
Hour Totals	236	12	326	574
04:15	44	3	65	112
04:30	53	4	65	122
04:45	75	0	86	161
05:00	82	2	50	134
====	====	====	====	====
Hour Totals	254	9	266	529
05:15	80	3	68	151
05:30	101	3	93	197
05:45	116	5	111	232
06:00	164	4	102	270
====	====	====	====	====
Hour Totals	461	15	374	850

\*\*\*\*\*

TRAFFIC COUNTS  
GREINER INC.  
Volume by Lane Report

Page 2

\*\*\*\*\*  
Data File : D1013001.PRN  
Station : 000000000008  
Identification : 000000000008  
\*\*\*\*\*

Lanes 1-3 are Eastbound - Lanes 4-5 are Westbound  
-----

Sat - Oct 13, 90

Lane	1-2	3	4-5	Total
-----	-----	-----	-----	-----
06:15	185	1	138	324
06:30	204	8	152	364
06:45	309	10	218	537
07:00	291	15	233	539
=====	=====	=====	=====	=====
Hour Totals	989	34	741	1764
07:15	284	15	247	546
07:30	356	33	263	652
07:45	413	24	258	695
08:00	386	39	237	662
=====	=====	=====	=====	=====
Hour Totals	1439	111	1005	2555
08:15	379	38	279	696
08:30	405	36	302	743
08:45	446	36	305	787
09:00	436	44	324	804
=====	=====	=====	=====	=====
Hour Totals	1666	154	1210	3030
09:15	464	37	272	773
09:30	483	43	320	846
09:45	523	43	358	924
10:00	548	59	336	943
=====	=====	=====	=====	=====
Hour Totals	2018	182	1286	3486
10:15	482	43	364	889
10:30	507	43	386	936
10:45	570	55	436	1061
11:00	576	44	459	1079
=====	=====	=====	=====	=====
Hour Totals	2135	185	1645	3965
11:15	586	66	461	1113
11:30	538	64	516	1118
11:45	588	44	476	1108
12:00	461	53	477	991
=====	=====	=====	=====	=====
Hour Totals	2173	227	1930	4330
12:15	617	61	481	1159
12:30	528	47	478	1053
12:45	476	67	496	1039

\*\*\*\*\*

TRAFFIC COUNTS  
GREINER INC.  
Volume by Lane Report

Page 3

\*\*\*\*\*  
Data File : D1013001.PRN  
Station : 000000000008  
Identification : 000000000008  
\*\*\*\*\*

Lanes 1-3 are Eastbound - Lanes 4-5 are Westbound  
-----

Sat - Oct 13, 90

Lane	1-2	3	4-5	Total
-----	-----	-----	-----	-----
13:00	479	43	505	1027
=====	=====	=====	=====	=====
Hour Totals	2100	218	1960	4278
13:15	426	51	480	957
13:30	468	60	503	1031
13:45	462	52	440	954
14:00	450	42	452	944
=====	=====	=====	=====	=====
Hour Totals	1806	205	1875	3886
14:15	476	44	477	997
14:30	419	54	438	911
14:45	451	53	469	973
15:00	407	63	514	984
=====	=====	=====	=====	=====
Hour Totals	1753	214	1898	3865
15:15	400	50	508	958
15:30	428	55	480	963
15:45	464	47	470	981
16:00	502	69	556	1127
=====	=====	=====	=====	=====
Hour Totals	1794	221	2014	4029
16:15	438	53	604	1095
16:30	482	41	537	1060
16:45	498	49	497	1044
17:00	466	51	528	1045
=====	=====	=====	=====	=====
Hour Totals	1884	194	2166	4244
17:15	531	52	573	1156
17:30	489	43	514	1046
17:45	454	42	507	1003
18:00	478	34	458	970
=====	=====	=====	=====	=====
Hour Totals	1952	171	2052	4175
18:15	442	43	541	1026
18:30	497	38	543	1078
18:45	505	40	506	1051
19:00	520	51	465	1036
=====	=====	=====	=====	=====
Hour Totals	1964	172	2055	4191

\*\*\*\*\*

1-19



TRAFFIC COUNTS  
GREINER INC.  
Volume by Lane Report

Page 4

\*\*\*\*\*  
Data File : D1013001.PRN  
Station : 000000000008  
Identification : 000000000008  
\*\*\*\*\*

Lanes 1-3 are Eastbound - Lanes 4-5 are Westbound  
-----

Sat - Oct 13, 90

Lane	1-2	3	4-5	Total
-----	-----	-----	-----	-----
19:15	500	37	460	997
19:30	420	38	430	888
19:45	392	34	397	823
20:00	410	41	320	771
=====	=====	=====	=====	=====
Hour Totals	1722	150	1607	3479
20:15	354	32	352	738
20:30	351	24	372	747
20:45	277	25	289	591
21:00	287	26	333	646
=====	=====	=====	=====	=====
Hour Totals	1269	107	1346	2722
21:15	295	21	296	612
21:30	303	19	294	616
21:45	236	40	286	562
22:00	270	32	300	602
=====	=====	=====	=====	=====
Hour Totals	1104	112	1176	2392
22:15	226	21	310	557
22:30	279	36	361	676
22:45	302	29	353	684
23:00	260	18	332	610
=====	=====	=====	=====	=====
Hour Totals	1067	104	1356	2527
23:15	263	30	291	584
23:30	256	25	282	563
23:45	262	26	366	654
24:00	194	33	345	572
=====	=====	=====	=====	=====
Hour Totals	975	114	1284	2373
=====	=====	=====	=====	=====
Grand Totals	32056	3064	31125	66245
Percentages	48.4	4.6	47.0	

\*\*\*\*\*

TRAFFIC COUNTS  
GREINER INC.  
Volume by Lane Report

Page 1

```
*****
Data File       : D1014003.PRN
Station        : 0000000000008
Identification  : 0000000000008
Start date     : Oct 14, 90
Stop date      : Oct 14, 90
City/Town      : TAMPA
Location       : I-275 1-2=EB MAINLINE 3=OFF RAMP 4-5=WB MAINLINE
Interval       : 15 minutes
Start time     : 00:00
Stop time      : 24:00
County        : HILLSBOROUGH
*****
```

Lanes 1-3 are Eastbound - Lanes 4-5 are Westbound

Sun - Oct 14, 90

Lane	1-2	3	4-5	Total
00:15	196	17	239	452
00:30	176	17	190	383
00:45	149	21	168	338
01:00	162	14	164	340
Hour Totals	683	69	761	1513
01:15	133	11	115	259
01:30	112	11	117	240
01:45	95	25	107	227
02:00	87	8	105	200
Hour Totals	427	55	444	926
02:15	99	16	125	240
02:30	83	10	88	181
02:45	65	7	108	180
03:00	79	6	103	188
Hour Totals	326	39	424	789
03:15	53	4	112	169
03:30	39	3	83	125
03:45	45	4	59	108
04:00	36	1	43	80
Hour Totals	173	12	297	482
04:15	39	1	48	88
04:30	33	2	49	84
04:45	38	2	40	80
05:00	34	2	47	83
Hour Totals	144	7	184	335
05:15	51	3	35	89
05:30	48	2	31	81
05:45	70	2	42	114
06:00	90	0	61	151
Hour Totals	259	7	169	435

\*\*\*\*\*

1-21

TRAFFIC COUNTS  
GREINER INC.  
Volume by Lane Report

Page 2

\*\*\*\*\*  
Data File : D1014003.PRN  
Station : 000000000008  
Identification : 000000000008  
\*\*\*\*\*

Lanes 1-3 are Eastbound - Lanes 4-5 are Westbound  
-----

Sun - Oct 14, 90

Lane	1-2	3	4-5	Total
-----	-----	-----	-----	-----
06:15	90	9	83	182
06:30	188	8	76	272
06:45	206	18	86	310
07:00	256	12	107	375
=====	=====	=====	=====	=====
Hour Totals	740	47	352	1139
07:15	238	10	106	354
07:30	248	14	136	398
07:45	276	19	141	436
08:00	264	21	142	427
=====	=====	=====	=====	=====
Hour Totals	1026	64	525	1615
08:15	180	27	137	344
08:30	233	19	177	429
08:45	268	13	175	456
09:00	309	19	203	531
=====	=====	=====	=====	=====
Hour Totals	990	78	692	1760
09:15	341	19	224	584
09:30	382	28	252	662
09:45	468	23	268	759
10:00	515	28	307	850
=====	=====	=====	=====	=====
Hour Totals	1706	98	1051	2855
10:15	566	35	316	917
10:30	685	38	324	1047
10:45	777	51	387	1215
11:00	867	51	364	1282
=====	=====	=====	=====	=====
Hour Totals	2895	175	1391	4461
11:15	844	77	326	1247
11:30	811	82	366	1259
11:45	856	84	376	1316
12:00	846	82	428	1356
=====	=====	=====	=====	=====
Hour Totals	3357	325	1496	5178
12:15	836	115	427	1378
12:30	651	53	506	1210
12:45	789	88	483	1360

\*\*\*\*\*

TRAFFIC COUNTS  
GREINER INC.

Volume by Lane Report

Page 3

\*\*\*\*\*  
Data File : D1014003.PRN  
Station : 000000000008  
Identification : 000000000008  
\*\*\*\*\*

Lanes 1-3 are Eastbound - Lanes 4-5 are Westbound  
-----

Sun - Oct 14, 90

Lane	1-2	3	4-5	Total
-----	-----	-----	-----	-----
13:00	588	61	513	1162
=====	=====	=====	=====	=====
Hour Totals	2864	317	1929	5110
13:15	459	51	552	1062
13:30	498	55	453	1006
13:45	439	42	449	930
14:00	423	49	446	918
=====	=====	=====	=====	=====
Hour Totals	1819	197	1900	3916
14:15	521	50	415	986
14:30	452	42	435	929
14:45	472	55	438	965
15:00	418	41	483	942
=====	=====	=====	=====	=====
Hour Totals	1863	188	1771	3822
15:15	413	31	469	913
15:30	456	33	481	970
15:45	481	31	528	1040
16:00	478	40	513	1031
=====	=====	=====	=====	=====
Hour Totals	1828	135	1991	3954
16:15	509	47	635	1191
16:30	430	41	502	973
16:45	471	37	328	836
17:00	505	47	312	864
=====	=====	=====	=====	=====
Hour Totals	1915	172	1777	3864
17:15	465	46	412	923
17:30	415	45	547	1007
17:45	444	23	562	1029
18:00	460	17	662	1139
=====	=====	=====	=====	=====
Hour Totals	1784	131	2183	4098
18:15	399	26	435	860
18:30	395	34	377	806
18:45	591	37	415	1043
19:00	401	30	345	776
=====	=====	=====	=====	=====
Hour Totals	1786	127	1572	3485

\*\*\*\*\*

TRAFFIC COUNTS  
GREINER INC.  
Volume by Lane Report

Page 4

\*\*\*\*\*  
Data File : D1014003.PRN  
Station : 000000000008  
Identification : 000000000008  
\*\*\*\*\*

Lanes 1-3 are Eastbound - Lanes 4-5 are Westbound  
-----

Sun - Oct 14, 90

Lane	1-2	3	4-5	Total
-----	-----	-----	-----	-----
19:15	449	23	380	852
19:30	397	31	496	924
19:45	391	18	515	924
20:00	408	20	368	796
=====	=====	=====	=====	=====
Hour Totals	1645	92	1759	3496
20:15	364	28	375	767
20:30	318	23	378	719
20:45	305	16	370	691
21:00	291	20	299	610
=====	=====	=====	=====	=====
Hour Totals	1278	87	1422	2787
21:15	276	15	333	624
21:30	241	18	307	566
21:45	246	21	250	517
22:00	188	21	249	458
=====	=====	=====	=====	=====
Hour Totals	951	75	1139	2165
22:15	194	12	213	419
22:30	186	17	199	402
22:45	247	20	261	528
23:00	181	19	307	507
=====	=====	=====	=====	=====
Hour Totals	808	68	980	1856
23:15	144	11	354	509
23:30	144	8	317	469
23:45	122	10	228	360
24:00	102	3	188	293
=====	=====	=====	=====	=====
Hour Totals	512	32	1087	1631
=====	=====	=====	=====	=====
Grand Totals	31779	2597	27296	61672
Percentages	51.5	4.2	44.3	

\*\*\*\*\*

TRAFFIC COUNTS  
GREINER INC.  
Volume by Lane Report

Page 21

```
*****
Data File       : D1015014.PRN
Station        : 0000000000008
Identification  : 0000000000008
Start date     : Oct 15, 90
Stop date      : Oct 15, 90
City/Town      : TAMPA
Location       : I-275 1-2=EB MAINLINE 3=OFF RAMP 4-5=WB MAINLINE
Interval       : 15 minutes
Start time     : 00:00
Stop time      : 24:00
County         : HILLSBOROUGH
*****
```

Lanes 1-3 are Eastbound - Lanes 4-5 are Westbound

Mon - Oct 15, 90

Lane	1-2	3	4-5	Total
00:15	105	3	143	251
00:30	84	4	114	202
00:45	80	2	145	227
01:00	55	2	106	163
Hour Totals	324	11	508	843
01:15	38	1	81	120
01:30	31	1	79	111
01:45	28	4	66	98
02:00	45	3	49	97
Hour Totals	142	9	275	426
02:15	38	4	52	94
02:30	39	3	49	91
02:45	40	0	68	108
03:00	40	2	50	92
Hour Totals	157	9	219	385
03:15	21	1	52	74
03:30	32	2	40	74
03:45	38	1	41	80
04:00	34	1	51	86
Hour Totals	125	5	184	314
04:15	51	2	65	118
04:30	59	3	73	135
04:45	68	2	89	159
05:00	88	2	69	159
Hour Totals	266	9	296	571
05:15	104	4	94	202
05:30	166	2	144	312
05:45	186	4	205	395
06:00	302	9	237	548
Hour Totals	758	19	680	1457

\*\*\*\*\*

1-25

TRAFFIC COUNTS  
GREINER INC.  
Volume by Lane Report

Page 2

\*\*\*\*\*  
Data File : D1015014.PRN  
Station : 0000000000008  
Identification : 0000000000008  
\*\*\*\*\*

Lanes 1-3 are Eastbound - Lanes 4-5 are Westbound  
-----

Mon - Oct 15, 90

Lane	1-2	3	4-5	Total
-----	-----	-----	-----	-----
06:15	292	12	344	648
06:30	451	12	497	960
06:45	590	43	584	1217
07:00	651	36	571	1258
=====	=====	=====	=====	=====
Hour Totals	1984	103	1996	4083
07:15	821	55	634	1510
07:30	974	85	604	1663
07:45	953	87	640	1680
08:00	961	100	510	1571
=====	=====	=====	=====	=====
Hour Totals	3709	327	2388	6424
08:15	837	95	604	1536
08:30	924	155	561	1640
08:45	821	98	561	1480
09:00	684	82	524	1290
=====	=====	=====	=====	=====
Hour Totals	3266	430	2250	5946
09:15	579	69	478	1126
09:30	679	46	465	1190
09:45	587	49	470	1106
10:00	578	83	458	1119
=====	=====	=====	=====	=====
Hour Totals	2423	247	1871	4541
10:15	547	53	438	1038
10:30	609	47	526	1182
10:45	574	54	448	1076
11:00	601	65	462	1128
=====	=====	=====	=====	=====
Hour Totals	2331	219	1874	4424
11:15	601	58	501	1160
11:30	368	35	483	886
11:45	335	19	533	887
12:00	745	71	501	1317
=====	=====	=====	=====	=====
Hour Totals	2049	183	2018	4250
12:15	805	100	513	1418
12:30	513	68	520	1101
12:45	526	32	579	1137

\*\*\*\*\*

TRAFFIC COUNTS  
GREINER INC.  
Volume by Lane Report

Page 23

\*\*\*\*\*  
Data File : D1015014.PRN  
Station : 000000000008  
Identification : 000000000008  
\*\*\*\*\*

Lanes 1-3 are Eastbound - Lanes 4-5 are Westbound  
-----

Mon - Oct 15, 90

Lane	1-2	3	4-5	Total
-----	-----	-----	-----	-----
13:00	434	39	529	1002
=====	=====	=====	=====	=====
Hour Totals	2278	239	2141	4658
13:15	503	54	509	1066
13:30	480	66	521	1067
13:45	455	58	544	1057
14:00	455	51	500	1006
=====	=====	=====	=====	=====
Hour Totals	1893	229	2074	4196
14:15	481	40	542	1063
14:30	508	57	542	1107
14:45	466	44	531	1041
15:00	361	44	535	940
=====	=====	=====	=====	=====
Hour Totals	1816	185	2150	4151
15:15	362	40	555	957
15:30	481	59	495	1035
15:45	811	107	587	1505
16:00	815	60	707	1582
=====	=====	=====	=====	=====
Hour Totals	2469	266	2344	5079
16:15	638	85	484	1207
16:30	677	55	653	1385
16:45	637	70	682	1389
17:00	598	63	667	1328
=====	=====	=====	=====	=====
Hour Totals	2550	273	2486	5309
17:15	647	28	685	1360
17:30	725	80	776	1581
17:45	726	51	711	1488
18:00	617	49	610	1276
=====	=====	=====	=====	=====
Hour Totals	2715	208	2782	5705
18:15	534	28	577	1139
18:30	550	45	568	1163
18:45	459	47	541	1047
19:00	431	56	505	992
=====	=====	=====	=====	=====
Hour Totals	1974	176	2191	4341

\*\*\*\*\*

1-27



TRAFFIC COUNTS  
GREINER INC.  
Volume by Lane Report

Page 1

\*\*\*\*\*  
Data File : D1015014.PRN  
Station : 000000000008  
Identification : 000000000008  
\*\*\*\*\*

Lanes 1-3 are Eastbound - Lanes 4-5 are Westbound  
-----

Mon - Oct 15, 90

Lane	1-2	3	4-5	Total
-----	-----	-----	-----	-----
19:15	394	36	487	917
19:30	327	33	357	717
19:45	315	35	365	715
20:00	273	18	346	637
=====	=====	=====	=====	=====
Hour Totals	1309	122	1555	2986
20:15	246	24	284	554
20:30	259	21	288	568
20:45	203	21	344	568
21:00	241	19	281	541
=====	=====	=====	=====	=====
Hour Totals	949	85	1197	2231
21:15	232	21	313	566
21:30	225	25	334	584
21:45	226	19	252	497
22:00	182	11	288	481
=====	=====	=====	=====	=====
Hour Totals	865	76	1187	2128
22:15	172	12	271	455
22:30	179	8	257	444
22:45	141	16	229	386
23:00	118	19	195	332
=====	=====	=====	=====	=====
Hour Totals	610	55	952	1617
23:15	125	9	210	344
23:30	120	11	323	454
23:45	120	11	167	298
24:00	97	13	122	232
=====	=====	=====	=====	=====
Hour Totals	462	44	822	1328
Grand Totals	37424	3529	36440	77393
Percentages	48.4	4.6	47.1	

\*\*\*\*\*



TRAFFIC COUNTS  
GREINER INC.  
Volume by Lane Report

Page 1

```
*****
Data File       : D1009014.FRN
Station        : 0000000000017          Count ratio : 2.00
Identification : 0000000000017          Interval    : 15 minutes
Start date     : Oct 9, 90              Start time   : 00:00
Stop date      : Oct 9, 90              Stop time    : 24:00
City/Town      : TAMPA                  County       : HILLSBOROUGH
Location       : I-275 WB ON RAMP 1=KENNEDY 2=CYPRESS
*****
Lanes 1-2 are Westbound
*****
```

Tue - Oct 9, 90

Lane	1	2	Total
00:15	6	2	8
00:30	7	4	11
00:45	4	2	6
01:00	4	2	6
Hour Totals	21	10	31
01:15	5	2	7
01:30	2	3	5
01:45	4	0	4
02:00	5	1	6
Hour Totals	16	6	22
02:15	4	2	6
02:30	3	0	3
02:45	5	2	7
03:00	4	0	4
Hour Totals	16	4	20
03:15	5	4	9
03:30	5	1	6
03:45	2	2	4
04:00	3	2	5
Hour Totals	15	9	24
04:15	0	0	0
04:30	1	0	1
04:45	1	1	2
05:00	2	1	3
Hour Totals	4	2	6
05:15	4	0	4
05:30	6	2	8
05:45	9	1	10
06:00	11	0	11
Hour Totals	30	3	33

\*\*\*\*\*

TRAFFIC COUNTS  
GREINER INC.  
Volume by Lane Report

Page 2

\*\*\*\*\*  
Data File : D1009014.FRN  
Station : 0000000000017  
Identification : 0000000000017  
\*\*\*\*\*  
Lanes 1-2 are Westbound

Tue - Oct 9, 90

Lane	1	2	Total
06:15	18	1	19
06:30	22	3	25
06:45	21	6	27
07:00	27	6	33
Hour Totals	88	16	104
07:15	41	10	51
07:30	50	6	56
07:45	52	12	64
08:00	38	13	51
Hour Totals	181	41	222
08:15	43	17	60
08:30	47	13	60
08:45	42	27	69
09:00	46	20	66
Hour Totals	178	77	255
09:15	43	22	65
09:30	50	28	78
09:45	47	24	71
10:00	45	33	78
Hour Totals	185	107	292
10:15	44	32	76
10:30	54	33	87
10:45	47	35	82
11:00	51	33	84
Hour Totals	196	133	329
11:15	46	28	74
11:30	52	31	83
11:45	60	32	92
12:00	63	19	82
Hour Totals	221	110	331
12:15	58	37	95
12:30	69	41	110
12:45	45	30	75

\*\*\*\*\*

TRAFFIC COUNTS  
GREINER INC.  
Volume by Lane Report

Page 3

\*\*\*\*\*  
Data File : D1009014.PRN  
Station : 000000000017  
Identification : 000000000017  
\*\*\*\*\*  
Lanes 1-2 are Westbound

Tue - Oct 9, 90

Lane	1	2	Total
-----	-----	-----	-----
13:00	62	28	90
=====	=====	=====	=====
Hour Totals	234	136	370
13:15	58	30	88
13:30	63	35	98
13:45	62	41	103
14:00	66	28	94
=====	=====	=====	=====
Hour Totals	249	134	383
14:15	72	38	110
14:30	62	37	99
14:45	70	31	101
15:00	49	41	90
=====	=====	=====	=====
Hour Totals	253	147	400
15:15	68	34	102
15:30	66	42	108
15:45	66	47	113
16:00	69	41	110
=====	=====	=====	=====
Hour Totals	269	164	433
16:15	75	64	139
16:30	80	65	145
16:45	96	102	198
17:00	85	97	182
=====	=====	=====	=====
Hour Totals	336	328	664
17:15	167	135	302
17:30	118	118	236
17:45	109	108	217
18:00	90	71	161
=====	=====	=====	=====
Hour Totals	484	432	916
18:15	72	76	148
18:30	59	46	105
18:45	56	52	108
19:00	49	26	75
=====	=====	=====	=====
Hour Totals	236	200	436

\*\*\*\*\*

TRAFFIC COUNTS  
GREINER INC.  
Volume by Lane Report

Page 4

\*\*\*\*\*  
Data File : D1009014.PRN  
Station : 000000000017  
Identification : 000000000017  
\*\*\*\*\*

Lanes 1-2 are Westbound

Tue - Oct 9, 90

Lane	1	2	Total
-----	-----	-----	-----
19:15	51	29	80
19:30	48	20	68
19:45	34	19	53
20:00	39	18	57
=====	=====	=====	=====
Hour Totals	172	86	258
20:15	36	26	62
20:30	33	14	47
20:45	34	13	47
21:00	63	10	73
=====	=====	=====	=====
Hour Totals	166	63	229
21:15	49	16	65
21:30	93	13	106
21:45	47	16	63
22:00	30	11	41
=====	=====	=====	=====
Hour Totals	219	56	275
22:15	29	17	46
22:30	26	5	31
22:45	9	16	25
23:00	15	6	21
=====	=====	=====	=====
Hour Totals	79	44	123
23:15	17	7	24
23:30	17	13	30
23:45	11	8	19
24:00	8	8	16
=====	=====	=====	=====
Hour Totals	53	36	89
Grand Totals	3901	2344	6245
Percentages	62.5	37.5	

\*\*\*\*\*

Greiner, Inc.  
Traffic Counts  
Volume by Lane Report

Page 24

```
*****
Data File       : D1010007.PRN
Station        : 0000000000017
Identification  : 0000000000017
Start date     : Oct 10, 90
Stop date      : Oct 10, 90
City/Town      : TAMPA
Location       : I-275 WB ON RAMP 1=KENNEDY 2=CYPRESS
Count ratio    : 2.00
Interval       : 15 minutes
Start time     : 00:00
Stop time      : 24:00
County         : HILLSBOROUGH
*****
```

Lanes 1-2 are Westbound

Wed - Oct 10, 90

Lane	1	2	Total
00:15	14	7	21
00:30	14	5	19
00:45	4	3	7
01:00	3	2	5
Hour Totals	35	17	52
01:15	3	1	4
01:30	3	2	5
01:45	3	1	4
02:00	6	0	6
Hour Totals	15	4	19
02:15	4	1	5
02:30	5	4	9
02:45	4	1	5
03:00	4	0	4
Hour Totals	17	6	23
03:15	2	1	3
03:30	3	0	3
03:45	1	0	1
04:00	1	0	1
Hour Totals	7	1	8
04:15	2	0	2
04:30	2	3	5
04:45	1	1	2
05:00	0	0	0
Hour Totals	5	4	9
05:15	3	0	3
05:30	2	1	3
05:45	5	1	6
06:00	7	3	10
Hour Totals	17	5	22

\*\*\*\*\*

Greiner, Inc.  
Traffic Counts  
Volume by Lane Report

Page 25

\*\*\*\*\*  
Data File : D1010007.PRN  
Station : 000000000017  
Identification : 000000000017  
\*\*\*\*\* \*\*  
Lanes 1-2 are Westbound

-----  
Wed - Oct 10, 90

Lane	1	2	Total
-----	-----	-----	-----
06:15	12	1	13
06:30	27	6	33
06:45	16	4	20
07:00	23	3	26
=====	=====	=====	=====
Hour Totals	78	14	92
07:15	38	13	51
07:30	42	17	59
07:45	65	20	85
08:00	35	7	42
=====	=====	=====	=====
Hour Totals	180	57	237
08:15	49	24	73
08:30	48	13	61
08:45	43	27	70
09:00	45	19	64
=====	=====	=====	=====
Hour Totals	185	83	268
09:15	41	13	54
09:30	45	29	74
09:45	35	27	62
10:00	43	47	90
=====	=====	=====	=====
Hour Totals	164	116	280
10:15	56	21	77
10:30	54	21	75
10:45	36	23	59
11:00	57	28	85
=====	=====	=====	=====
Hour Totals	203	93	296
11:15	47	25	72
11:30	66	27	93
11:45	65	27	92
12:00	59	41	100
=====	=====	=====	=====
Hour Totals	237	120	357
12:15	52	28	80
12:30	67	20	87
12:45	59	31	90

\*\*\*\*\*



Greiner, Inc.  
Traffic Counts  
Volume by Lane Report

Page 26

\*\*\*\*\*  
Data File : D1010007.PRN  
Station : 000000000017  
Identification : 000000000017  
\*\*\*\*\*

Lanes 1-2 are Westbound

-----  
Wed - Oct 10, 90

Lane	1	2	Total
-----	-----	-----	-----
13:00	53	26	79
=====	=====	=====	=====
Hour Totals	231	105	336
13:15	54	25	79
13:30	61	34	95
13:45	65	39	104
14:00	61	31	92
=====	=====	=====	=====
Hour Totals	241	129	370
14:15	53	41	94
14:30	64	39	103
14:45	63	36	99
15:00	57	42	99
=====	=====	=====	=====
Hour Totals	237	158	395
15:15	56	40	96
15:30	53	40	93
15:45	51	28	79
16:00	92	41	133
=====	=====	=====	=====
Hour Totals	252	149	401
16:15	86	68	154
16:30	73	72	145
16:45	81	113	194
17:00	110	106	216
=====	=====	=====	=====
Hour Totals	350	359	709
17:15	162	153	315
17:30	122	108	230
17:45	116	103	219
18:00	94	69	163
=====	=====	=====	=====
Hour Totals	494	433	927
18:15	74	46	120
18:30	72	36	108
18:45	63	43	106
19:00	46	27	73
=====	=====	=====	=====
Hour Totals	255	152	407

\*\*\*\*\*

Greiner, Inc.  
Traffic Counts  
Volume by Lane Report

Page 27

\*\*\*\*\*  
Data File : D1010007.PRN  
Station : 000000000017  
Identification : 000000000017  
\*\*\*\*\* \*

Lanes 1-2 are Westbound

Wed - Oct 10, 90

Lane	1	2	Total
-----	-----	-----	-----
19:15	58	24	82
19:30	39	25	64
19:45	43	22	65
20:00	42	16	58
=====	=====	=====	=====
Hour Totals	182	87	269
20:15	48	14	62
20:30	39	19	58
20:45	35	16	51
21:00	58	34	92
=====	=====	=====	=====
Hour Totals	180	83	263
21:15	57	23	80
21:30	43	21	64
21:45	25	13	38
22:00	28	8	36
=====	=====	=====	=====
Hour Totals	153	65	218
22:15	28	11	39
22:30	22	12	34
22:45	25	10	35
23:00	20	8	28
=====	=====	=====	=====
Hour Totals	95	41	136
23:15	19	13	32
23:30	15	8	23
23:45	10	7	17
24:00	16	9	25
=====	=====	=====	=====
Hour Totals	60	37	97
Grand Totals	3873	2318	6191
Percentages	62.6	37.4	

\*\*\*\*\* \*

Greiner, Inc.  
Traffic Counts  
Volume by Lane Report

Page 25

```
*****
Data File       : D1011007.PRN
Station        : 000000000017
Identification  : 000000000017
Start date     : Oct 11, 90
Stop date      : Oct 11, 90
City/Town      : TAMPA
Location       : I-275 WB ON RAMPS 1=KENNEDY 2=CYPRESS
Count ratio    : 2.00
Interval       : 15 minutes
Start time     : 00:00
Stop time      : 24:00
County         : HILLSBOROUGH
*****
```

Lanes 1-2 are Westbound

-----  
Thu - Oct 11, 90

Lane	1	2	Total
-----	-----	-----	-----
00:15	9	6	15
00:30	13	3	16
00:45	9	2	11
01:00	6	3	9
=====	=====	=====	=====
Hour Totals	37	14	51
01:15	11	3	14
01:30	5	3	8
01:45	5	0	5
02:00	6	2	8
=====	=====	=====	=====
Hour Totals	27	8	35
02:15	3	3	6
02:30	9	3	12
02:45	12	1	13
03:00	8	3	11
=====	=====	=====	=====
Hour Totals	32	10	42
03:15	8	2	10
03:30	3	1	4
03:45	0	3	3
04:00	2	1	3
=====	=====	=====	=====
Hour Totals	13	7	20
04:15	3	0	3
04:30	2	1	3
04:45	1	1	2
05:00	0	1	1
=====	=====	=====	=====
Hour Totals	6	3	9
05:15	5	1	6
05:30	3	1	4
05:45	4	2	6
06:00	6	3	9
=====	=====	=====	=====
Hour Totals	18	7	25

\*\*\*\*\*

Greiner, Inc.  
Traffic Counts  
Volume by Lane Report

Page 26

\*\*\*\*\*  
Data File : D1011007.PRN  
Station : 000000000017  
Identification : 000000000017  
\*\*\*\*\*

Lanes 1-2 are Westbound

Thu - Oct 11, 90

Lane	1	2	Total
06:15	8	1	9
06:30	20	5	25
06:45	20	3	23
07:00	40	5	45
===== Hour Totals	88	14	102
07:15	37	5	42
07:30	28	10	38
07:45	39	12	51
08:00	31	8	39
===== Hour Totals	135	35	170
08:15	35	8	43
08:30	46	16	62
08:45	33	16	49
09:00	34	11	45
===== Hour Totals	148	51	199
09:15	39	10	49
09:30	30	15	45
09:45	36	19	55
10:00	22	17	39
===== Hour Totals	127	61	188
10:15	21	14	35
10:30	28	8	36
10:45	23	14	37
11:00	27	12	39
===== Hour Totals	99	48	147
11:15	27	15	42
11:30	41	14	55
11:45	41	21	62
12:00	37	18	55
===== Hour Totals	146	68	214
12:15	32	21	53
12:30	26	20	46
12:45	41	24	65

\*\*\*\*\*

Greiner, Inc.  
Traffic Counts  
Volume by Lane Report

Page 27

\*\*\*\*\*  
Data File : D1011007.PRN  
Station : 0000000000017  
Identification : 0000000000017  
\*\*\*\*\*

Lanes 1-2 are Westbound

-----  
Thu - Oct 11, 90

Lane	1	2	Total
-----	-----	-----	-----
13:00	45	21	66
=====	=====	=====	=====
Hour Totals	144	86	230
13:15	41	25	66
13:30	64	25	89
13:45	48	19	67
14:00	57	21	78
=====	=====	=====	=====
Hour Totals	210	90	300
14:15	47	26	73
14:30	48	23	71
14:45	41	28	69
15:00	50	31	81
=====	=====	=====	=====
Hour Totals	186	108	294
15:15	64	30	94
15:30	58	40	98
15:45	48	42	90
16:00	53	38	91
=====	=====	=====	=====
Hour Totals	223	150	373
16:15	78	44	122
16:30	83	70	153
16:45	74	81	155
17:00	86	88	174
=====	=====	=====	=====
Hour Totals	321	283	604
17:15	115	117	232
17:30	101	107	208
17:45	110	97	207
18:00	69	83	152
=====	=====	=====	=====
Hour Totals	395	404	799
18:15	61	50	111
18:30	76	50	126
18:45	55	37	92
19:00	45	30	75
=====	=====	=====	=====
Hour Totals	237	167	404

\*\*\*\*\*

Greiner, Inc.  
Traffic Counts  
Volume by Lane Report

Page 28

\*\*\*\*\*  
Data File : D1011007.PRN  
Station : 000000000017  
Identification : 000000000017  
\*\*\*\*\*

Lanes 1-2 are Westbound

Thu - Oct 11, 90

Lane	1	2	Total
19:15	38	21	59
19:30	37	15	52
19:45	33	14	47
20:00	33	22	55
====	====	====	====
Hour Totals	141	72	213
20:15	36	16	52
20:30	23	10	33
20:45	40	16	56
21:00	51	17	68
====	====	====	====
Hour Totals	150	59	209
21:15	42	26	68
21:30	37	14	51
21:45	32	13	45
22:00	25	9	34
====	====	====	====
Hour Totals	136	62	198
22:15	32	14	46
22:30	28	8	36
22:45	18	8	26
23:00	19	10	29
====	====	====	====
Hour Totals	97	40	137
23:15	16	13	29
23:30	25	16	41
23:45	18	6	24
24:00	16	8	24
====	====	====	====
Hour Totals	75	43	118
====	====	====	====
Grand Totals	3191	1890	5081
Percentages	62.8	37.2	

\*\*\*\*\*

Greiner, Inc.  
Traffic Counts  
Volume by Type Report

Page 1

\*\*\*\*\*  
Data File : D1012001.PRN  
Station : 000000000017 Count ratio : 2.00  
Identification : 000000000017 Interval : 15 minutes  
Start date : Oct 12, 90 Start time : 00:00  
Stop date : Oct 12, 90 Stop time : 24:00  
City/Town : TAMPA County : HILLSBOROUGH  
Location : I-275 WB ON RAMPs 1=KENNEDY 2=CYPRESS  
\*\*\*\*\*  
Lanes 1-2 are Eastbound

-----  
Fri - Oct 12, 90

Type	1	2	Total
00:15	12	9	21
00:30	6	4	10
00:45	6	6	12
01:00	7	5	12
=====	=====	=====	=====
Hour Totals	31	24	55
01:15	8	6	14
01:30	8	2	10
01:45	7	1	8
02:00	3	3	6
=====	=====	=====	=====
Hour Totals	26	12	38
02:15	4	4	8
02:30	3	4	7
02:45	3	2	5
03:00	4	2	6
=====	=====	=====	=====
Hour Totals	14	12	26
03:15	4	3	7
03:30	1	0	1
03:45	1	2	3
04:00	2	1	3
=====	=====	=====	=====
Hour Totals	8	6	14
04:15	1	1	2
04:30	3	3	6
04:45	3	0	3
05:00	2	1	3
=====	=====	=====	=====
Hour Totals	9	5	14
05:15	4	1	5
05:30	3	1	4
05:45	9	1	10
06:00	12	0	12
=====	=====	=====	=====
Hour Totals	28	3	31

\*\*\*\*\*

Greiner, Inc.  
Traffic Counts  
Volume by Type Report

Page 2

\*\*\*\*\*  
Data File : D1012001.PRN  
Station : 000000000017  
Identification : 000000000017  
\*\*\*\*\*

Lanes 1-2 are Eastbound

Fri - Oct 12, 90

Type	1	2	Total
06:15	10	2	12
06:30	21	9	30
06:45	23	7	30
07:00	30	8	38
===== Hour Totals	84	26	110
07:15	36	7	43
07:30	49	8	57
07:45	40	14	54
08:00	51	14	65
===== Hour Totals	176	43	219
08:15	42	15	57
08:30	42	18	60
08:45	55	16	71
09:00	55	20	75
===== Hour Totals	194	69	263
09:15	59	25	84
09:30	41	20	61
09:45	43	22	65
10:00	61	36	97
===== Hour Totals	204	103	307
10:15	57	28	85
10:30	43	27	70
10:45	44	38	82
11:00	53	37	90
===== Hour Totals	197	130	327
11:15	55	16	71
11:30	57	20	77
11:45	80	44	124
12:00	70	33	103
===== Hour Totals	262	113	375
12:15	52	44	96
12:30	66	34	100
12:45	71	23	94

\*\*\*\*\*



Greiner, Inc.  
Traffic Counts  
Volume by Type Report

Page 3

\*\*\*\*\*  
Data File : D1012001.PRN  
Station : 000000000017  
Identification : 000000000017  
\*\*\*\*\*

Lanes 1-2 are Eastbound  
-----

Fri - Oct 12, 90

Type	1	2	Total
-----	-----	-----	-----
13:00	76	30	106
=====	=====	=====	=====
Hour Totals	265	131	396
13:15	73	25	98
13:30	70	33	103
13:45	78	37	115
14:00	73	30	103
=====	=====	=====	=====
Hour Totals	294	125	419
14:15	70	35	105
14:30	68	44	112
14:45	83	34	117
15:00	70	27	97
=====	=====	=====	=====
Hour Totals	291	140	431
15:15	86	20	106
15:30	79	32	111
15:45	84	49	133
16:00	69	35	104
=====	=====	=====	=====
Hour Totals	318	136	454
16:15	92	50	142
16:30	85	71	156
16:45	105	109	214
17:00	118	111	229
=====	=====	=====	=====
Hour Totals	400	341	741
17:15	150	156	306
17:30	119	93	212
17:45	112	105	217
18:00	117	86	203
=====	=====	=====	=====
Hour Totals	498	440	938
18:15	97	63	160
18:30	79	31	110
18:45	73	51	124
19:00	65	35	100
=====	=====	=====	=====
Hour Totals	314	180	494

\*\*\*\*\*

Greiner, Inc.  
Traffic Counts  
Volume by Type Report

Page 4

\*\*\*\*\*  
Data File : D1012001.PRN  
Station : 000000000017  
Identification : 000000000017  
\*\*\*\*\*

Lanes 1-2 are Eastbound

Fri - Oct 12, 90

Type	1	2	Total
19:15	64	32	96
19:30	54	19	73
19:45	41	29	70
20:00	40	11	51
=====	=====	=====	=====
Hour Totals	199	91	290
20:15	43	18	61
20:30	47	18	65
20:45	34	14	48
21:00	51	13	64
=====	=====	=====	=====
Hour Totals	175	63	238
21:15	37	17	54
21:30	48	13	61
21:45	36	15	51
22:00	34	5	39
=====	=====	=====	=====
Hour Totals	155	50	205
22:15	19	11	30
22:30	32	12	44
22:45	29	10	39
23:00	39	9	48
=====	=====	=====	=====
Hour Totals	119	42	161
23:15	27	12	39
23:30	16	11	27
23:45	28	12	40
24:00	22	10	32
=====	=====	=====	=====
Hour Totals	93	45	138
Grand Totals	4354	2330	6684
Percentages	65.1	34.9	

\*\*\*\*\*

TRAFFIC COUNTS  
GREINER INC.  
Volume by Lane Report

Page 1

```
*****
Data File       : D1013001.FRN
Station        : 0000000000017
Identification  : 0000000000017
Start date     : Oct 13, 90
Stop date      : Oct 13, 90
City/Town      : TAMPA
Location       : I-275 WB ON RAMPS 1=KENNEDY 2=CYPRESS
Count ratio    : 2.00
Interval       : 15 minutes
Start time     : 00:00
Stop time      : 24:00
County         : HILLSBOROUGH
*****
Lanes 1-2 are Westbound
*****
```

Sat - Oct 13, 90

Lane	1	2	Total
00:15	33	17	50
00:30	15	19	34
00:45	15	14	29
01:00	20	10	30
Hour Totals	83	60	143
01:15	26	9	35
01:30	6	6	12
01:45	9	7	16
02:00	26	8	34
Hour Totals	67	30	97
02:15	18	6	24
02:30	8	12	20
02:45	25	12	37
03:00	19	18	37
Hour Totals	70	48	118
03:15	11	3	14
03:30	6	0	6
03:45	4	4	8
04:00	6	4	10
Hour Totals	27	11	38
04:15	7	1	8
04:30	5	1	6
04:45	6	3	9
05:00	6	1	7
Hour Totals	24	6	30
05:15	6	1	7
05:30	4	2	6
05:45	5	0	5
06:00	1	2	3
Hour Totals	16	5	21

\*\*\*\*\*

TRAFFIC COUNTS  
GREINER INC.  
Volume by Lane Report

Page 2

\*\*\*\*\*  
Data File : D1013001.PRN  
Station : 000000000017  
Identification : 000000000017  
\*\*\*\*\*  
Lanes 1-2 are Westbound

Sat - Oct 13, 90

Lane	1	2	Total
06:15	9	3	12
06:30	9	2	11
06:45	8	3	11
07:00	11	3	14
====	====	====	====
Hour Totals	37	11	48
07:15	18	3	21
07:30	11	1	12
07:45	11	3	14
08:00	13	4	17
====	====	====	====
Hour Totals	53	11	64
08:15	18	7	25
08:30	22	7	29
08:45	25	6	31
09:00	21	8	29
====	====	====	====
Hour Totals	86	28	114
09:15	22	5	27
09:30	29	3	32
09:45	25	5	30
10:00	28	3	31
====	====	====	====
Hour Totals	104	16	120
10:15	34	6	40
10:30	38	10	48
10:45	37	10	47
11:00	52	7	59
====	====	====	====
Hour Totals	161	33	194
11:15	38	13	51
11:30	38	20	58
11:45	61	19	80
12:00	58	16	74
====	====	====	====
Hour Totals	195	68	263
12:15	46	26	72
12:30	46	27	73
12:45	48	12	60

\*\*\*\*\*

TRAFFIC COUNTS  
GREINER INC.  
Volume by Lane Report

Page 3

\*\*\*\*\*  
Data File : D1013001.PRN  
Station : 000000000017  
Identification : 000000000017  
\*\*\*\*\*

Lanes 1-2 are Westbound

Sat - Oct 13, 90

Lane	1	2	Total
-----	-----	-----	-----
13:00	54	19	73
=====	=====	=====	=====
Hour Totals	194	84	278
13:15	49	10	59
13:30	51	14	65
13:45	59	24	83
14:00	56	16	72
=====	=====	=====	=====
Hour Totals	215	64	279
14:15	44	15	59
14:30	63	13	76
14:45	58	16	74
15:00	56	18	74
=====	=====	=====	=====
Hour Totals	221	62	283
15:15	64	11	75
15:30	53	17	70
15:45	70	19	89
16:00	51	16	67
=====	=====	=====	=====
Hour Totals	238	63	301
16:15	57	23	80
16:30	57	20	77
16:45	53	21	74
17:00	60	12	72
=====	=====	=====	=====
Hour Totals	227	76	303
17:15	61	17	78
17:30	45	24	69
17:45	82	11	93
18:00	49	15	64
=====	=====	=====	=====
Hour Totals	237	67	304
18:15	45	5	50
18:30	62	13	75
18:45	44	13	57
19:00	63	11	74
=====	=====	=====	=====
Hour Totals	214	42	256

\*\*\*\*\*

TRAFFIC COUNTS  
GREINER INC.  
Volume by Lane Report

Page 4

\*\*\*\*\*  
Data File : D1013001.PRN  
Station : 000000000017  
Identification : 000000000017  
\*\*\*\*\*  
Lanes 1-2 are Westbound

Sat - Oct 13, 90

Lane	1	2	Total
19:15	48	12	60
19:30	35	6	41
19:45	47	10	57
20:00	37	3	40
====	====	====	====
Hour Totals	167	31	198
20:15	38	7	45
20:30	32	5	37
20:45	30	12	42
21:00	35	6	41
====	====	====	====
Hour Totals	135	30	165
21:15	33	9	42
21:30	33	8	41
21:45	31	5	36
22:00	14	9	23
====	====	====	====
Hour Totals	111	31	142
22:15	32	8	40
22:30	22	6	28
22:45	30	11	41
23:00	31	10	41
====	====	====	====
Hour Totals	115	35	150
23:15	22	9	31
23:30	17	8	25
23:45	33	6	39
24:00	27	8	35
====	====	====	====
Hour Totals	99	31	130
====	====	====	====
Grand Totals	3096	943	4039
Percentages	76.7	23.3	

\*\*\*\*\*

Greiner, Inc.  
Traffic Counts

Volume by Lane Report

Page 1

\*\*\*\*\*  
Data File : D1014002.PRN  
Station : 000000000017 Count ratio : 2.00  
Identification : 000000000017 Interval : 15 minutes  
Start date : Oct 14, 90 Start time : 00:00  
Stop date : Oct 14, 90 Stop time : 24:00  
City/Town : TAMPA County : HILLSBOROUGH  
Location : I-275 WB DN RAMP 1=KENNEDY 2=CYPRESS  
\*\*\*\*\*

Lane 1 is Eastbound - Lane 2 is Westbound  
-----

Sun - Oct 14, 90

Lane	1	2	Total
-----	-----	-----	-----
00:15	24	18	42
00:30	17	9	26
00:45	37	13	50
01:00	18	4	22
=====	=====	=====	=====
Hour Totals	96	44	140
01:15	15	12	27
01:30	21	7	28
01:45	15	8	23
02:00	21	11	32
=====	=====	=====	=====
Hour Totals	72	38	110
02:15	12	9	21
02:30	13	8	21
02:45	12	5	17
03:00	16	9	25
=====	=====	=====	=====
Hour Totals	53	31	84
03:15	28	13	41
03:30	8	2	10
03:45	7	3	10
04:00	6	2	8
=====	=====	=====	=====
Hour Totals	49	20	69
04:15	3	1	4
04:30	2	0	2
04:45	1	1	2
05:00	5	3	8
=====	=====	=====	=====
Hour Totals	11	5	16
05:15	6	0	6
05:30	3	0	3
05:45	1	0	1
06:00	3	0	3
=====	=====	=====	=====
Hour Totals	13	0	13

\*\*\*\*\*

Greiner, Inc.  
Traffic Counts  
Volume by Lane Report

Page 2

\*\*\*\*\*  
Data File : D1014002.PRN  
Station : 000000000017  
Identification : 000000000017  
\*\*\*\*\*

Lane 1 is Eastbound - Lane 2 is Westbound

Sun - Oct 14, 90

Lane	1	2	Total
06:15	2	1	3
06:30	2	0	2
06:45	4	2	6
07:00	4	1	5
====	====	====	====
Hour Totals	12	4	16
07:15	9	1	10
07:30	9	0	9
07:45	9	1	10
08:00	4	3	7
====	====	====	====
Hour Totals	31	5	36
08:15	9	2	11
08:30	11	1	12
08:45	12	4	16
09:00	17	6	23
====	====	====	====
Hour Totals	49	13	62
09:15	20	7	27
09:30	26	9	35
09:45	39	6	45
10:00	34	8	42
====	====	====	====
Hour Totals	119	30	149
10:15	34	8	42
10:30	40	6	46
10:45	36	17	53
11:00	35	9	44
====	====	====	====
Hour Totals	145	40	185
11:15	42	12	54
11:30	38	15	53
11:45	34	10	44
12:00	42	12	54
====	====	====	====
Hour Totals	156	49	205
12:15	51	20	71
12:30	43	18	61
12:45	42	11	53

\*\*\*\*\*



Greiner, Inc.  
Traffic Counts  
Volume by Lane Report

Page 3

\*\*\*\*\*  
Data File : D1014002.PRN  
Station : 000000000017  
Identification : 000000000017  
\*\*\*\*\*

Lane 1 is Eastbound - Lane 2 is Westbound

Sun - Oct 14, 90

Lane	1	2	Total
13:00	68	15	83
Hour Totals	204	64	268
13:15	51	14	65
13:30	43	15	58
13:45	44	13	57
14:00	52	11	63
Hour Totals	190	53	243
14:15	32	12	44
14:30	49	15	64
14:45	40	6	46
15:00	47	14	61
Hour Totals	168	47	215
15:15	47	22	69
15:30	53	12	65
15:45	49	16	65
16:00	51	9	60
Hour Totals	200	59	259
16:15	63	35	98
16:30	95	61	156
16:45	139	59	198
17:00	135	73	208
Hour Totals	432	228	660
17:15	253	70	323
17:30	192	52	244
17:45	104	60	164
18:00	93	33	126
Hour Totals	642	215	857
18:15	55	34	89
18:30	51	18	69
18:45	37	19	56
19:00	46	15	61
Hour Totals	189	86	275

\*\*\*\*\*

Greiner, Inc.  
Traffic Counts  
Volume by Lane Report

Page 4

\*\*\*\*\*  
Data File : D1014002.PRN  
Station : 000000000017  
Identification : 000000000017  
\*\*\*\*\*

Lane 1 is Eastbound - Lane 2 is Westbound

Sun - Oct 14, 90

Lane	1	2	Total
-----	-----	-----	-----
19:15	46	11	57
19:30	33	9	42
19:45	29	5	34
20:00	34	11	45
=====	=====	=====	=====
Hour Totals	142	36	178
20:15	20	7	27
20:30	22	8	30
20:45	23	4	27
21:00	23	6	29
=====	=====	=====	=====
Hour Totals	88	25	113
21:15	13	7	20
21:30	23	3	26
21:45	15	6	21
22:00	16	5	21
=====	=====	=====	=====
Hour Totals	67	21	88
22:15	14	4	18
22:30	18	3	21
22:45	8	4	12
23:00	12	6	18
=====	=====	=====	=====
Hour Totals	52	17	69
23:15	12	8	20
23:30	17	4	21
23:45	11	8	19
24:00	10	7	17
=====	=====	=====	=====
Hour Totals	50	27	77
Grand Totals	3230	1157	4387
Percentages	73.6	26.4	

\*\*\*\*\*

TRAFFIC COUNTS  
GREINER INC.  
Volume by Lane Report

Page 1

```
*****
Data File       : D1015002.PRN
Station        : 0000000000017
Identification  : 0000000000017
Start date     : Oct 15, 90
Stop date      : Oct 15, 90
City/Town      : TAMPA
Location       : I-275 WB ON RAMPS 1=KENNEDY 2=CYPRESS
Count ratio    : 2.00
Interval       : 15 minutes
Start time     : 00:00
Stop time      : 24:00
County        : HILLSBOROUGH
*****
```

Lanes 1-2 are East/West Combined

-----  
Mon - Oct 15, 90

Lane	1	2	Total
-----	-----	-----	-----
00:15	8	1	9
00:30	2	4	6
00:45	8	5	13
01:00	1	1	2
=====	=====	=====	=====
Hour Totals	19	11	30
01:15	5	3	8
01:30	4	2	6
01:45	1	2	3
02:00	5	0	5
=====	=====	=====	=====
Hour Totals	15	7	22
02:15	6	2	8
02:30	4	1	5
02:45	3	1	4
03:00	4	4	8
=====	=====	=====	=====
Hour Totals	17	8	25
03:15	1	0	1
03:30	1	0	1
03:45	3	1	4
04:00	2	0	2
=====	=====	=====	=====
Hour Totals	7	1	8
04:15	1	0	1
04:30	2	0	2
04:45	2	1	3
05:00	1	0	1
=====	=====	=====	=====
Hour Totals	6	1	7
05:15	3	5	8
05:30	0	0	0
05:45	5	1	6
06:00	14	2	16
=====	=====	=====	=====
Hour Totals	22	8	30

\*\*\*\*\*

TRAFFIC COUNTS  
GREINER INC.  
Volume by Lane Report

Page 2

\*\*\*\*\*  
Data File : D1015002.PRN  
Station : 0000000000017  
Identification : 0000000000017  
\*\*\*\*\*

Lanes 1-2 are East/West Combined

-----  
Mon - Oct 15, 90

Lane	1	2	Total
-----	----	----	-----
06:15	12	3	15
06:30	17	6	23
06:45	27	4	31
07:00	26	6	32
=====	=====	=====	=====
Hour Totals	82	19	101
07:15	31	8	39
07:30	40	9	49
07:45	43	11	54
08:00	45	14	59
=====	=====	=====	=====
Hour Totals	159	42	201
08:15	40	13	53
08:30	42	21	63
08:45	42	14	56
09:00	51	16	67
=====	=====	=====	=====
Hour Totals	175	64	239
09:15	32	25	57
09:30	26	20	46
09:45	33	24	57
10:00	45	23	68
=====	=====	=====	=====
Hour Totals	136	92	228
10:15	37	22	59
10:30	51	21	72
10:45	45	28	73
11:00	48	33	81
=====	=====	=====	=====
Hour Totals	181	104	285
11:15	41	28	69
11:30	54	21	75
11:45	37	42	79
12:00	53	18	71
=====	=====	=====	=====
Hour Totals	185	109	294
12:15	68	39	107
12:30	64	35	99
12:45	59	32	91

\*\*\*\*\*

TRAFFIC COUNTS  
GREINER INC.  
Volume by Lane Report

Page 3

\*\*\*\*\*  
Data File : D1015002.PRN  
Station : 000000000017  
Identification : 000000000017  
\*\*\*\*\*

Lanes 1-2 are East/West Combined

-----  
Mon - Oct 15, 90

Lane	1	2	Total
-----	-----	-----	-----
13:00	53	38	91
=====	=====	=====	=====
Hour Totals	244	144	388
13:15	46	34	80
13:30	76	29	105
13:45	51	33	84
14:00	70	27	97
=====	=====	=====	=====
Hour Totals	243	123	366
14:15	63	29	92
14:30	53	33	86
14:45	50	33	83
15:00	53	39	92
=====	=====	=====	=====
Hour Totals	219	134	353
15:15	55	31	86
15:30	64	30	94
15:45	74	51	125
16:00	79	61	140
=====	=====	=====	=====
Hour Totals	272	173	445
16:15	73	50	123
16:30	81	70	151
16:45	59	113	172
17:00	104	113	217
=====	=====	=====	=====
Hour Totals	317	346	663
17:15	99	147	246
17:30	92	92	184
17:45	76	127	203
18:00	43	96	139
=====	=====	=====	=====
Hour Totals	310	462	772
18:15	74	61	135
18:30	56	42	98
18:45	52	43	95
19:00	52	24	76
=====	=====	=====	=====
Hour Totals	234	170	404

\*\*\*\*\*

TRAFFIC COUNTS  
GREINER INC.  
Volume by Lane Report

Page 4

\*\*\*\*\*  
Data File : D1015002.PRN  
Station : 000000000017  
Identification : 000000000017  
\*\*\*\*\*

Lanes 1-2 are East/West Combined  
-----

Mon - Oct 15, 90

Lane	1	2	Total
-----	-----	-----	-----
19:15	58	27	85
19:30	33	25	58
19:45	31	20	51
20:00	32	25	57
=====	=====	=====	=====
Hour Totals	154	97	251
20:15	31	14	45
20:30	29	11	40
20:45	33	13	46
21:00	38	13	51
=====	=====	=====	=====
Hour Totals	131	51	182
21:15	32	18	50
21:30	39	14	53
21:45	31	12	43
22:00	17	6	23
=====	=====	=====	=====
Hour Totals	119	50	169
22:15	14	12	26
22:30	10	8	18
22:45	20	10	30
23:00	12	7	19
=====	=====	=====	=====
Hour Totals	56	37	93
23:15	8	3	11
23:30	5	2	7
23:45	16	5	21
24:00	11	2	13
=====	=====	=====	=====
Hour Totals	40	12	52
Grand Totals	3343	2265	5608
Percentages	59.6	40.4	

\*\*\*\*\*

SECTION 1C

Greiner, Inc.  
Traffic Counts  
Volume by Lane Report

Page 1:

\*\*\*\*\*  
Data File : D1009006.PRN  
Station : 000000000007 Count ratio : 2.00  
Identification : 000000000007 Interval : 15 minutes  
Start date : Oct 9, 90 Start time : 00:00  
Stop date : Oct 9, 90 Stop time : 24:00  
City/Town : TAMPA County : HILLSBOROUGH  
Location : I-275 EB RAMPs to 1=EISENHOWER 2=CYPRESS  
\*\*\*\*\*  
Lanes 1-2 are Eastbound

Tue - Oct 9, 90

Lane	1	2	Total
00:15	34	1	35
00:30	25	1	26
00:45	14	1	15
01:00	20	0	20
===== Hour Totals	93	3	96
01:15	15	0	15
01:30	23	2	25
01:45	12	2	14
02:00	11	0	11
===== Hour Totals	61	4	65
02:15	6	2	8
02:30	5	3	8
02:45	4	0	4
03:00	10	0	10
===== Hour Totals	25	5	30
03:15	12	2	14
03:30	11	0	11
03:45	11	1	12
04:00	6	1	7
===== Hour Totals	40	4	44
04:15	4	0	4
04:30	12	2	14
04:45	15	0	15
05:00	18	3	21
===== Hour Totals	49	5	54
05:15	11	3	14
05:30	29	2	31
05:45	41	7	48
06:00	73	12	85
===== Hour Totals	154	24	178

\*\*\*\*\*



Greiner, Inc.  
Traffic Counts  
Volume by Lane Report

Page 14

\*\*\*\*\*  
Data File : D1009006.PRN  
Station : 000000000007  
Identification : 000000000007  
\*\*\*\*\*

Lanes 1-2 are Eastbound

Tue - Oct 9, 90

Lane	1	2	Total
06:15	82	10	92
06:30	108	13	121
06:45	125	20	145
07:00	124	34	158
Hour Totals	439	77	516
07:15	207	65	272
07:30	219	116	335
07:45	241	98	339
08:00	233	151	384
Hour Totals	900	430	1330
08:15	216	132	348
08:30	175	117	292
08:45	166	100	266
09:00	136	69	205
Hour Totals	693	418	1111
09:15	108	58	166
09:30	113	56	169
09:45	95	30	125
10:00	99	36	135
Hour Totals	415	180	595
10:15	116	22	138
10:30	118	22	140
10:45	160	26	186
11:00	177	25	202
Hour Totals	571	95	666
11:15	162	31	193
11:30	149	24	173
11:45	162	21	183
12:00	162	23	185
Hour Totals	635	99	734
12:15	157	25	182
12:30	135	21	156
12:45	121	21	142

\*\*\*\*\*

Greiner, Inc.  
Traffic Counts  
Volume by Lane Report

Page 15

\*\*\*\*\*  
Data File : D1009006.PRN  
Station : 000000000007  
Identification : 000000000007  
\*\*\*\*\*  
Lanes 1-2 are Eastbound

Tue - Oct 9, 90

Lane	1	2	Total
-----	-----	-----	-----
13:00	130	28	158
=====	=====	=====	=====
Hour Totals	543	95	638
13:15	135	18	153
13:30	135	26	161
13:45	147	18	165
14:00	116	17	133
=====	=====	=====	=====
Hour Totals	533	79	612
14:15	126	22	148
14:30	157	29	186
14:45	131	18	149
15:00	170	18	188
=====	=====	=====	=====
Hour Totals	584	87	671
15:15	149	25	174
15:30	180	18	198
15:45	169	20	189
16:00	183	23	206
=====	=====	=====	=====
Hour Totals	681	86	767
16:15	190	20	210
16:30	193	19	212
16:45	195	27	222
17:00	228	24	252
=====	=====	=====	=====
Hour Totals	806	90	896
17:15	192	19	211
17:30	242	17	259
17:45	225	20	245
18:00	176	17	193
=====	=====	=====	=====
Hour Totals	835	73	908
18:15	188	14	202
18:30	198	10	208
18:45	137	7	144
19:00	126	8	134
=====	=====	=====	=====
Hour Totals	649	39	688

\*\*\*\*\*

Greiner, Inc.  
Traffic Counts  
Volume by Lane Report

Page 16

\*\*\*\*\*  
Data File : D1009006.PRN  
Station : 000000000007  
Identification : 000000000007  
\*\*\*\*\*

Lanes 1-2 are Eastbound

Tue - Oct 9, 90

Lane	1	2	Total
-----	-----	-----	-----
19:15	108	9	117
19:30	86	5	91
19:45	90	14	104
20:00	87	13	100
=====	=====	=====	=====
Hour Totals	371	41	412
20:15	71	3	74
20:30	84	5	89
20:45	81	7	88
21:00	71	2	73
=====	=====	=====	=====
Hour Totals	307	17	324
21:15	66	6	72
21:30	74	3	77
21:45	73	0	73
22:00	50	6	56
=====	=====	=====	=====
Hour Totals	263	15	278
22:15	49	3	52
22:30	63	3	66
22:45	40	6	46
23:00	38	4	42
=====	=====	=====	=====
Hour Totals	190	16	206
23:15	29	0	29
23:30	31	0	31
23:45	34	0	34
24:00	28	2	30
=====	=====	=====	=====
Hour Totals	122	2	124
Grand Totals	9959	1984	11943
Percentages	83.4	16.6	

\*\*\*\*\*

Greiner, Inc.  
Traffic Counts  
Volume by Lane Report

Page 32

```
*****
Data File       : D1010009.PRN
Station        : 000000000007          Count ratio : 2.00
Identification : 000000000007          Interval    : 15 minutes
Start date     : Oct 10, 90             Start time   : 00:00
Stop date      : Oct 10, 90             Stop time    : 24:00
City/Town      : TAMPA                  County       : HILLSBOROUGH
Location       : I-275 EB RAMPs to 1=EISENHOWER 2=CYPRESS
*****
```

Lanes 1-2 are Eastbound

Wed - Oct 10, 90

Lane	1	2	Total
00:15	20	1	21
00:30	25	2	27
00:45	13	3	16
01:00	14	1	15
====	====	====	====
Hour Totals	72	7	79
01:15	13	0	13
01:30	6	0	6
01:45	21	0	21
02:00	12	2	14
====	====	====	====
Hour Totals	52	2	54
02:15	10	0	10
02:30	3	2	5
02:45	5	0	5
03:00	10	0	10
====	====	====	====
Hour Totals	28	2	30
03:15	4	0	4
03:30	2	0	2
03:45	4	0	4
04:00	14	0	14
====	====	====	====
Hour Totals	24	0	24
04:15	5	2	7
04:30	8	2	10
04:45	15	2	17
05:00	19	1	20
====	====	====	====
Hour Totals	47	7	54
05:15	23	3	26
05:30	35	2	37
05:45	31	4	35
06:00	54	7	61
====	====	====	====
Hour Totals	143	16	159

\*\*\*\*\*

Greiner, Inc.  
Traffic Counts  
Volume by Lane Report

Page 32

\*\*\*\*\*  
Data File : D1010009.PRN  
Station : 000000000007  
Identification : 000000000007  
\*\*\*\*\*  
Lanes 1-2 are Eastbound

Wed - Oct 10, 90

Lane	1	2	Total
06:15	95	8	103
06:30	87	7	94
06:45	130	26	156
07:00	171	54	225
===== Hour Totals	483	95	578
07:15	168	74	242
07:30	206	101	307
07:45	207	91	298
08:00	217	151	368
===== Hour Totals	798	417	1215
08:15	174	113	287
08:30	184	137	321
08:45	153	85	238
09:00	149	73	222
===== Hour Totals	660	408	1068
09:15	116	54	170
09:30	116	47	163
09:45	102	31	133
10:00	98	33	131
===== Hour Totals	432	165	597
10:15	107	28	135
10:30	127	21	148
10:45	124	25	149
11:00	129	22	151
===== Hour Totals	487	96	583
11:15	122	24	146
11:30	148	34	182
11:45	134	32	166
12:00	129	21	150
===== Hour Totals	533	111	644
12:15	139	18	157
12:30	143	29	172
12:45	154	27	181

\*\*\*\*\* \*

Greiner, Inc.  
Traffic Counts  
Volume by Lane Report

Page 34

\*\*\*\*\*  
Data File : D1010009.PRN  
Station : 000000000007  
Identification : 000000000007  
\*\*\*\*\*  
Lanes 1-2 are Eastbound

-----  
Wed - Oct 10, 90

Lane	1	2	Total
-----	-----	-----	-----
13:00	112	21	133
=====	=====	=====	=====
Hour Totals	548	95	643
13:15	115	19	134
13:30	121	22	143
13:45	126	28	154
14:00	119	19	138
=====	=====	=====	=====
Hour Totals	481	88	569
14:15	128	18	146
14:30	141	21	162
14:45	136	30	166
15:00	136	25	161
=====	=====	=====	=====
Hour Totals	541	94	635
15:15	147	21	168
15:30	118	22	140
15:45	101	18	119
16:00	233	25	258
=====	=====	=====	=====
Hour Totals	599	86	685
16:15	221	24	245
16:30	149	15	164
16:45	235	16	251
17:00	238	27	265
=====	=====	=====	=====
Hour Totals	843	82	925
17:15	200	16	216
17:30	209	23	232
17:45	174	19	193
18:00	198	17	215
=====	=====	=====	=====
Hour Totals	781	75	856
18:15	155	13	168
18:30	219	31	250
18:45	144	22	166
19:00	101	14	115
=====	=====	=====	=====
Hour Totals	619	80	699

\*\*\*\*\*

Greiner, Inc.  
Traffic Counts  
Volume by Lane Report

Page 35

\*\*\*\*\*  
Data File : D1010009.PRN  
Station : 000000000007  
Identification : 000000000007  
\*\*\*\*\*

Lanes 1-2 are Eastbound

Wed - Oct 10, 90

Lane	1	2	Total
19:15	83	10	93
19:30	128	15	143
19:45	78	11	89
20:00	105	4	109
===== Hour Totals	394	40	434
20:15	84	6	90
20:30	83	4	87
20:45	78	3	81
21:00	73	6	79
===== Hour Totals	318	19	337
21:15	55	4	59
21:30	77	4	81
21:45	73	2	75
22:00	61	4	65
===== Hour Totals	266	14	280
22:15	54	5	59
22:30	44	5	49
22:45	52	0	52
23:00	54	4	58
===== Hour Totals	204	14	218
23:15	41	2	43
23:30	41	6	47
23:45	53	3	56
24:00	27	4	31
===== Hour Totals	162	15	177
===== Grand Totals	9515	2028	11543
Percentages	82.4	17.6	

\*\*\*\*\*

Greiner, Inc.  
Traffic Counts  
Volume by Lane Report

Page 33

```
*****
Data File      : D1011009.PRN
Station       : 000000000007
Identification : 000000000007
Start date    : Oct 11, 90
Stop date     : Oct 11, 90
City/Town     : TAMPA
Location      : I-275 EB RAMP'S to 1=EISENHOWER 2=CYPRESS
Count ratio   : 2.00
Interval      : 15 minutes
Start time    : 00:00
Stop time     : 24:00
County        : HILLSBOROUGH
*****
Lanes 1-2 are Eastbound
*****
```

-----  
Thu - Oct 11, 90

Lane	1	2	Total
00:15	26	1	27
00:30	25	3	28
00:45	16	1	17
01:00	25	3	28
====	====	====	====
Hour Totals	92	8	100
01:15	17	2	19
01:30	17	0	17
01:45	16	0	16
02:00	14	3	17
====	====	====	====
Hour Totals	64	5	69
02:15	16	1	17
02:30	9	0	9
02:45	7	1	8
03:00	10	1	11
====	====	====	====
Hour Totals	42	3	45
03:15	6	0	6
03:30	14	1	15
03:45	7	0	7
04:00	11	1	12
====	====	====	====
Hour Totals	38	2	40
04:15	3	0	3
04:30	11	2	13
04:45	13	2	15
05:00	20	3	23
====	====	====	====
Hour Totals	47	7	54
05:15	16	5	21
05:30	33	3	36
05:45	46	3	49
06:00	55	6	61
====	====	====	====
Hour Totals	150	17	167

\*\*\*\*\*



Greiner, Inc.  
Traffic Counts  
Volume by Lane Report

Page 34

\*\*\*\*\*  
Data File : D1011009.PRN  
Station : 000000000007  
Identification : 000000000007  
\*\*\*\*\*

Lanes 1-2 are Eastbound

-----  
Thu - Oct 11, 90

Lane	1	2	Total
-----	-----	-----	-----
06:15	91	7	98
06:30	96	11	107
06:45	92	23	115
07:00	140	39	179
=====	=====	=====	=====
Hour Totals	419	80	499
07:15	131	48	179
07:30	135	76	211
07:45	179	84	263
08:00	175	85	260
=====	=====	=====	=====
Hour Totals	620	293	913
08:15	155	97	252
08:30	132	69	201
08:45	133	75	208
09:00	103	72	175
=====	=====	=====	=====
Hour Totals	523	313	836
09:15	87	33	120
09:30	77	42	119
09:45	75	30	105
10:00	75	28	103
=====	=====	=====	=====
Hour Totals	314	133	447
10:15	82	31	113
10:30	109	20	129
10:45	129	31	160
11:00	106	19	125
=====	=====	=====	=====
Hour Totals	426	101	527
11:15	99	22	121
11:30	140	19	159
11:45	88	22	110
12:00	117	19	136
=====	=====	=====	=====
Hour Totals	444	82	526
12:15	103	22	125
12:30	107	14	121
12:45	111	16	127

\*\*\*\*\*

Greiner, Inc.  
Traffic Counts  
Volume by Lane Report

Page 35

\*\*\*\*\*  
Data File : D1011009.PRN  
Station : 000000000007  
Identification : 000000000007  
\*\*\*\*\*

Lanes 1-2 are Eastbound

-----  
Thu - Oct 11, 90

Lane	1	2	Total
-----	-----	-----	-----
13:00	104	20	124
=====	=====	=====	=====
Hour Totals	425	72	497
13:15	110	19	129
13:30	102	17	119
13:45	103	29	132
14:00	109	19	128
=====	=====	=====	=====
Hour Totals	424	84	508
14:15	101	18	119
14:30	85	20	105
14:45	129	22	151
15:00	136	15	151
=====	=====	=====	=====
Hour Totals	451	75	526
15:15	122	20	142
15:30	136	16	152
15:45	147	14	161
16:00	162	18	180
=====	=====	=====	=====
Hour Totals	567	68	635
16:15	142	17	159
16:30	129	18	147
16:45	208	9	217
17:00	180	11	191
=====	=====	=====	=====
Hour Totals	659	55	714
17:15	151	22	173
17:30	206	16	222
17:45	195	20	215
18:00	178	11	189
=====	=====	=====	=====
Hour Totals	730	69	799
18:15	166	9	175
18:30	132	13	145
18:45	136	10	146
19:00	95	8	103
=====	=====	=====	=====
Hour Totals	529	40	569

\*\*\*\*\*

Greiner, Inc.  
Traffic Counts  
Volume by Lane Report

Page 36

\*\*\*\*\*  
Data File : D1011009.PRN  
Station : 000000000007  
Identification : 000000000007  
\*\*\*\*\*  
Lanes 1-2 are Eastbound

Thu - Oct 11, 90

Lane	1	2	Total
19:15	109	14	123
19:30	88	8	96
19:45	77	8	85
20:00	88	6	94
Hour Totals	362	36	398
20:15	89	6	95
20:30	74	3	77
20:45	79	5	84
21:00	68	6	74
Hour Totals	310	20	330
21:15	69	3	72
21:30	64	3	67
21:45	76	7	83
22:00	63	5	68
Hour Totals	272	18	290
22:15	52	5	57
22:30	43	2	45
22:45	51	2	53
23:00	49	3	52
Hour Totals	195	12	207
23:15	35	1	36
23:30	54	3	57
23:45	36	6	42
24:00	39	4	43
Hour Totals	164	14	178
Grand Totals	8267	1607	9874
Percentages	83.7	16.3	

\*\*\*\*\*

Greiner, Inc.  
Traffic Counts  
Volume by Lane Report

Page 1

\*\*\*\*\*  
Data File : D1012003.PRN  
Station : 000000000007 Count ratio : 2.00  
Identification : 000000000007 Interval : 15 minutes  
Start date : Oct 12, 90 Start time : 00:00  
Stop date : Oct 12, 90 Stop time : 24:00  
City/Town : TAMPA County : HILLSBOROUGH  
Location : I-275 EB RAMPs to 1=EISENHOWER 2=CYPRESS  
\*\*\*\*\*

Lane 1 is Eastbound - Lane 2 is Westbound  
-----

Fri - Oct 12, 90

Lane	1	2	Total
00:15	27	0	27
00:30	21	0	21
00:45	22	1	23
01:00	20	0	20
===== Hour Totals	90	1	91
01:15	16	0	16
01:30	16	4	20
01:45	21	0	21
02:00	19	2	21
===== Hour Totals	72	6	78
02:15	13	0	13
02:30	8	0	8
02:45	7	0	7
03:00	7	0	7
===== Hour Totals	35	0	35
03:15	6	1	7
03:30	6	0	6
03:45	3	0	3
04:00	9	0	9
===== Hour Totals	24	1	25
04:15	3	1	4
04:30	10	2	12
04:45	16	2	18
05:00	23	3	26
===== Hour Totals	52	8	60
05:15	22	2	24
05:30	33	4	37
05:45	44	8	52
06:00	74	7	81
===== Hour Totals	173	21	194

\*\*\*\*\*

1-69

Greiner, Inc.  
Traffic Counts  
Volume by Lane Report

Page 2

\*\*\*\*\*  
Data File : D1012003.PRN  
Station : 000000000007  
Identification : 000000000007  
\*\*\*\*\*

Lane 1 is Eastbound - Lane 2 is Westbound

Fri - Oct 12, 90

Lane	1	2	Total
06:15	82	5	87
06:30	108	7	115
06:45	117	27	144
07:00	153	40	193
===== Hour Totals	460	79	539
07:15	176	60	236
07:30	193	109	302
07:45	207	102	309
08:00	230	139	369
===== Hour Totals	806	410	1216
08:15	210	107	317
08:30	189	122	311
08:45	164	95	259
09:00	145	86	231
===== Hour Totals	708	410	1118
09:15	146	59	205
09:30	123	41	164
09:45	126	39	165
10:00	114	42	156
===== Hour Totals	509	181	690
10:15	122	26	148
10:30	144	40	184
10:45	138	26	164
11:00	151	24	175
===== Hour Totals	555	116	671
11:15	164	29	193
11:30	171	32	203
11:45	186	27	213
12:00	181	33	214
===== Hour Totals	702	121	823
12:15	152	27	179
12:30	160	18	178
12:45	131	22	153

\*\*\*\*\*

Greiner, Inc.  
Traffic Counts  
Volume by Lane Report

Page 2

\*\*\*\*\*  
Data File : D1012003.PRN  
Station : 000000000007  
Identification : 000000000007  
\*\*\*\*\*

Lane 1 is Eastbound - Lane 2 is Westbound  
-----

Fri - Oct 12, 90

Lane	1	2	Total
-----	-----	-----	-----
13:00	153	21	174
=====	=====	=====	=====
Hour Totals	596	88	684
13:15	111	16	127
13:30	110	10	120
13:45	164	28	192
14:00	156	23	179
=====	=====	=====	=====
Hour Totals	541	77	618
14:15	136	21	157
14:30	154	22	176
14:45	174	21	195
15:00	170	20	190
=====	=====	=====	=====
Hour Totals	634	84	718
15:15	175	19	194
15:30	153	15	168
15:45	181	17	198
16:00	196	15	211
=====	=====	=====	=====
Hour Totals	705	66	771
16:15	199	14	213
16:30	251	19	270
16:45	198	10	208
17:00	223	17	240
=====	=====	=====	=====
Hour Totals	871	60	931
17:15	176	19	195
17:30	228	17	245
17:45	227	18	245
18:00	193	12	205
=====	=====	=====	=====
Hour Totals	824	66	890
18:15	165	8	173
18:30	175	12	187
18:45	117	9	126
19:00	144	7	151
=====	=====	=====	=====
Hour Totals	601	36	637

\*\*\*\*\*

Greiner, Inc.  
Traffic Counts  
Volume by Lane Report

Page 4

\*\*\*\*\*

Data File : D1012003.PRN  
Station : 000000000007  
Identification : 000000000007

\*\*\*\*\*

Lane 1 is Eastbound - Lane 2 is Westbound

Fri - Oct 12, 90

Lane	1	2	Total
-----	-----	-----	-----
19:15	96	13	109
19:30	112	10	122
19:45	101	6	107
20:00	115	4	119
=====	=====	=====	=====
Hour Totals	424	33	457
20:15	103	5	108
20:30	89	4	93
20:45	89	4	93
21:00	78	7	85
=====	=====	=====	=====
Hour Totals	359	20	379
21:15	62	2	64
21:30	97	1	98
21:45	84	6	90
22:00	86	9	95
=====	=====	=====	=====
Hour Totals	329	18	347
22:15	67	7	74
22:30	59	3	62
22:45	76	1	77
23:00	63	3	66
=====	=====	=====	=====
Hour Totals	265	14	279
23:15	59	2	61
23:30	71	2	73
23:45	45	7	52
24:00	46	3	49
=====	=====	=====	=====
Hour Totals	221	14	235
Grand Totals	10556	1930	12486
Percentages	84.5	15.5	

\*\*\*\*\*

Greiner, Inc.  
Traffic Counts  
Volume by Lane Report

Page 1

```
*****
Data File       : D1013002.PRN
Station        : 0000000000007          Count ratio : 2.00
Identification : 0000000000007          Interval    : 15 minutes
Start date     : Oct 13, 90             Start time   : 00:00
Stop date      : Oct 13, 90             Stop time    : 24:00
City/Town      : TAMPA                  County       : HILLSBOROUGH
Location       : I-275 EB RAMPs to 1=EISENHOWER 2=CYPRESS
*****
Lane 1 is Eastbound - Lane 2 is Westbound
*****
```

Sat - Oct 13, 90

Lane	1	2	Total
00:15	34	2	36
00:30	28	1	29
00:45	29	0	29
01:00	29	1	30
Hour Totals	120	4	124
01:15	25	2	27
01:30	22	0	22
01:45	27	1	28
02:00	21	1	22
Hour Totals	95	4	99
02:15	12	0	12
02:30	10	0	10
02:45	9	0	9
03:00	14	0	14
Hour Totals	45	0	45
03:15	11	0	11
03:30	5	0	5
03:45	6	1	7
04:00	11	0	11
Hour Totals	33	1	34
04:15	9	0	9
04:30	8	2	10
04:45	23	1	24
05:00	9	2	11
Hour Totals	49	5	54
05:15	25	3	28
05:30	27	3	30
05:45	29	5	34
06:00	45	9	54
Hour Totals	126	20	146

\*\*\*\*\*

1-73



Greiner, Inc.  
Traffic Counts  
Volume by Lane Report

Page 2

\*\*\*\*\*  
Data File : D1013002.PRN  
Station : 000000000007  
Identification : 000000000007  
\*\*\*\*\*

Lane 1 is Eastbound - Lane 2 is Westbound  
-----

Sat - Oct 13, 90

Lane	1	2	Total
06:15	61	5	66
06:30	53	13	66
06:45	75	17	92
07:00	90	24	114
===== Hour Totals	279	59	338
07:15	70	23	93
07:30	78	42	120
07:45	84	41	125
08:00	93	56	149
===== Hour Totals	325	162	487
08:15	76	39	115
08:30	74	48	122
08:45	84	49	133
09:00	79	47	126
===== Hour Totals	313	183	496
09:15	93	38	131
09:30	84	27	111
09:45	81	25	106
10:00	99	36	135
===== Hour Totals	357	126	483
10:15	80	17	97
10:30	97	27	124
10:45	137	26	163
11:00	141	22	163
===== Hour Totals	455	92	547
11:15	133	24	157
11:30	94	18	112
11:45	159	23	182
12:00	108	20	128
===== Hour Totals	494	85	579
12:15	123	22	145
12:30	112	13	125
12:45	110	18	128

\*\*\*\*\*

Greiner, Inc.  
Traffic Counts  
Volume by Lane Report

Page 3

\*\*\*\*\*  
Data File : D1013002.PRN  
Station : 000000000007  
Identification : 000000000007  
\*\*\*\*\*

Lane 1 is Eastbound - Lane 2 is Westbound  
-----

Sat - Oct 13, 90

Lane	1	2	Total
-----	-----	-----	-----
13:00	111	15	126
=====	=====	=====	=====
Hour Totals	456	68	524
13:15	102	14	116
13:30	107	10	117
13:45	123	21	144
14:00	117	17	134
=====	=====	=====	=====
Hour Totals	449	62	511
14:15	102	16	118
14:30	116	17	133
14:45	131	16	147
15:00	128	15	143
=====	=====	=====	=====
Hour Totals	477	64	541
15:15	131	14	145
15:30	115	11	126
15:45	136	13	149
16:00	147	11	158
=====	=====	=====	=====
Hour Totals	529	49	578
16:15	149	10	159
16:30	188	14	202
16:45	149	8	157
17:00	167	13	180
=====	=====	=====	=====
Hour Totals	653	45	698
17:15	132	14	146
17:30	171	13	184
17:45	170	13	183
18:00	145	9	154
=====	=====	=====	=====
Hour Totals	618	49	667
18:15	124	6	130
18:30	131	9	140
18:45	112	7	119
19:00	108	5	113
=====	=====	=====	=====
Hour Totals	475	27	502

\*\*\*\*\*

Greiner, Inc.  
Traffic Counts  
Volume by Lane Report

Page 4

\*\*\*\*\*

Data File : D1013002.PRN  
Station : 000000000007  
Identification : 000000000007

\*\*\*\*\*

Lane 1 is Eastbound - Lane 2 is Westbound

Sat - Oct 13, 90

Lane	1	2	Total
-----	-----	-----	-----
19:15	82	10	92
19:30	84	7	91
19:45	76	5	81
20:00	86	3	89
=====	=====	=====	=====
Hour Totals	328	25	353
20:15	77	4	81
20:30	67	3	70
20:45	66	3	69
21:00	59	5	64
=====	=====	=====	=====
Hour Totals	269	15	284
21:15	47	1	48
21:30	73	1	74
21:45	74	4	78
22:00	62	7	69
=====	=====	=====	=====
Hour Totals	256	13	269
22:15	50	5	55
22:30	43	1	44
22:45	56	0	56
23:00	47	1	48
=====	=====	=====	=====
Hour Totals	196	7	203
23:15	43	1	44
23:30	54	0	54
23:45	36	2	38
24:00	35	4	39
=====	=====	=====	=====
Hour Totals	168	7	175
Grand Totals	7565	1172	8737
Percentages	86.6	13.4	

\*\*\*\*\*

Greiner, Inc.  
Traffic Counts  
Volume by Lane Report

Page 1

\*\*\*\*\*  
Data File : D1014004.PRN  
Station : 000000000007 Count ratio : 2.00  
Identification : 000000000007 Interval : 15 minutes  
Start date : Oct 14, 90 Start time : 00:00  
Stop date : Oct 14, 90 Stop time : 24:00  
City/Town : TAMPA County : HILLSBOROUGH  
Location : I-275 EB RAMPs to 1=EISENHOWER 2=CYPRESS  
\*\*\*\*\*

Lane 1 is Eastbound - Lane 2 is Westbound  
-----

Sun - Oct 14, 90

Lane	1	2	Total
00:15	27	12	39
00:30	23	1	24
00:45	14	1	15
01:00	10	1	11
=====	=====	=====	=====
Hour Totals	74	15	89
01:15	5	0	5
01:30	4	0	4
01:45	5	2	7
02:00	3	1	4
=====	=====	=====	=====
Hour Totals	17	3	20
02:15	7	0	7
02:30	6	0	6
02:45	8	1	9
03:00	3	0	3
=====	=====	=====	=====
Hour Totals	24	1	25
03:15	1	1	2
03:30	0	0	0
03:45	3	0	3
04:00	2	1	3
=====	=====	=====	=====
Hour Totals	6	2	8
04:15	4	1	5
04:30	5	0	5
04:45	10	1	11
05:00	15	2	17
=====	=====	=====	=====
Hour Totals	34	4	38
05:15	17	0	17
05:30	29	2	31
05:45	38	4	42
06:00	67	3	70
=====	=====	=====	=====
Hour Totals	151	9	160

\*\*\*\*\*

Greiner, Inc.  
Traffic Counts  
Volume by Lane Report

Page 2

\*\*\*\*\*  
Data File : D1014004.PRN  
Station : 000000000007  
Identification : 000000000007  
\*\*\*\*\*

Lane 1 is Eastbound - Lane 2 is Westbound  
-----

Sun - Oct 14, 90

Lane	1	2	Total
06:15	58	6	64
06:30	79	11	90
06:45	102	18	120
07:00	131	38	169
===== Hour Totals	370	73	443
07:15	139	57	196
07:30	164	82	246
07:45	163	78	241
08:00	194	114	308
===== Hour Totals	660	331	991
08:15	159	92	251
08:30	133	104	237
08:45	131	82	213
09:00	100	49	149
===== Hour Totals	523	327	850
09:15	98	35	133
09:30	80	38	118
09:45	82	25	107
10:00	85	20	105
===== Hour Totals	345	118	463
10:15	83	14	97
10:30	93	23	116
10:45	89	17	106
11:00	129	20	149
===== Hour Totals	394	74	468
11:15	125	24	149
11:30	68	10	78
11:45	76	13	89
12:00	141	25	166
===== Hour Totals	410	72	482
12:15	152	31	183
12:30	109	24	133
12:45	100	19	119

\*\*\*\*\*

Greiner, Inc.  
Traffic Counts  
Volume by Lane Report

Page 1

\*\*\*\*\*

Data File : D1014004.PRN  
Station : 0000000000007  
Identification : 0000000000007

\*\*\*\*\*

Lane 1 is Eastbound - Lane 2 is Westbound

Sun - Oct 14, 90

Lane	1	2	Total
-----	-----	-----	-----
13:00	98	14	112
=====	=====	=====	=====
Hour Totals	459	88	547
13:15	103	19	122
13:30	84	20	104
13:45	108	19	127
14:00	96	9	105
=====	=====	=====	=====
Hour Totals	391	67	458
14:15	93	15	108
14:30	105	17	122
14:45	101	20	121
15:00	76	11	87
=====	=====	=====	=====
Hour Totals	375	63	438
15:15	92	7	99
15:30	113	8	121
15:45	146	7	153
16:00	142	2	144
=====	=====	=====	=====
Hour Totals	493	24	517
16:15	163	3	166
16:30	146	3	149
16:45	157	5	162
17:00	153	3	156
=====	=====	=====	=====
Hour Totals	619	14	633
17:15	134	5	139
17:30	122	4	126
17:45	147	4	151
18:00	119	5	124
=====	=====	=====	=====
Hour Totals	522	18	540
18:15	134	4	138
18:30	102	3	105
18:45	164	12	176
19:00	98	6	104
=====	=====	=====	=====
Hour Totals	498	25	523

\*\*\*\*\*

Greiner, Inc.  
Traffic Counts  
Volume by Lane Report

Page 4

\*\*\*\*\*

Data File : D1014004.PRN  
Station : 000000000007  
Identification : 000000000007

\*\*\*\*\*

Lane 1 is Eastbound - Lane 2 is Westbound

Sun - Oct 14, 90

Lane	1	2	Total
-----	-----	-----	-----
19:15	85	4	89
19:30	82	4	86
19:45	91	7	98
20:00	104	7	111
=====	=====	=====	=====
Hour Totals	362	22	384
20:15	89	2	91
20:30	109	1	110
20:45	85	3	88
21:00	71	3	74
=====	=====	=====	=====
Hour Totals	354	9	363
21:15	76	4	80
21:30	64	3	67
21:45	77	3	80
22:00	60	5	65
=====	=====	=====	=====
Hour Totals	277	15	292
22:15	54	4	58
22:30	64	1	65
22:45	55	6	61
23:00	60	2	62
=====	=====	=====	=====
Hour Totals	233	13	246
23:15	36	1	37
23:30	42	1	43
23:45	31	3	34
24:00	36	4	40
=====	=====	=====	=====
Hour Totals	145	9	154
Grand Totals	7736	1396	9132
Percentages	84.7	15.3	

\*\*\*\*\*

Greiner, Inc.  
Traffic Counts  
Volume by Lane Report

Page 54

\*\*\*\*\*  
Data File : D1015015.PRN  
Station : 000000000007 Count ratio : 2.00  
Identification : 000000000007 Interval : 15 minutes  
Start date : Oct 15, 90 Start time : 00:00  
Stop date : Oct 15, 90 Stop time : 24:00  
City/Town : TAMPA County : HILLSBOROUGH  
Location : I-275 EB RAMPs to 1=EISENHOWER 2=CYPRESS  
\*\*\*\*\*

Lane 1 is Eastbound - Lane 2 is Westbound  
-----

Mon - Oct 15, 90

Lane	1	2	Total
00:15	36	2	38
00:30	31	2	33
00:45	19	1	20
01:00	13	1	14
=====	=====	=====	=====
Hour Totals	99	6	105
01:15	7	1	8
01:30	6	0	6
01:45	4	0	4
02:00	8	3	11
=====	=====	=====	=====
Hour Totals	25	4	29
02:15	9	1	10
02:30	5	1	6
02:45	12	0	12
03:00	7	0	7
=====	=====	=====	=====
Hour Totals	33	2	35
03:15	3	0	3
03:30	4	0	4
03:45	3	0	3
04:00	8	2	10
=====	=====	=====	=====
Hour Totals	18	2	20
04:15	6	3	9
04:30	7	2	9
04:45	13	1	14
05:00	20	3	23
=====	=====	=====	=====
Hour Totals	46	9	55
05:15	20	1	21
05:30	27	3	30
05:45	50	4	54
06:00	88	5	93
=====	=====	=====	=====
Hour Totals	185	13	198

\*\*\*\*\*



Greiner, Inc.  
Traffic Counts  
Volume by Lane Report

Page 55

\*\*\*\*\*  
Data File : D1015015.PRN  
Station : 0000000000007  
Identification : 0000000000007  
\*\*\*\*\*

Lane 1 is Eastbound - Lane 2 is Westbound

Mon - Oct 15, 90

Lane	1	2	Total
06:15	75	2	77
06:30	101	15	116
06:45	134	24	158
07:00	172	50	222
====	====	====	====
Hour Totals	482	91	573
07:15	183	75	258
07:30	216	108	324
07:45	214	103	317
08:00	254	150	404
====	====	====	====
Hour Totals	867	436	1303
08:15	209	121	330
08:30	175	137	312
08:45	173	108	281
09:00	132	65	197
====	====	====	====
Hour Totals	689	431	1120
09:15	129	46	175
09:30	105	50	155
09:45	108	33	141
10:00	112	27	139
====	====	====	====
Hour Totals	454	156	610
10:15	109	18	127
10:30	123	31	154
10:45	117	23	140
11:00	170	26	196
====	====	====	====
Hour Totals	519	98	617
11:15	164	32	196
11:30	90	13	103
11:45	101	17	118
12:00	185	31	216
====	====	====	====
Hour Totals	540	93	633
12:15	200	41	241
12:30	144	29	173
12:45	132	25	157

\*\*\*\*\* \*

Greiner, Inc.  
Traffic Counts  
Volume by Lane Report

Page 56

\*\*\*\*\*  
Data File : D1015015.PRN  
Station : 000000000007  
Identification : 000000000007  
\*\*\*\*\*

Lane 1 is Eastbound - Lane 2 is Westbound

Mon - Oct 15, 90

Lane	1	2	Total
-----	-----	-----	-----
13:00	129	19	148
=====	=====	=====	=====
Hour Totals	605	114	719
13:15	135	25	160
13:30	111	27	138
13:45	142	25	167
14:00	128	12	140
=====	=====	=====	=====
Hour Totals	516	89	605
14:15	123	20	143
14:30	138	23	161
14:45	133	26	159
15:00	100	14	114
=====	=====	=====	=====
Hour Totals	494	83	577
15:15	102	10	112
15:30	130	21	151
15:45	228	27	255
16:00	239	24	263
=====	=====	=====	=====
Hour Totals	699	82	781
16:15	177	20	197
16:30	201	22	223
16:45	207	19	226
17:00	192	21	213
=====	=====	=====	=====
Hour Totals	777	82	859
17:15	218	19	237
17:30	206	20	226
17:45	224	16	240
18:00	205	13	218
=====	=====	=====	=====
Hour Totals	853	68	921
18:15	143	13	156
18:30	168	14	182
18:45	122	4	126
19:00	129	5	134
=====	=====	=====	=====
Hour Totals	562	36	598

\*\*\*\*\*

Greiner, Inc.  
Traffic Counts  
Volume by Lane Report

Page 57

\*\*\*\*\*  
Data File : D1015015.PRN  
Station : 000000000007  
Identification : 000000000007  
\*\*\*\*\*

Lane 1 is Eastbound - Lane 2 is Westbound

Mon - Oct 15, 90

Lane	1	2	Total
19:15	86	4	90
19:30	80	7	87
19:45	88	6	94
20:00	80	5	85
=====	=====	=====	=====
Hour Totals	334	22	356
20:15	86	4	90
20:30	80	6	86
20:45	63	4	67
21:00	80	4	84
=====	=====	=====	=====
Hour Totals	309	18	327
21:15	73	4	77
21:30	66	6	72
21:45	79	5	84
22:00	70	1	71
=====	=====	=====	=====
Hour Totals	288	16	304
22:15	56	2	58
22:30	55	2	57
22:45	62	0	62
23:00	48	4	52
=====	=====	=====	=====
Hour Totals	221	8	229
23:15	32	1	33
23:30	34	3	37
23:45	38	5	43
24:00	28	1	29
=====	=====	=====	=====
Hour Totals	132	10	142
=====	=====	=====	=====
Grand Totals	9747	1969	11716
Percentages	83.2	16.8	

\*\*\*\*\*



Greiner, Inc.  
Traffic Counts  
Volume by Lane Report

Page

```
*****
Data File       : D1009007.PRN
Station        : 0000000000006
Identification  : 0000000000006
Start date     : Oct 9, 90
Stop date      : Oct 9, 90
City/Town      : TAMPA
Location       : EISENHOWER SB @ I-275 LOOP RAMP 2=RAMP
Interval       : 15 minutes
Start time     : 00:00
Stop time      : 24:00
County         : HILLSBOROUGH
*****
```

Lanes 1-2 are Southbound

Tue - Oct 9, 90

Lane	1	2	Total
00:15	0	71	71
00:30	0	52	52
00:45	0	40	40
01:00	0	36	36
====	====	====	====
Hour Totals	0	199	199
01:15	0	42	42
01:30	0	36	36
01:45	0	39	39
02:00	0	31	31
====	====	====	====
Hour Totals	0	148	148
02:15	0	47	47
02:30	0	42	42
02:45	0	48	48
03:00	0	53	53
====	====	====	====
Hour Totals	0	190	190
03:15	0	47	47
03:30	0	51	51
03:45	0	63	63
04:00	0	68	68
====	====	====	====
Hour Totals	0	229	229
04:15	0	61	61
04:30	0	65	65
04:45	0	69	69
05:00	0	82	82
====	====	====	====
Hour Totals	0	277	277
05:15	0	88	88
05:30	0	94	94
05:45	0	111	111
06:00	0	179	179
====	====	====	====
Hour Totals	0	472	472

\*\*\*\*\*

Greiner, Inc.  
Traffic Counts  
Volume by Lane Report

Page 2

\*\*\*\*\*  
Data File : D1009007.PRN  
Station : 000000000006  
Identification : 000000000006  
\*\*\*\*\*

Lanes 1-2 are Southbound

Tue - Oct 9, 90

Lane	1	2	Total
06:15	0	183	183
06:30	0	245	245
06:45	0	298	298
07:00	0	397	397
===== Hour Totals	0	1123	1123
07:15	0	366	366
07:30	0	472	472
07:45	0	515	515
08:00	0	527	527
===== Hour Totals	0	1880	1880
08:15	0	516	516
08:30	0	519	519
08:45	0	562	562
09:00	0	617	617
===== Hour Totals	0	2214	2214
09:15	0	566	566
09:30	0	543	543
09:45	0	499	499
10:00	0	416	416
===== Hour Totals	0	2024	2024
10:15	0	317	317
10:30	0	308	308
10:45	0	309	309
11:00	0	312	312
===== Hour Totals	0	1246	1246
11:15	0	328	328
11:30	0	331	331
11:45	0	312	312
12:00	0	317	317
===== Hour Totals	0	1288	1288
12:15	0	327	327
12:30	0	331	331
12:45	0	344	344

\*\*\*\*\*

Greiner, Inc.  
Traffic Counts  
Volume by Lane Report

Page 2

\*\*\*\*\*  
Data File : D1009007.PRN  
Station : 000000000006  
Identification : 000000000006  
\*\*\*\*\*

Lanes 1-2 are Southbound

Tue - Oct 9, 90

Lane	1	2	Total
-----	-----	-----	-----
13:00	0	355	355
=====	=====	=====	=====
Hour Totals	0	1357	1357
13:15	0	366	366
13:30	0	325	325
13:45	0	316	316
14:00	0	340	340
=====	=====	=====	=====
Hour Totals	0	1347	1347
14:15	0	341	341
14:30	0	378	378
14:45	0	369	369
15:00	0	355	355
=====	=====	=====	=====
Hour Totals	0	1443	1443
15:15	0	368	368
15:30	0	367	367
15:45	0	366	366
16:00	0	353	353
=====	=====	=====	=====
Hour Totals	0	1454	1454
16:15	0	341	341
16:30	0	324	324
16:45	0	339	339
17:00	0	368	368
=====	=====	=====	=====
Hour Totals	0	1372	1372
17:15	0	377	377
17:30	0	381	381
17:45	0	397	397
18:00	0	411	411
=====	=====	=====	=====
Hour Totals	0	1566	1566
18:15	0	416	416
18:30	0	369	369
18:45	0	302	302
19:00	0	287	287
=====	=====	=====	=====
Hour Totals	0	1374	1374

\*\*\*\*\*

Greiner, Inc.  
Traffic Counts  
Volume by Lane Report

Page 4

\*\*\*\*\*  
Data File : D1009007.PRN  
Station : 000000000006  
Identification : 000000000006  
\*\*\*\*\*

Lanes 1-2 are Southbound

Tue - Oct 9, 90

Lane	1	2	Total
19:15	0	288	288
19:30	0	281	281
19:45	0	266	266
20:00	0	216	216
=====	=====	=====	=====
Hour Totals	0	1051	1051
20:15	0	239	239
20:30	0	224	224
20:45	0	217	217
21:00	0	191	191
=====	=====	=====	=====
Hour Totals	0	871	871
21:15	0	210	210
21:30	0	226	226
21:45	0	172	172
22:00	0	188	188
=====	=====	=====	=====
Hour Totals	0	796	796
22:15	0	167	167
22:30	0	151	151
22:45	0	142	142
23:00	0	134	134
=====	=====	=====	=====
Hour Totals	0	594	594
23:15	0	115	115
23:30	0	78	78
23:45	0	80	80
24:00	0	87	87
=====	=====	=====	=====
Hour Totals	0	360	360
=====	=====	=====	=====
Grand Totals	0	24875	24875
Percentages	0.0	100.0	

\*\*\*\*\* \*



TRAFFIC COUNTS  
GREINER INC.  
Volume by Lane Report

Page 1

```
*****
Data File       : D1010010.FRN
Station        : 0000000000006
Identification  : 0000000000006
Interval       : 15 minutes
Start date     : Oct 10, 90
Start time     : 00:00
Stop date      : Oct 10, 90
Stop time      : 24:00
City/Town      : TAMPA
County         : HILLSBOROUGH
Location       : EISENHOWER SB @ I-275 LOOP RAMP 2=RAMP
*****
```

Lanes 1-2 are Southbound

Wed - Oct 10, 90

Lane	1	2	Total
00:15	0	86	86
00:30	0	50	50
00:45	0	86	86
01:00	0	52	52
Hour Totals	0	274	274
01:15	0	40	40
01:30	0	31	31
01:45	0	27	27
02:00	0	28	28
Hour Totals	0	126	126
02:15	0	40	40
02:30	0	30	30
02:45	0	48	48
03:00	0	34	34
Hour Totals	0	152	152
03:15	0	43	43
03:30	0	37	37
03:45	0	47	47
04:00	0	23	23
Hour Totals	0	150	150
04:15	0	28	28
04:30	0	32	32
04:45	0	40	40
05:00	0	54	54
Hour Totals	0	154	154
05:15	0	98	98
05:30	0	92	92
05:45	0	132	132
06:00	0	196	196
Hour Totals	0	518	518

\*\*\*\*\*

TRAFFIC COUNTS  
GREINER INC.  
Volume by Lane Report

Page 2

```
*****
Data File       : D1010010.FRN
Station        : 0000000000006
Identification : 0000000000006
*****
Lanes 1-2 are Southbound
```

Wed - Oct 10, 90

Lane	1	2	Total
06:15	0	232	232
06:30	0	289	289
06:45	0	393	393
07:00	0	432	432
Hour Totals	0	1346	1346
07:15	0	444	444
07:30	0	448	448
07:45	0	452	452
08:00	0	442	442
Hour Totals	0	1786	1786
08:15	0	461	461
08:30	0	449	449
08:45	0	468	468
09:00	0	452	452
Hour Totals	0	1830	1830
09:15	0	399	399
09:30	0	351	351
09:45	0	377	377
10:00	0	384	384
Hour Totals	0	1511	1511
10:15	0	326	326
10:30	0	281	281
10:45	0	368	368
11:00	0	351	351
Hour Totals	0	1326	1326
11:15	0	348	348
11:30	0	339	339
11:45	0	366	366
12:00	0	342	342
Hour Totals	0	1395	1395
12:15	0	328	328
12:30	0	349	349
12:45	0	304	304

\*\*\*\*\*

TRAFFIC COUNTS  
GREINER INC.  
Volume by Lane Report

Page 3

\*\*\*\*\*

Data File : D1010010.FRN

Station : 0000000000006

Identification : 0000000000006

\*\*\*\*\*

Lanes 1-2 are Southbound

Wed - Oct 10, 90

Lane	1	2	Total
-----	-----	-----	-----
13:00	0	327	327
=====	=====	=====	=====
Hour Totals	0	1308	1308
13:15	0	295	295
13:30	0	324	324
13:45	0	313	313
14:00	0	294	294
=====	=====	=====	=====
Hour Totals	0	1226	1226
14:15	0	306	306
14:30	0	319	319
14:45	0	345	345
15:00	0	325	325
=====	=====	=====	=====
Hour Totals	0	1295	1295
15:15	0	334	334
15:30	0	326	326
15:45	0	437	437
16:00	0	399	399
=====	=====	=====	=====
Hour Totals	0	1496	1496
16:15	0	404	404
16:30	0	394	394
16:45	0	432	432
17:00	0	396	396
=====	=====	=====	=====
Hour Totals	0	1626	1626
17:15	0	445	445
17:30	0	446	446
17:45	0	351	351
18:00	0	344	344
=====	=====	=====	=====
Hour Totals	0	1586	1586
18:15	0	337	337
18:30	0	299	299
18:45	0	306	306
19:00	0	292	292
=====	=====	=====	=====
Hour Totals	0	1234	1234

\*\*\*\*\*

TRAFFIC COUNTS  
GREINER INC.  
Volume by Lane Report

Page 4

```
*****
Data File       : D1010010.FRN
Station        : 0000000000006
Identification  : 0000000000006
*****
Lanes 1-2 are Southbound
```

Wed - Oct 10, 90

Lane	1	2	Total
19:15	0	288	288
19:30	0	295	295
19:45	0	247	247
20:00	0	175	175
Hour Totals	0	1005	1005
20:15	0	213	213
20:30	0	168	168
20:45	0	161	161
21:00	0	152	152
Hour Totals	0	694	694
21:15	0	192	192
21:30	0	202	202
21:45	0	173	173
22:00	0	181	181
Hour Totals	0	748	748
22:15	0	177	177
22:30	0	161	161
22:45	0	155	155
23:00	0	139	139
Hour Totals	0	632	632
23:15	0	116	116
23:30	0	93	93
23:45	0	92	92
24:00	0	92	92
Hour Totals	0	393	393
Grand Totals	0	23811	23811
Percentages	0.0	100.0	

\*\*\*\*\*

TRAFFIC COUNTS  
GREINER INC.  
Volume by Lane Report

Page 1

```
*****
Data File       : D1011010.FRN
Station        : 0000000000006
Identification  : 0000000000006
Interval       : 15 minutes
Start date     : Oct 11, 90
Start time     : 00:00
Stop date      : Oct 11, 90
Stop time      : 24:00
City/Town      : TAMPA
County         : HILLSBOROUGH
Location       : EISENHOWER SB @ I-275 LOOP RAMP 2=RAMP
*****
```

Lanes 1-2 are Southbound

Thu - Oct 11, 90

Lane	1	2	Total
00:15	0	123	123
00:30	0	84	84
00:45	0	59	59
01:00	0	45	45
Hour Totals	0	311	311
01:15	0	59	59
01:30	0	32	32
01:45	0	55	55
02:00	0	36	36
Hour Totals	0	182	182
02:15	0	37	37
02:30	0	47	47
02:45	0	49	49
03:00	0	39	39
Hour Totals	0	172	172
03:15	0	36	36
03:30	0	25	25
03:45	0	47	47
04:00	0	22	22
Hour Totals	0	130	130
04:15	0	32	32
04:30	0	26	26
04:45	0	41	41
05:00	0	63	63
Hour Totals	0	162	162
05:15	0	86	86
05:30	0	89	89
05:45	0	130	130
06:00	0	158	158
Hour Totals	0	463	463

\*\*\*\*\*

1-93

TRAFFIC COUNTS  
GREINER INC.  
Volume by Lane Report

Page 2

\*\*\*\*\*

Data File : D1011010.PRN  
Station : 0000000000006  
Identification : 0000000000006

\*\*\*\*\*

Lanes 1-2 are Southbound

Thu - Oct 11, 90

Lane	1	2	Total
06:15	0	238	238
06:30	0	317	317
06:45	0	400	400
07:00	0	386	386
====	====	====	====
Hour Totals	0	1341	1341
07:15	0	408	408
07:30	0	428	428
07:45	0	428	428
08:00	0	388	388
====	====	====	====
Hour Totals	0	1652	1652
08:15	0	372	372
08:30	0	413	413
08:45	0	415	415
09:00	0	409	409
====	====	====	====
Hour Totals	0	1609	1609
09:15	0	331	331
09:30	0	317	317
09:45	0	275	275
10:00	0	265	265
====	====	====	====
Hour Totals	0	1188	1188
10:15	0	282	282
10:30	0	227	227
10:45	0	250	250
11:00	0	267	267
====	====	====	====
Hour Totals	0	1026	1026
11:15	0	263	263
11:30	0	261	261
11:45	0	260	260
12:00	0	281	281
====	====	====	====
Hour Totals	0	1065	1065
12:15	0	270	270
12:30	0	282	282
12:45	0	296	296

\*\*\*\*\*

TRAFFIC COUNTS  
GREINER INC.  
Volume by Lane Report

Page 3

\*\*\*\*\*  
Data File : D1011010.PRN  
Station : 0000000000006  
Identification : 0000000000006  
\*\*\*\*\*

Lanes 1-2 are Southbound

```

-----
Thu - Oct 11, 90
Lane              1              2              Total
-----
13:00              0              279              279
=====
Hour Totals        0              1127             1127

13:15              0              274              274
13:30              0              296              296
13:45              0              322              322
14:00              0              321              321
=====
Hour Totals        0              1213             1213

14:15              0              279              279
14:30              0              289              289
14:45              0              343              343
15:00              0              286              286
=====
Hour Totals        0              1197             1197

15:15              0              287              287
15:30              0              319              319
15:45              0              386              386
16:00              0              320              320
=====
Hour Totals        0              1312             1312

16:15              0              368              368
16:30              0              325              325
16:45              0              407              407
17:00              0              381              381
=====
Hour Totals        0              1481             1481

17:15              0              418              418
17:30              0              395              395
17:45              0              369              369
18:00              0              315              315
=====
Hour Totals        0              1497             1497

18:15              0              315              315
18:30              0              307              307
18:45              0              268              268
19:00              0              272              272
=====
Hour Totals        0              1162             1162

```

\*\*\*\*\*

TRAFFIC COUNTS  
GREINER INC.  
Volume by Lane Report

Page 4

\*\*\*\*\*  
Data File : D1011010.PRN  
Station : 000000000006  
Identification : 000000000006  
\*\*\*\*\*

Lanes 1-2 are Southbound

Thu - Oct 11, 90

Lane	1	2	Total
-----	-----	-----	-----
19:15	0	284	284
19:30	0	268	268
19:45	0	224	224
20:00	0	200	200
=====	=====	=====	=====
Hour Totals	0	976	976
20:15	0	176	176
20:30	0	178	178
20:45	0	201	201
21:00	0	162	162
=====	=====	=====	=====
Hour Totals	0	717	717
21:15	0	187	187
21:30	0	176	176
21:45	0	191	191
22:00	0	132	132
=====	=====	=====	=====
Hour Totals	0	686	686
22:15	0	171	171
22:30	0	151	151
22:45	0	182	182
23:00	0	151	151
=====	=====	=====	=====
Hour Totals	0	655	655
23:15	0	130	130
23:30	0	128	128
23:45	0	107	107
24:00	0	92	92
=====	=====	=====	=====
Hour Totals	0	457	457
Grand Totals	0	21781	21781
Percentages	0.0	100.0	

\*\*\*\*\*



TRAFFIC COUNTS  
GREINER INC.  
Volume by Lane Report

Page 1

```
*****
Data File       : D1012005.FRN
Station        : 000000000006
Identification  : 000000000006
Interval       : 15 minutes
Start date     : Oct 12, 90
Start time     : 00:00
Stop date      : Oct 12, 90
Stop time      : 24:00
City/Town      : TAMPA
County         : HILLSBOROUGH
Location       : EISENHOWER SB @ I-275 LOOP RAMP 2=RAMP
*****
```

Lanes 1-2 are Southbound

Fri - Oct 12, 90

Lane	1	2	Total
00:15	0	107	107
00:30	0	87	87
00:45	0	83	83
01:00	0	55	55
Hour Totals	0	332	332
01:15	0	53	53
01:30	0	50	50
01:45	0	47	47
02:00	0	51	51
Hour Totals	0	201	201
02:15	0	50	50
02:30	0	27	27
02:45	0	32	32
03:00	0	34	34
Hour Totals	0	143	143
03:15	0	22	22
03:30	0	36	36
03:45	0	43	43
04:00	0	27	27
Hour Totals	0	128	128
04:15	0	35	35
04:30	0	44	44
04:45	0	38	38
05:00	0	68	68
Hour Totals	0	185	185
05:15	0	93	93
05:30	0	102	102
05:45	0	115	115
06:00	0	181	181
Hour Totals	0	491	491

\*\*\*\*\*

TRAFFIC COUNTS  
GREINER INC.  
Volume by Lane Report

Page 2

\*\*\*\*\*  
Data File : D1012005.PRN  
Station : 0000000000006  
Identification : 0000000000006  
\*\*\*\*\*  
Lanes 1-2 are Southbound

Fri - Oct 12, 90

Lane	1	2	Total
06:15	0	215	215
06:30	0	319	319
06:45	0	415	415
07:00	0	390	390
====	====	====	====
Hour Totals	0	1339	1339
07:15	0	461	461
07:30	0	464	464
07:45	0	486	486
08:00	0	440	440
====	====	====	====
Hour Totals	0	1851	1851
08:15	0	455	455
08:30	0	479	479
08:45	0	458	458
09:00	0	412	412
====	====	====	====
Hour Totals	0	1804	1804
09:15	0	370	370
09:30	0	357	357
09:45	0	406	406
10:00	0	364	364
====	====	====	====
Hour Totals	0	1497	1497
10:15	0	330	330
10:30	0	345	345
10:45	0	381	381
11:00	0	356	356
====	====	====	====
Hour Totals	0	1412	1412
11:15	0	357	357
11:30	0	367	367
11:45	0	395	395
12:00	0	391	391
====	====	====	====
Hour Totals	0	1510	1510
12:15	0	360	360
12:30	0	332	332
12:45	0	348	348

\*\*\*\*\*

TRAFFIC COUNTS  
GREINER INC.  
Volume by Lane Report

Page 3

```
*****
Data File       : D1012005.PRN
Station        : 0000000000006
Identification  : 0000000000006
*****
Lanes 1-2 are Southbound
```

```
-----
Fri - Oct 12, 90
Lane           1           2           Total
-----
13:00          0          378          378
=====
Hour Totals    0          1418         1418

13:15          0          366          366
13:30          0          336          336
13:45          0          358          358
14:00          0          367          367
=====
Hour Totals    0          1427         1427

14:15          0          391          391
14:30          0          379          379
14:45          0          450          450
15:00          0          425          425
=====
Hour Totals    0          1645         1645

15:15          0          398          398
15:30          0          415          415
15:45          0          429          429
16:00          0          432          432
=====
Hour Totals    0          1674         1674

16:15          0          422          422
16:30          0          418          418
16:45          0          441          441
17:00          0          395          395
=====
Hour Totals    0          1676         1676

17:15          0          421          421
17:30          0          437          437
17:45          0          363          363
18:00          0          382          382
=====
Hour Totals    0          1603         1603

18:15          0          396          396
18:30          0          419          419
18:45          0          397          397
19:00          0          367          367
=====
Hour Totals    0          1579         1579
```

\*\*\*\*\*

TRAFFIC COUNTS  
GREINER INC.  
Volume by Lane Report

Page 4

\*\*\*\*\*  
Data File : D1012005.PRN  
Station : 0000000000006  
Identification : 0000000000006  
\*\*\*\*\*

Lanes 1-2 are Southbound

Fri - Oct 12, 90

Lane	1	2	Total
-----	-----	-----	-----
19:15	0	388	388
19:30	0	315	315
19:45	0	277	277
20:00	0	262	262
=====	=====	=====	=====
Hour Totals	0	1242	1242
20:15	0	259	259
20:30	0	239	239
20:45	0	240	240
21:00	0	211	211
=====	=====	=====	=====
Hour Totals	0	949	949
21:15	0	233	233
21:30	0	223	223
21:45	0	190	190
22:00	0	146	146
=====	=====	=====	=====
Hour Totals	0	792	792
22:15	0	184	184
22:30	0	215	215
22:45	0	178	178
23:00	0	202	202
=====	=====	=====	=====
Hour Totals	0	779	779
23:15	0	181	181
23:30	0	167	167
23:45	0	156	156
24:00	0	130	130
=====	=====	=====	=====
Hour Totals	0	634	634
Grand Totals	0	26311	26311
Percentages	0.0	100.0	

\*\*\*\*\*

TRAFFIC COUNTS  
GREINER INC.  
Volume by Lane Report

Page 1

```
*****
Data File       : D1013003.FRN
Station        : 0000000000006
Identification  : 0000000000006
Start date     : Oct 13, 90
Stop date      : Oct 13, 90
City/Town      : TAMPA
Location       : EISENHOWER SB @ I-275 LOOP RAMP 2=RAMP
Interval       : 15 minutes
Start time     : 00:00
Stop time      : 24:00
County         : HILLSBOROUGH
*****
```

\*\*\*\*\*  
Lanes 1-2 are Southbound  
\*\*\*\*\*

Sat - Oct 13, 90

Lane	1	2	Total
00:15	0	168	168
00:30	0	128	128
00:45	0	128	128
01:00	0	74	74
====	====	====	====
Hour Totals	0	498	498
01:15	0	77	77
01:30	0	68	68
01:45	0	65	65
02:00	0	80	80
====	====	====	====
Hour Totals	0	290	290
02:15	0	64	64
02:30	0	38	38
02:45	0	61	61
03:00	0	46	46
====	====	====	====
Hour Totals	0	209	209
03:15	0	43	43
03:30	0	40	40
03:45	0	51	51
04:00	0	16	16
====	====	====	====
Hour Totals	0	150	150
04:15	0	45	45
04:30	0	31	31
04:45	0	44	44
05:00	0	41	41
====	====	====	====
Hour Totals	0	161	161
05:15	0	66	66
05:30	0	58	58
05:45	0	69	69
06:00	0	59	59
====	====	====	====
Hour Totals	0	252	252

\*\*\*\*\*

TRAFFIC COUNTS  
GREINER INC.  
Volume by Lane Report

Page 2

```
*****
Data File       : D1013003.PRN
Station        : 0000000000006
Identification  : 0000000000006
*****
Lanes 1-2 are Southbound
```

Sat - Oct 13, 90

Lane	1	2	Total
06:15	0	115	115
06:30	0	157	157
06:45	0	202	202
07:00	0	200	200
Hour Totals	0	674	674
07:15	0	185	185
07:30	0	212	212
07:45	0	205	205
08:00	0	216	216
Hour Totals	0	818	818
08:15	0	199	199
08:30	0	212	212
08:45	0	268	268
09:00	0	284	284
Hour Totals	0	963	963
09:15	0	277	277
09:30	0	260	260
09:45	0	273	273
10:00	0	290	290
Hour Totals	0	1100	1100
10:15	0	253	253
10:30	0	298	298
10:45	0	306	306
11:00	0	282	282
Hour Totals	0	1139	1139
11:15	0	278	278
11:30	0	325	325
11:45	0	301	301
12:00	0	316	316
Hour Totals	0	1220	1220
12:15	0	299	299
12:30	0	345	345
12:45	0	325	325

\*\*\*\*\*

TRAFFIC COUNTS  
GREINER INC.  
Volume by Lane Report

Page 3

\*\*\*\*\*  
Data File : D1013003.PRN  
Station : 0000000000006  
Identification : 0000000000006  
\*\*\*\*\*

Lanes 1-2 are Southbound

Sat - Oct 13, 90

Lane	1	2	Total
-----	-----	-----	-----
13:00	0	293	293
=====	=====	=====	=====
Hour Totals	0	1262	1262
13:15	0	307	307
13:30	0	303	303
13:45	0	288	288
14:00	0	251	251
=====	=====	=====	=====
Hour Totals	0	1149	1149
14:15	0	292	292
14:30	0	323	323
14:45	0	317	317
15:00	0	303	303
=====	=====	=====	=====
Hour Totals	0	1235	1235
15:15	0	278	278
15:30	0	293	293
15:45	0	297	297
16:00	0	270	270
=====	=====	=====	=====
Hour Totals	0	1138	1138
16:15	0	311	311
16:30	0	313	313
16:45	0	311	311
17:00	0	322	322
=====	=====	=====	=====
Hour Totals	0	1257	1257
17:15	0	341	341
17:30	0	314	314
17:45	0	343	343
18:00	0	256	256
=====	=====	=====	=====
Hour Totals	0	1254	1254
18:15	0	274	274
18:30	0	298	298
18:45	0	327	327
19:00	0	282	282
=====	=====	=====	=====
Hour Totals	0	1181	1181

\*\*\*\*\*

1-103

TRAFFIC COUNTS  
GREINER INC.  
Volume by Lane Report

Page 4

```
*****
Data File       : D1013003.PRN
Station        : 0000000000006
Identification  : 0000000000006
*****
Lanes 1-2 are Southbound
```

Sat - Oct 13, 90

Lane	1	2	Total
19:15	0	324	324
19:30	0	310	310
19:45	0	224	224
20:00	0	245	245
=====	=====	=====	=====
Hour Totals	0	1103	1103
20:15	0	239	239
20:30	0	238	238
20:45	0	193	193
21:00	0	181	181
=====	=====	=====	=====
Hour Totals	0	851	851
21:15	0	194	194
21:30	0	177	177
21:45	0	179	179
22:00	0	186	186
=====	=====	=====	=====
Hour Totals	0	736	736
22:15	0	165	165
22:30	0	205	205
22:45	0	258	258
23:00	0	222	222
=====	=====	=====	=====
Hour Totals	0	850	850
23:15	0	194	194
23:30	0	164	164
23:45	0	179	179
24:00	0	184	184
=====	=====	=====	=====
Hour Totals	0	721	721
=====	=====	=====	=====
Grand Totals	0	20211	20211
Percentages	0.0	100.0	

\*\*\*\*\*



TRAFFIC COUNTS  
GREINER INC.  
Volume by Lane Report

Page 1

```
*****
Data File       : D1014007.FRN
Station        : 0000000000006
Identification  : 0000000000006
Interval       : 15 minutes
Start date     : Oct 14, 90
Start time     : 00:00
Stop date      : Oct 14, 90
Stop time      : 24:00
City/Town      : TAMPA
County         : HILLSBOROUGH
Location       : EISENHOWER SB @ I-275 LOOP RAMP 2=RAMP
*****
```

Lanes 1-2 are Southbound

Sun - Oct 14, 90

Lane	1	2	Total
00:15	0	172	172
00:30	0	113	113
00:45	0	131	131
01:00	0	93	93
====	====	====	====
Hour Totals	0	509	509
01:15	0	81	81
01:30	0	84	84
01:45	0	90	90
02:00	0	69	69
====	====	====	====
Hour Totals	0	324	324
02:15	0	89	89
02:30	0	71	71
02:45	0	61	61
03:00	0	51	51
====	====	====	====
Hour Totals	0	272	272
03:15	0	54	54
03:30	0	45	45
03:45	0	34	34
04:00	0	23	23
====	====	====	====
Hour Totals	0	156	156
04:15	0	26	26
04:30	0	20	20
04:45	0	28	28
05:00	0	41	41
====	====	====	====
Hour Totals	0	115	115
05:15	0	43	43
05:30	0	36	36
05:45	0	43	43
06:00	0	55	55
====	====	====	====
Hour Totals	0	177	177

\*\*\*\*\*

TRAFFIC COUNTS  
GREINER INC.  
Volume by Lane Report

Page 2

\*\*\*\*\*  
Data File : D1014007.PRN  
Station : 000000000006  
Identification : 000000000006  
\*\*\*\*\*

Lanes 1-2 are Southbound

Sun - Oct 14, 90

Lane	1	2	Total
06:15	0	63	63
06:30	0	110	110
06:45	0	155	155
07:00	0	120	120
===== Hour Totals	0	448	448
07:15	0	136	136
07:30	0	123	123
07:45	0	139	139
08:00	0	128	128
===== Hour Totals	0	526	526
08:15	0	107	107
08:30	0	100	100
08:45	0	160	160
09:00	0	170	170
===== Hour Totals	0	537	537
09:15	0	179	179
09:30	0	179	179
09:45	0	210	210
10:00	0	236	236
===== Hour Totals	0	804	804
10:15	0	223	223
10:30	0	272	272
10:45	0	284	284
11:00	0	263	263
===== Hour Totals	0	1042	1042
11:15	0	272	272
11:30	0	281	281
11:45	0	303	303
12:00	0	348	348
===== Hour Totals	0	1204	1204
12:15	0	284	284
12:30	0	333	333
12:45	0	326	326

\*\*\*\*\*

TRAFFIC COUNTS  
GREINER INC.  
Volume by Lane Report

Page 3

\*\*\*\*\*

Data File : D1014007.FRN  
Station : 000000000006  
Identification : 000000000006

\*\*\*\*\*

Lanes 1-2 are Southbound

Sun - Oct 14, 90

Lane	1	2	Total
-----	-----	-----	-----
13:00	0	322	322
=====	=====	=====	=====
Hour Totals	0	1265	1265
13:15	0	325	325
13:30	0	319	319
13:45	0	266	266
14:00	0	280	280
=====	=====	=====	=====
Hour Totals	0	1190	1190
14:15	0	266	266
14:30	0	275	275
14:45	0	302	302
15:00	0	271	271
=====	=====	=====	=====
Hour Totals	0	1114	1114
15:15	0	260	260
15:30	0	299	299
15:45	0	294	294
16:00	0	318	318
=====	=====	=====	=====
Hour Totals	0	1171	1171
16:15	0	302	302
16:30	0	325	325
16:45	0	283	283
17:00	0	283	283
=====	=====	=====	=====
Hour Totals	0	1193	1193
17:15	0	319	319
17:30	0	288	288
17:45	0	266	266
18:00	0	262	262
=====	=====	=====	=====
Hour Totals	0	1135	1135
18:15	0	281	281
18:30	0	302	302
18:45	0	295	295
19:00	0	267	267
=====	=====	=====	=====
Hour Totals	0	1145	1145

\*\*\*\*\*

TRAFFIC COUNTS  
GREINER INC.  
Volume by Lane Report

Page 4

```
*****
Data File       : D1014007.PRN
Station        : 0000000000006
Identification  : 0000000000006
*****
Lanes 1-2 are Southbound
```

Sun - Oct 14, 90

Lane	1	2	Total
19:15	0	263	263
19:30	0	294	294
19:45	0	328	328
20:00	0	291	291
====	====	====	====
Hour Totals	0	1176	1176
20:15	0	229	229
20:30	0	220	220
20:45	0	224	224
21:00	0	199	199
====	====	====	====
Hour Totals	0	872	872
21:15	0	233	233
21:30	0	197	197
21:45	0	157	157
22:00	0	166	166
====	====	====	====
Hour Totals	0	753	753
22:15	0	144	144
22:30	0	145	145
22:45	0	174	174
23:00	0	166	166
====	====	====	====
Hour Totals	0	629	629
23:15	0	188	188
23:30	0	142	142
23:45	0	100	100
24:00	0	112	112
====	====	====	====
Hour Totals	0	542	542
====	====	====	====
Grand Totals	0	18299	18299
Percentages	0.0	100.0	

\*\*\*\*\*

Greiner, Inc.  
Traffic Counts  
Volume by Lane Report

Page 1

```
*****
Data File       : D1015004.PRN
Station        : 0000000000006
Identification  : 0000000000006
Start date     : Oct 15, 90
Stop date      : Oct 15, 90
City/Town      : TAMPA
Location       : EISENHOWER SB @ I-275 LOOP RAMP 2=RAMP
Interval       : 15 minutes
Start time     : 00:00
Stop time      : 24:00
County         : HILLSBOROUGH
*****
```

Lanes 1-2 are Southbound

Mon - Oct 15, 90

Lane	1	2	Total
00:15	0	96	96
00:30	0	65	65
00:45	0	109	109
01:00	0	77	77
Hour Totals	0	347	347
01:15	0	67	67
01:30	0	51	51
01:45	0	32	32
02:00	0	34	34
Hour Totals	0	184	184
02:15	0	39	39
02:30	0	17	17
02:45	0	34	34
03:00	0	33	33
Hour Totals	0	123	123
03:15	0	35	35
03:30	0	23	23
03:45	0	37	37
04:00	0	15	15
Hour Totals	0	110	110
04:15	0	33	33
04:30	0	37	37
04:45	0	47	47
05:00	0	52	52
Hour Totals	0	169	169
05:15	0	104	104
05:30	0	102	102
05:45	0	123	123
06:00	0	160	160
Hour Totals	0	489	489

\*\*\*\*\*

Greiner, Inc.  
Traffic Counts  
Volume by Lane Report

Page 2

\*\*\*\*\*  
Data File : D1015004.PRN  
Station : 000000000006  
Identification : 000000000006  
\*\*\*\*\*

Lanes 1-2 are Southbound

Mon - Oct 15, 90

Lane	1	2	Total
06:15	0	253	253
06:30	0	336	336
06:45	0	449	449
07:00	0	460	460
Hour Totals	0	1498	1498
07:15	0	478	478
07:30	0	483	483
07:45	0	501	501
08:00	0	484	484
Hour Totals	0	1946	1946
08:15	0	471	471
08:30	0	487	487
08:45	0	474	474
09:00	0	418	418
Hour Totals	0	1850	1850
09:15	0	362	362
09:30	0	342	342
09:45	0	354	354
10:00	0	378	378
Hour Totals	0	1436	1436
10:15	0	325	325
10:30	0	333	333
10:45	0	340	340
11:00	0	331	331
Hour Totals	0	1329	1329
11:15	0	413	413
11:30	0	330	330
11:45	0	341	341
12:00	0	366	366
Hour Totals	0	1450	1450
12:15	0	364	364
12:30	0	365	365
12:45	0	359	359

\*\*\*\*\*

Greiner, Inc.  
Traffic Counts

Volume by Lane Report

Page 3

\*\*\*\*\*  
Data File : D1015004.PRN  
Station : 000000000006  
Identification : 000000000006  
\*\*\*\*\*

Lanes 1-2 are Southbound

Mon - Oct 15, 90

Lane	1	2	Total
13:00	0	334	334
====	====	====	====
Hour Totals	0	1422	1422
13:15	0	321	321
13:30	0	346	346
13:45	0	333	333
14:00	0	308	308
====	====	====	====
Hour Totals	0	1308	1308
14:15	0	328	328
14:30	0	353	353
14:45	0	371	371
15:00	0	336	336
====	====	====	====
Hour Totals	0	1388	1388
15:15	0	373	373
15:30	0	379	379
15:45	0	439	439
16:00	0	392	392
====	====	====	====
Hour Totals	0	1583	1583
16:15	0	432	432
16:30	0	390	390
16:45	0	431	431
17:00	0	377	377
====	====	====	====
Hour Totals	0	1630	1630
17:15	0	439	439
17:30	0	445	445
17:45	0	393	393
18:00	0	331	331
====	====	====	====
Hour Totals	0	1608	1608
18:15	0	372	372
18:30	0	346	346
18:45	0	329	329
19:00	0	247	247
====	====	====	====
Hour Totals	0	1294	1294

\*\*\*\*\*

1-111

Greiner, Inc.  
Traffic Counts  
Volume by Lane Report

Page 4

\*\*\*\*\*  
Data File : D1015004.PRN  
Station : 000000000006  
Identification : 000000000006  
\*\*\*\*\*

Lanes 1-2 are Southbound

Mon - Oct 15, 90

Lane	1	2	Total
19:15	0	276	276
19:30	0	237	237
19:45	0	200	200
20:00	0	181	181
===== Hour Totals	0	894	894
20:15	0	180	180
20:30	0	182	182
20:45	0	197	197
21:00	0	188	188
===== Hour Totals	0	747	747
21:15	0	193	193
21:30	0	171	171
21:45	0	139	139
22:00	0	171	171
===== Hour Totals	0	674	674
22:15	0	141	141
22:30	0	142	142
22:45	0	180	180
23:00	0	128	128
===== Hour Totals	0	591	591
23:15	0	114	114
23:30	0	107	107
23:45	0	119	119
24:00	0	104	104
===== Hour Totals	0	444	444
===== Grand Totals	0	24514	24514
Percentages	0.0	100.0	

\*\*\*\*\*



Greiner, Inc.  
Traffic Counts  
Volume by Lane Report

Page

\*\*\*\*\*  
Data File : D1101001.PRN  
Station : 000000000016 Count ratio : 2.00  
Identification : 000000000016 Interval : 15 minutes  
Start date : Nov 1, 90 Start time : 00:00  
Stop date : Nov 1, 90 Stop time : 24:00  
City/Town : TAMPA County : HILLSBOROUGH  
Location : EISENHOWER SB @ I-275 DUAL LOOP RAMP  
\*\*\*\*\*

Lanes 1-1 are Southbound  
-----

Thu - Nov 1, 90

Lane	1	Total
-----	-----	-----
00:15	114	114
00:30	85	85
00:45	88	88
01:00	53	53
=====	=====	=====
Hour Totals	340	340
01:15	58	58
01:30	46	46
01:45	40	40
02:00	47	47
=====	=====	=====
Hour Totals	191	191
02:15	46	46
02:30	39	39
02:45	46	46
03:00	36	36
=====	=====	=====
Hour Totals	167	167
03:15	30	30
03:30	33	33
03:45	56	56
04:00	28	28
=====	=====	=====
Hour Totals	147	147
04:15	42	42
04:30	39	39
04:45	64	64
05:00	59	59
=====	=====	=====
Hour Totals	204	204
05:15	139	139
05:30	154	154
05:45	174	174
06:00	221	221
=====	=====	=====
Hour Totals	688	688

\*\*\*\*\*

Greiner, Inc.  
Traffic Counts  
Volume by Lane Report

Page

\*\*\*\*\*  
Data File : D1101001.PRN  
Station : 000000000016  
Identification : 000000000016  
\*\*\*\*\*

Lanes 1-1 are Southbound

-----  
Thu - Nov 1, 90

Lane	1	Total
-----	-----	-----
06:15	307	307
06:30	392	392
06:45	521	521
07:00	548	548
=====	=====	=====
Hour Totals	1768	1768
07:15	569	569
07:30	624	624
07:45	572	572
08:00	545	545
=====	=====	=====
Hour Totals	2310	2310
08:15	587	587
08:30	561	561
08:45	550	550
09:00	504	504
=====	=====	=====
Hour Totals	2202	2202
09:15	441	441
09:30	355	355
09:45	396	396
10:00	352	352
=====	=====	=====
Hour Totals	1544	1544
10:15	318	318
10:30	390	390
10:45	355	355
11:00	347	347
=====	=====	=====
Hour Totals	1410	1410
11:15	402	402
11:30	372	372
11:45	405	405
12:00	404	404
=====	=====	=====
Hour Totals	1583	1583
12:15	355	355
12:30	366	366
12:45	391	391

\*\*\*\*\* \*

1-114

Greiner, Inc.  
Traffic Counts  
Volume by Lane Report

Page

\*\*\*\*\*  
Data File : D1101001.PRN  
Station : 000000000016  
Identification : 000000000016  
\*\*\*\*\*

Lanes 1-1 are Southbound

-----  
Thu - Nov 1, 90  
Lane 1 Total  
-----  
13:00 391 391  
=====

Hour Totals	1503	1503
-------------	------	------

13:15 382 382  
13:30 409 409  
13:45 424 424  
14:00 368 368  
=====

Hour Totals	1583	1583
-------------	------	------

14:15 357 357  
14:30 419 419  
14:45 384 384  
15:00 369 369  
=====

Hour Totals	1529	1529
-------------	------	------

15:15 351 351  
15:30 464 464  
15:45 518 518  
16:00 466 466  
=====

Hour Totals	1799	1799
-------------	------	------

16:15 516 516  
16:30 459 459  
16:45 538 538  
17:00 442 442  
=====

Hour Totals	1955	1955
-------------	------	------

17:15 607 607  
17:30 465 465  
17:45 408 408  
18:00 383 383  
=====

Hour Totals	1863	1863
-------------	------	------

18:15 351 351  
18:30 413 413  
18:45 368 368  
19:00 362 362  
=====

Hour Totals	1494	1494
-------------	------	------

\*\*\*\*\*

Greiner, Inc.  
Traffic Counts  
Volume by Lane Report

Page

\*\*\*\*\*  
Data File : D1101001.PRN  
Station : 000000000016  
Identification : 000000000016  
\*\*\*\*\*  
Lanes 1-1 are Southbound

-----  
Thu - Nov 1, 90

Lane	1	Total
-----	-----	-----
19:15	289	289
19:30	281	281
19:45	211	211
20:00	237	237
=====	=====	=====
Hour Totals	1018	1018
20:15	199	199
20:30	180	180
20:45	194	194
21:00	231	231
=====	=====	=====
Hour Totals	804	804
21:15	209	209
21:30	191	191
21:45	215	215
22:00	205	205
=====	=====	=====
Hour Totals	820	820
22:15	211	211
22:30	232	232
22:45	163	163
23:00	162	162
=====	=====	=====
Hour Totals	768	768
23:15	171	171
23:30	96	96
23:45	116	116
24:00	87	87
=====	=====	=====
Hour Totals	470	470
Grand Totals	28160	28160
Percentages	100.0	

\*\*\*\*\* 61

Greiner, Inc.  
Traffic Counts  
Volume by Lane Report

Page

\*\*\*\*\*

Data File : D1102001.PRN  
Station : 000000000016 Count ratio : 2.00  
Identification : 000000000016 Interval : 15 minutes  
Start date : Nov 2, 90 Start time : 00:00  
Stop date : Nov 2, 90 Stop time : 24:00  
City/Town : TAMPA County : HILLSBOROUGH  
Location : EISENHOWER SB @ I-275 DUAL LOOP RAMP

\*\*\*\*\*

Lanes 1-1 are Southbound

-----  
Fri - Nov 2, 90

Lane	1	Total
-----	-----	-----
00:15	5	5
00:30	4	4
00:45	9	9
01:00	8	8
=====	=====	=====
Hour Totals	26	26
01:15	2	2
01:30	1	1
01:45	8	8
02:00	15	15
=====	=====	=====
Hour Totals	26	26
02:15	34	34
02:30	30	30
02:45	55	55
03:00	44	44
=====	=====	=====
Hour Totals	163	163
03:15	33	33
03:30	33	33
03:45	41	41
04:00	34	34
=====	=====	=====
Hour Totals	141	141
04:15	36	36
04:30	43	43
04:45	70	70
05:00	46	46
=====	=====	=====
Hour Totals	195	195
05:15	119	119
05:30	129	129
05:45	175	175
06:00	210	210
=====	=====	=====
Hour Totals	633	633

\*\*\*\*\*

Greiner, Inc.  
Traffic Counts  
Volume by Lane Report

Page

\*\*\*\*\*  
Data File : D1102001.PRN  
Station : 000000000016  
Identification : 000000000016  
\*\*\*\*\*

Lanes 1-1 are Southbound

Fri - Nov 2, 90

Lane	1	Total
06:15	299	299
06:30	363	363
06:45	495	495
07:00	544	544
===== Hour Totals	1701	1701
07:15	553	553
07:30	614	614
07:45	566	566
08:00	495	495
===== Hour Totals	2228	2228
08:15	536	536
08:30	545	545
08:45	562	562
09:00	459	459
===== Hour Totals	2102	2102
09:15	403	403
09:30	422	422
09:45	422	422
10:00	356	356
===== Hour Totals	1603	1603
10:15	361	361
10:30	400	400
10:45	349	349
11:00	435	435
===== Hour Totals	1545	1545
11:15	406	406
11:30	398	398
11:45	423	423
12:00	398	398
===== Hour Totals	1625	1625
12:15	419	419
12:30	398	398
12:45	435	435

\*\*\*\*\*

Greiner, Inc.  
Traffic Counts  
Volume by Lane Report

Page

\*\*\*\*\*  
Data File : D1102001.PRN  
Station : 000000000016  
Identification : 000000000016  
\*\*\*\*\*

Lanes 1-1 are Southbound

-----  
Fri - Nov 2, 90  
Lane 1 Total  
-----  
13:00 419 419  
=====

Hour Totals	1671	1671
-------------	------	------

13:15 409 409  
13:30 408 408  
13:45 401 401  
14:00 413 413  
=====

Hour Totals	1631	1631
-------------	------	------

14:15 454 454  
14:30 418 418  
14:45 457 457  
15:00 446 446  
=====

Hour Totals	1775	1775
-------------	------	------

15:15 416 416  
15:30 494 494  
15:45 532 532  
16:00 407 407  
=====

Hour Totals	1849	1849
-------------	------	------

16:15 472 472  
16:30 489 489  
16:45 518 518  
17:00 508 508  
=====

Hour Totals	1987	1987
-------------	------	------

17:15 582 582  
17:30 497 497  
17:45 474 474  
18:00 425 425  
=====

Hour Totals	1978	1978
-------------	------	------

18:15 435 435  
18:30 409 409  
18:45 420 420  
19:00 423 423  
=====

Hour Totals	1687	1687
-------------	------	------

\*\*\*\*\*

Greiner, Inc.  
Traffic Counts  
Volume by Lane Report

Page

```
*****
Data File      : D1102001.PRN
Station       : 000000000016
Identification : 000000000016
*****
Lanes 1-1 are Southbound
-----
Fri - Nov 2, 90
Lane          1          Total
-----
19:15         367         367
19:30         332         332
19:45         283         283
20:00         268         268
=====
Hour Totals   1250        1250

20:15         268         268
20:30         266         266
20:45         212         212
21:00         219         219
=====
Hour Totals   965         965

21:15         213         213
21:30         224         224
21:45         219         219
22:00         223         223
=====
Hour Totals   879         879

22:15         221         221
22:30         242         242
22:45         236         236
23:00         198         198
=====
Hour Totals   897         897

23:15         231         231
23:30         150         150
23:45         179         179
24:00         151         151
=====
Hour Totals   711         711

=====
Grand Totals  29268        29268
Percentages   100.0
*****
```



Greiner, Inc.  
Traffic Counts

Volume by Lane Report

Page

\*\*\*\*\*  
Data File : D1103001.PRN  
Station : 000000000016 Count ratio : 2.00  
Identification : 000000000016 Interval : 15 minutes  
Start date : Nov 3, 90 Start time : 00:00  
Stop date : Nov 3, 90 Stop time : 24:00  
City/Town : TAMPA County : HILLSBOROUGH  
Location : EISENHOWER SB @ I-275 DUAL LOOP RAMP  
\*\*\*\*\*

Lanes 1-1 are Southbound  
-----

Sat - Nov 3, 90

Lane	1	Total
-----	-----	-----
00:15	156	156
00:30	117	117
00:45	105	105
01:00	107	107
=====	=====	=====
Hour Totals	485	485
01:15	83	83
01:30	77	77
01:45	88	88
02:00	81	81
=====	=====	=====
Hour Totals	329	329
02:15	74	74
02:30	54	54
02:45	64	64
03:00	65	65
=====	=====	=====
Hour Totals	257	257
03:15	38	38
03:30	45	45
03:45	47	47
04:00	31	31
=====	=====	=====
Hour Totals	161	161
04:15	47	47
04:30	36	36
04:45	53	53
05:00	53	53
=====	=====	=====
Hour Totals	189	189
05:15	71	71
05:30	82	82
05:45	87	87
06:00	83	83
=====	=====	=====
Hour Totals	323	323

\*\*\*\*\*

Greiner, Inc.  
Traffic Counts  
Volume by Lane Report

Page

\*\*\*\*\*  
Data File : D1103001.PRN  
Station : 000000000016  
Identification : 000000000016  
\*\*\*\*\*

Lanes 1-1 are Southbound

Sat - Nov 3, 90

Lane	1	Total
06:15	137	137
06:30	156	156
06:45	225	225
07:00	232	232
===== Hour Totals	750	750
07:15	265	265
07:30	290	290
07:45	264	264
08:00	300	300
===== Hour Totals	1119	1119
08:15	299	299
08:30	353	353
08:45	358	358
09:00	348	348
===== Hour Totals	1358	1358
09:15	338	338
09:30	362	362
09:45	344	344
10:00	341	341
===== Hour Totals	1385	1385
10:15	322	322
10:30	343	343
10:45	339	339
11:00	365	365
===== Hour Totals	1369	1369
11:15	391	391
11:30	364	364
11:45	346	346
12:00	365	365
===== Hour Totals	1466	1466
12:15	381	381
12:30	375	375
12:45	343	343

\*\*\*\*\*

Greiner, Inc.  
Traffic Counts  
Volume by Lane Report

Page

\*\*\*\*\*  
Data File : D1103001.PRN  
Station : 000000000016  
Identification : 000000000016  
\*\*\*\*\*

Lanes 1-1 are Southbound

Sat - Nov 3, 90

Lane	1	Total
-----	-----	-----
13:00	354	354
=====	=====	=====
Hour Totals	1453	1453
13:15	383	383
13:30	327	327
13:45	334	334
14:00	308	308
=====	=====	=====
Hour Totals	1352	1352
14:15	285	285
14:30	309	309
14:45	346	346
15:00	300	300
=====	=====	=====
Hour Totals	1240	1240
15:15	315	315
15:30	321	321
15:45	343	343
16:00	320	320
=====	=====	=====
Hour Totals	1299	1299
16:15	335	335
16:30	356	356
16:45	350	350
17:00	275	275
=====	=====	=====
Hour Totals	1316	1316
17:15	336	336
17:30	316	316
17:45	389	389
18:00	316	316
=====	=====	=====
Hour Totals	1357	1357
18:15	323	323
18:30	302	302
18:45	315	315
19:00	334	334
=====	=====	=====
Hour Totals	1274	1274

\*\*\*\*\*

Greiner, Inc.  
Traffic Counts  
Volume by Lane Report

Page

```

*****
Data File       : D1103001.PRN
Station        : 000000000016
Identification  : 000000000016
*****
Lanes 1-1 are Southbound
-----
Sat - Nov 3, 90
Lane           1           Total
-----
19:15          335          335
19:30          296          296
19:45          268          268
20:00          228          228
=====
Hour Totals    1127          1127

20:15          206          206
20:30          174          174
20:45          187          187
21:00          187          187
=====
Hour Totals    754          754

21:15          224          224
21:30          199          199
21:45          223          223
22:00          188          188
=====
Hour Totals    834          834

22:15          191          191
22:30          175          175
22:45          197          197
23:00          182          182
=====
Hour Totals    745          745

23:15          189          189
23:30          158          158
23:45          145          145
24:00          154          154
=====
Hour Totals    646          646

=====
Grand Totals   22588          22588
Percentages    100.0
*****

```

Greiner, Inc.  
Traffic Counts

Volume by Lane Report

Page

\*\*\*\*\*  
Data File : D1104001.FRN  
Station : 000000000016 Count ratio : 2.00  
Identification : 000000000016 Interval : 15 minutes  
Start date : Nov 4, 90 Start time : 00:00  
Stop date : Nov 4, 90 Stop time : 24:00  
City/Town : TAMPA County : HILLSBOROUGH  
Location : EISENHOWER SB @ I-275 DUAL LOOP RAMP  
\*\*\*\*\*  
Lanes 1-1 are Southbound

Sun - Nov 4, 90

Lane	1	Total
00:15	146	146
00:30	131	131
00:45	149	149
01:00	85	85
=====	=====	=====
Hour Totals	511	511
01:15	102	102
01:30	78	78
01:45	84	84
02:00	73	73
=====	=====	=====
Hour Totals	337	337
02:15	64	64
02:30	49	49
02:45	50	50
03:00	44	44
=====	=====	=====
Hour Totals	207	207
03:15	48	48
03:30	31	31
03:45	21	21
04:00	32	32
=====	=====	=====
Hour Totals	132	132
04:15	25	25
04:30	23	23
04:45	22	22
05:00	32	32
=====	=====	=====
Hour Totals	102	102
05:15	28	28
05:30	34	34
05:45	47	47
06:00	50	50
=====	=====	=====
Hour Totals	159	159

\*\*\*\*\*

Greiner, Inc.  
Traffic Counts  
Volume by Lane Report

Page

\*\*\*\*\*  
Data File : D1104001.PRN  
Station : 000000000016  
Identification : 000000000016  
\*\*\*\*\*

Lanes 1-1 are Southbound

Sun - Nov 4, 90

Lane	1	Total
06:15	61	61
06:30	81	81
06:45	157	157
07:00	126	126
===== Hour Totals	425	425
07:15	145	145
07:30	156	156
07:45	137	137
08:00	156	156
===== Hour Totals	594	594
08:15	159	159
08:30	154	154
08:45	213	213
09:00	188	188
===== Hour Totals	714	714
09:15	222	222
09:30	217	217
09:45	250	250
10:00	252	252
===== Hour Totals	941	941
10:15	270	270
10:30	253	253
10:45	322	322
11:00	274	274
===== Hour Totals	1119	1119
11:15	288	288
11:30	329	329
11:45	338	338
12:00	338	338
===== Hour Totals	1293	1293
12:15	314	314
12:30	312	312
12:45	395	395

\*\*\*\*\*

Greiner, Inc.  
Traffic Counts  
Volume by Lane Report

Page

\*\*\*\*\*  
Data File : D1104001.PRN  
Station : 000000000016  
Identification : 000000000016  
\*\*\*\*\*

Lanes 1-1 are Southbound

Sun - Nov 4, 90

Lane	1	Total
-----	-----	-----
13:00	374	374
=====	=====	=====
Hour Totals	1395	1395
13:15	373	373
13:30	296	296
13:45	319	319
14:00	313	313
=====	=====	=====
Hour Totals	1301	1301
14:15	326	326
14:30	384	384
14:45	361	361
15:00	348	348
=====	=====	=====
Hour Totals	1419	1419
15:15	336	336
15:30	334	334
15:45	367	367
16:00	355	355
=====	=====	=====
Hour Totals	1392	1392
16:15	268	268
16:30	298	298
16:45	316	316
17:00	271	271
=====	=====	=====
Hour Totals	1153	1153
17:15	283	283
17:30	332	332
17:45	364	364
18:00	381	381
=====	=====	=====
Hour Totals	1360	1360
18:15	321	321
18:30	343	343
18:45	344	344
19:00	290	290
=====	=====	=====
Hour Totals	1298	1298

\*\*\*\*\*

Greiner, Inc.  
Traffic Counts  
Volume by Lane Report

Page

```
*****
Data File       : D1104001.PRN
Station        : 000000000016
Identification  : 000000000016
*****
Lanes 1-1 are Southbound
```

Sun - Nov 4, 90

Lane	1	Total
-----	-----	-----
19:15	266	266
19:30	221	221
19:45	199	199
20:00	211	211
=====	=====	=====
Hour Totals	897	897
20:15	221	221
20:30	218	218
20:45	230	230
21:00	233	233
=====	=====	=====
Hour Totals	902	902
21:15	206	206
21:30	188	188
21:45	179	179
22:00	197	197
=====	=====	=====
Hour Totals	770	770
22:15	187	187
22:30	159	159
22:45	152	152
23:00	147	147
=====	=====	=====
Hour Totals	645	645
23:15	147	147
23:30	136	136
23:45	113	113
24:00	109	109
=====	=====	=====
Hour Totals	505	505
Grand Totals	19571	19571
Percentages	100.0	

\*\*\*\*\*



Greiner, Inc.  
Traffic Counts  
Volume by Lane Report

Page 1

\*\*\*\*\*  
Data File : D1105001.PRN  
Station : 000000000016 Count ratio : 2.00  
Identification : 000000000016 Interval : 15 minutes  
Start date : Nov 5, 90 Start time : 00:00  
Stop date : Nov 5, 90 Stop time : 24:00  
City/Town : TAMPA County : HILLSBOROUGH  
Location : EISENHOWER SB @ I-275 DUAL LOOP RAMP  
\*\*\*\*\*  
Lanes 1-1 are Southbound

Mon - Nov 5, 90

Lane	1	Total
00:15	91	91
00:30	68	68
00:45	68	68
01:00	66	66
=====	=====	=====
Hour Totals	293	293
01:15	47	47
01:30	48	48
01:45	34	34
02:00	24	24
=====	=====	=====
Hour Totals	153	153
02:15	36	36
02:30	25	25
02:45	39	39
03:00	28	28
=====	=====	=====
Hour Totals	128	128
03:15	38	38
03:30	40	40
03:45	42	42
04:00	45	45
=====	=====	=====
Hour Totals	165	165
04:15	36	36
04:30	44	44
04:45	69	69
05:00	65	65
=====	=====	=====
Hour Totals	214	214
05:15	121	121
05:30	134	134
05:45	155	155
06:00	208	208
=====	=====	=====
Hour Totals	618	618

\*\*\*\*\*

Greiner, Inc.  
Traffic Counts  
Volume by Lane Report

Page 1

\*\*\*\*\*  
Data File : D1105001.PRN  
Station : 000000000016  
Identification : 000000000016  
\*\*\*\*\*  
Lanes 1-1 are Southbound

Mon - Nov 5, 90

Lane	1	Total
06:15	300	300
06:30	426	426
06:45	515	515
07:00	562	562
===== Hour Totals	1803	1803
07:15	597	597
07:30	634	634
07:45	564	564
08:00	521	521
===== Hour Totals	2316	2316
08:15	579	579
08:30	549	549
08:45	536	536
09:00	460	460
===== Hour Totals	2124	2124
09:15	393	393
09:30	403	403
09:45	430	430
10:00	395	395
===== Hour Totals	1621	1621
10:15	365	365
10:30	405	405
10:45	373	373
11:00	367	367
===== Hour Totals	1510	1510
11:15	369	369
11:30	378	378
11:45	454	454
12:00	362	362
===== Hour Totals	1563	1563
12:15	379	379
12:30	369	369
12:45	428	428

\*\*\*\*\*

Greiner, Inc.  
Traffic Counts  
Volume by Lane Report

Page 1

\*\*\*\*\*  
Data File : D1105001.PRN  
Station : 000000000016  
Identification : 000000000016  
\*\*\*\*\*

Lanes 1-1 are Southbound

Mon - Nov 5, 90

Lane	1	Total
-----	-----	-----
13:00	351	351
=====	=====	=====
Hour Totals	1527	1527
13:15	438	438
13:30	388	388
13:45	392	392
14:00	370	370
=====	=====	=====
Hour Totals	1588	1588
14:15	376	376
14:30	358	358
14:45	360	360
15:00	349	349
=====	=====	=====
Hour Totals	1443	1443
15:15	429	429
15:30	458	458
15:45	443	443
16:00	461	461
=====	=====	=====
Hour Totals	1791	1791
16:15	451	451
16:30	421	421
16:45	503	503
17:00	462	462
=====	=====	=====
Hour Totals	1837	1837
17:15	504	504
17:30	466	466
17:45	429	429
18:00	390	390
=====	=====	=====
Hour Totals	1789	1789
18:15	400	400
18:30	352	352
18:45	313	313
19:00	293	293
=====	=====	=====
Hour Totals	1358	1358

\*\*\*\*\*

Greiner, Inc.  
Traffic Counts  
Volume by Lane Report

Page 4

```
*****
Data File      : D1105001.PRN
Station       : 000000000016
Identification : 000000000016
*****
Lanes 1-1 are Southbound
```

Mon - Nov 5, 90

Lane	1	Total
19:15	272	272
19:30	210	210
19:45	255	255
20:00	205	205
Hour Totals	942	942
20:15	176	176
20:30	154	154
20:45	193	193
21:00	157	157
Hour Totals	680	680
21:15	193	193
21:30	147	147
21:45	153	153
22:00	157	157
Hour Totals	650	650
22:15	151	151
22:30	138	138
22:45	145	145
23:00	126	126
Hour Totals	560	560
23:15	113	113
23:30	103	103
23:45	91	91
24:00	85	85
Hour Totals	392	392
Grand Totals	27065	27065
Percentages	100.0	

Greiner, Inc.  
Traffic Counts  
Volume by Lane Report

Page

\*\*\*\*\*  
Data File : D1106001.PRN  
Station : 000000000016 Count ratio : 2.00  
Identification : 000000000016 Interval : 15 minutes  
Start date : Nov 6, 90 Start time : 00:00  
Stop date : Nov 6, 90 Stop time : 24:00  
City/Town : TAMPA County : HILLSBOROUGH  
Location : EISENHOWER SB @ I-275 DUAL LOOP RAMP  
\*\*\*\*\*  
Lanes 1-1 are Southbound  
-----

Tue - Nov 6, 90

Lane	1	Total
-----	-----	-----
00:15	129	129
00:30	41	41
00:45	47	47
01:00	49	49
=====	=====	=====
Hour Totals	266	266
01:15	47	47
01:30	31	31
01:45	36	36
02:00	43	43
=====	=====	=====
Hour Totals	157	157
02:15	41	41
02:30	39	39
02:45	51	51
03:00	35	35
=====	=====	=====
Hour Totals	166	166
03:15	32	32
03:30	44	44
03:45	43	43
04:00	41	41
=====	=====	=====
Hour Totals	160	160
04:15	31	31
04:30	42	42
04:45	35	35
05:00	64	64
=====	=====	=====
Hour Totals	172	172
05:15	87	87
05:30	106	106
05:45	156	156
06:00	199	199
=====	=====	=====
Hour Totals	548	548

\*\*\*\*\*

Greiner, Inc.  
Traffic Counts  
Volume by Lane Report

Page 2

\*\*\*\*\*  
Data File : D1106001.PRN  
Station : 000000000016  
Identification : 000000000016  
\*\*\*\*\*

Lanes 1-1 are Southbound  
-----

Tue - Nov 6, 90

Lane	1	Total
-----	-----	-----
06:15	265	265
06:30	365	365
06:45	485	485
07:00	495	495
=====	=====	=====
Hour Totals	1610	1610
07:15	555	555
07:30	573	573
07:45	641	641
08:00	544	544
=====	=====	=====
Hour Totals	2313	2313
08:15	555	555
08:30	569	569
08:45	615	615
09:00	464	464
=====	=====	=====
Hour Totals	2203	2203
09:15	398	398
09:30	421	421
09:45	410	410
10:00	368	368
=====	=====	=====
Hour Totals	1597	1597
10:15	350	350
10:30	348	348
10:45	380	380
11:00	348	348
=====	=====	=====
Hour Totals	1426	1426
11:15	327	327
11:30	394	394
11:45	383	383
12:00	385	385
=====	=====	=====
Hour Totals	1489	1489
12:15	377	377
12:30	402	402
12:45	398	398

\*\*\*\*\*

Greiner, Inc.  
Traffic Counts  
Volume by Lane Report

Page

\*\*\*\*\*  
Data File : D1106001.PRN  
Station : 000000000016  
Identification : 000000000016  
\*\*\*\*\*

Lanes 1-1 are Southbound  
-----

Tue - Nov 6, 90

Lane	1	Total
-----	-----	-----
13:00	359	359
=====	=====	=====
Hour Totals	1536	1536
13:15	345	345
13:30	349	349
13:45	361	361
14:00	376	376
=====	=====	=====
Hour Totals	1431	1431
14:15	332	332
14:30	351	351
14:45	397	397
15:00	384	384
=====	=====	=====
Hour Totals	1464	1464
15:15	387	387
15:30	426	426
15:45	513	513
16:00	399	399
=====	=====	=====
Hour Totals	1725	1725
16:15	437	437
16:30	416	416
16:45	498	498
17:00	445	445
=====	=====	=====
Hour Totals	1796	1796
17:15	554	554
17:30	429	429
17:45	403	403
18:00	404	404
=====	=====	=====
Hour Totals	1790	1790
18:15	422	422
18:30	373	373
18:45	351	351
19:00	347	347
=====	=====	=====
Hour Totals	1493	1493

\*\*\*\*\*

Greiner, Inc.  
Traffic Counts  
Volume by Lane Report

Page 4

\*\*\*\*\*  
Data File : D1106001.PRN  
Station : 000000000016  
Identification : 000000000016  
\*\*\*\*\*

Lanes 1-1 are Southbound

Tue - Nov 6, 90

Lane	1	Total
19:15	302	302
19:30	239	239
19:45	265	265
20:00	230	230
====	====	====
Hour Totals	1036	1036
20:15	187	187
20:30	165	165
20:45	194	194
21:00	173	173
====	====	====
Hour Totals	719	719
21:15	192	192
21:30	215	215
21:45	225	225
22:00	149	149
====	====	====
Hour Totals	781	781
22:15	165	165
22:30	171	171
22:45	153	153
23:00	162	162
====	====	====
Hour Totals	651	651
23:15	142	142
23:30	124	124
23:45	94	94
24:00	85	85
====	====	====
Hour Totals	445	445
====	====	====
Grand Totals	26974	26974
Percentages	100.0	

\*\*\*\*\*



Greiner, Inc.  
Traffic Counts  
Volume by Lane Report

Page 15

\*\*\*\*\*  
Data File : D1107008.PRN  
Station : 000000000016 Count ratio : 2.00  
Identification : 000000000016 Interval : 15 minutes  
Start date : Nov 7, 90 Start time : 00:00  
Stop date : Nov 7, 90 Stop time : 24:00  
City/Town : TAMPA County : HILLSBOROUGH  
Location : EISENHOWER SB @ I-275 DUAL LOOP RAMP  
\*\*\*\*\*

Lanes 1-1 are Southbound  
-----

Wed - Nov 7, 90

Lane	1	Total
00:15	98	98
00:30	78	78
00:45	83	83
01:00	43	43
=====	=====	=====
Hour Totals	302	302
01:15	37	37
01:30	35	35
01:45	48	48
02:00	54	54
=====	=====	=====
Hour Totals	174	174
02:15	33	33
02:30	29	29
02:45	41	41
03:00	28	28
=====	=====	=====
Hour Totals	131	131
03:15	41	41
03:30	34	34
03:45	48	48
04:00	27	27
=====	=====	=====
Hour Totals	150	150
04:15	25	25
04:30	46	46
04:45	46	46
05:00	51	51
=====	=====	=====
Hour Totals	168	168
05:15	126	126
05:30	131	131
05:45	143	143
06:00	176	176
=====	=====	=====
Hour Totals	576	576

\*\*\*\*\*

1-137

Greiner, Inc.  
Traffic Counts  
Volume by Lane Report

Page 16

\*\*\*\*\*

Data File : D1107008.PRN  
Station : 000000000016  
Identification : 000000000016

\*\*\*\*\*

Lanes 1-1 are Southbound

-----  
Wed - Nov 7, 90

Lane	1	Total
------	---	-------

-----

06:15	253	253
-------	-----	-----

06:30	369	369
-------	-----	-----

06:45	537	537
-------	-----	-----

07:00	501	501
-------	-----	-----

=====

Hour Totals	1660	1660
-------------	------	------

07:15	575	575
-------	-----	-----

07:30	540	540
-------	-----	-----

07:45	618	618
-------	-----	-----

08:00	483	483
-------	-----	-----

=====

Hour Totals	2216	2216
-------------	------	------

08:15	528	528
-------	-----	-----

08:30	536	536
-------	-----	-----

08:45	555	555
-------	-----	-----

09:00	477	477
-------	-----	-----

=====

Hour Totals	2096	2096
-------------	------	------

09:15	377	377
-------	-----	-----

09:30	392	392
-------	-----	-----

09:45	397	397
-------	-----	-----

10:00	429	429
-------	-----	-----

=====

Hour Totals	1595	1595
-------------	------	------

10:15	328	328
-------	-----	-----

10:30	350	350
-------	-----	-----

10:45	343	343
-------	-----	-----

11:00	413	413
-------	-----	-----

=====

Hour Totals	1434	1434
-------------	------	------

11:15	354	354
-------	-----	-----

11:30	363	363
-------	-----	-----

11:45	420	420
-------	-----	-----

12:00	432	432
-------	-----	-----

=====

Hour Totals	1569	1569
-------------	------	------

12:15	339	339
-------	-----	-----

12:30	418	418
-------	-----	-----

12:45	384	384
-------	-----	-----

\*\*\*\*\*

1-138

Greiner, Inc.  
Traffic Counts  
Volume by Lane Report

Page 17

\*\*\*\*\*  
Data File : D1107008.PRN  
Station : 000000000016  
Identification : 000000000016  
\*\*\*\*\*

Lanes 1-1 are Southbound  
-----

Wed - Nov 7, 90

Lane	1	Total
-----	-----	-----
13:00	392	392
=====	=====	=====
Hour Totals	1533	1533
13:15	343	343
13:30	408	408
13:45	371	371
14:00	341	341
=====	=====	=====
Hour Totals	1463	1463
14:15	397	397
14:30	430	430
14:45	406	406
15:00	347	347
=====	=====	=====
Hour Totals	1580	1580
15:15	391	391
15:30	408	408
15:45	525	525
16:00	436	436
=====	=====	=====
Hour Totals	1760	1760
16:15	496	496
16:30	477	477
16:45	490	490
17:00	466	466
=====	=====	=====
Hour Totals	1929	1929
17:15	551	551
17:30	444	444
17:45	434	434
18:00	411	411
=====	=====	=====
Hour Totals	1840	1840
18:15	429	429
18:30	433	433
18:45	379	379
19:00	313	313
=====	=====	=====
Hour Totals	1554	1554

\*\*\*\*\*

1-139

Greiner, Inc.  
Traffic Counts  
Volume by Lane Report

Page 19

\*\*\*\*\*

Data File : D1107008.PRN

Station : 000000000016

Identification : 000000000016

\*\*\*\*\*

Lanes 1-1 are Southbound

-----  
Wed - Nov 7, 90

Lane	1	Total
-----	-----	-----
19:15	307	307
19:30	285	285
19:45	271	271
20:00	210	210
=====	=====	=====
Hour Totals	1073	1073
20:15	214	214
20:30	193	193
20:45	203	203
21:00	174	174
=====	=====	=====
Hour Totals	784	784
21:15	202	202
21:30	204	204
21:45	193	193
22:00	205	205
=====	=====	=====
Hour Totals	804	804
22:15	194	194
22:30	149	149
22:45	184	184
23:00	153	153
=====	=====	=====
Hour Totals	680	680
23:15	184	184
23:30	146	146
23:45	116	116
24:00	115	115
=====	=====	=====
Hour Totals	561	561
=====	=====	=====
Grand Totals	27632	27632
Percentages	100.0	

\*\*\*\*\*



Greiner, Inc.  
Traffic Counts  
Volume by Lane Report

Page 1

```
*****
Data File       : D1009001.PRN
Station        : 000000000015          Count ratio : 2.00
Identification : 000000000015          Interval    : 15 minutes
Start date     : Oct 9, 90              Start time   : 00:00
Stop date      : Oct 9, 90              Stop time    : 24:00
City/Town      : TAMPA                  County       : HILLSBOROUGH
Location       : MEMORIAL SB @ RAMP to I-275 WB 1=SB 2=WB
*****
```

Lanes 1-2 are Southbound

Tue - Oct 9, 90

Lane	1	2	Total
00:15	118	32	150
00:30	89	15	104
00:45	79	27	106
01:00	93	13	106
====	====	====	====
Hour Totals	379	87	466
01:15	65	17	82
01:30	55	25	80
01:45	50	18	68
02:00	49	9	58
====	====	====	====
Hour Totals	219	69	288
02:15	53	9	62
02:30	49	9	58
02:45	66	7	73
03:00	56	21	77
====	====	====	====
Hour Totals	224	46	270
03:15	57	10	67
03:30	38	4	42
03:45	63	9	72
04:00	58	10	68
====	====	====	====
Hour Totals	216	33	249
04:15	69	10	79
04:30	63	17	80
04:45	74	17	91
05:00	93	13	106
====	====	====	====
Hour Totals	299	57	356
05:15	141	25	166
05:30	167	40	207
05:45	209	54	263
06:00	335	56	391
====	====	====	====
Hour Totals	852	175	1027

\*\*\*\*\*

Greiner, Inc.  
Traffic Counts  
Volume by Lane Report

Page 2

\*\*\*\*\*  
Data File : D1009001.PRN  
Station : 000000000015  
Identification : 000000000015  
\*\*\*\*\*  
Lanes 1-2 are Southbound

Tue - Oct 9, 90

Lane	1	2	Total
06:15	381	97	478
06:30	564	139	703
06:45	938	166	1104
07:00	1060	152	1212
===== Hour Totals	2943	554	3497
07:15	1206	185	1391
07:30	1213	184	1397
07:45	1281	219	1500
08:00	1132	143	1275
===== Hour Totals	4832	731	5563
08:15	1147	195	1342
08:30	1148	171	1319
08:45	960	158	1118
09:00	848	149	997
===== Hour Totals	4103	673	4776
09:15	699	139	838
09:30	700	120	820
09:45	714	110	824
10:00	709	135	844
===== Hour Totals	2822	504	3326
10:15	745	118	863
10:30	602	139	741
10:45	578	89	667
11:00	647	113	760
===== Hour Totals	2572	459	3031
11:15	599	133	732
11:30	648	124	772
11:45	732	133	865
12:00	697	176	873
===== Hour Totals	2676	566	3242
12:15	675	143	818
12:30	678	152	830
12:45	672	129	801

\*\*\*\*\*

Greiner, Inc.  
Traffic Counts  
Volume by Lane Report

Page 3

\*\*\*\*\*  
Data File : D1009001.PRN  
Station : 000000000015  
Identification : 000000000015  
\*\*\*\*\*

Lanes 1-2 are Southbound  
-----

Tue - Oct 9, 90

Lane	1	2	Total
-----	-----	-----	-----
13:00	670	142	812
=====	=====	=====	=====
Hour Totals	2695	566	3261
13:15	656	135	791
13:30	631	129	760
13:45	696	141	837
14:00	641	129	770
=====	=====	=====	=====
Hour Totals	2624	534	3158
14:15	610	124	734
14:30	675	138	813
14:45	758	111	869
15:00	651	154	805
=====	=====	=====	=====
Hour Totals	2694	527	3221
15:15	720	142	862
15:30	680	108	788
15:45	880	147	1027
16:00	720	126	846
=====	=====	=====	=====
Hour Totals	3000	523	3523
16:15	772	148	920
16:30	880	177	1057
16:45	999	208	1207
17:00	746	188	934
=====	=====	=====	=====
Hour Totals	3397	721	4118
17:15	1079	229	1308
17:30	940	190	1130
17:45	795	182	977
18:00	739	164	903
=====	=====	=====	=====
Hour Totals	3553	765	4318
18:15	740	201	941
18:30	680	159	839
18:45	621	153	774
19:00	520	148	668
=====	=====	=====	=====
Hour Totals	2561	661	3222

\*\*\*\*\*



Greiner, Inc.  
Traffic Counts  
Volume by Lane Report

Page 4

\*\*\*\*\*  
Data File : D1009001.PRN  
Station : 000000000015  
Identification : 000000000015  
\*\*\*\*\*  
Lanes 1-2 are Southbound

Tue - Oct 9, 90

Lane	1	2	Total
19:15	523	110	633
19:30	448	105	553
19:45	430	95	525
20:00	348	85	433
=====	=====	=====	=====
Hour Totals	1749	395	2144
20:15	365	74	439
20:30	358	113	471
20:45	300	80	380
21:00	281	78	359
=====	=====	=====	=====
Hour Totals	1304	345	1649
21:15	324	81	405
21:30	328	86	414
21:45	271	59	330
22:00	254	77	331
=====	=====	=====	=====
Hour Totals	1177	303	1480
22:15	245	65	310
22:30	263	58	321
22:45	257	53	310
23:00	223	61	284
=====	=====	=====	=====
Hour Totals	988	237	1225
23:15	227	73	300
23:30	168	37	205
23:45	170	53	223
24:00	156	29	185
=====	=====	=====	=====
Hour Totals	721	192	913
=====	=====	=====	=====
Grand Totals	48600	9723	58323
Percentages	83.3	16.7	

\*\*\*\*\* \*

Greiner, Inc.  
Traffic Counts  
Volume by Lane Report

Page 5

\*\*\*\*\*  
Data File : D1010006.PRN  
Station : 000000000015 Count ratio : 2.00  
Identification : 000000000015 Interval : 15 minutes  
Start date : Oct 10, 90 Start time : 00:00  
Stop date : Oct 10, 90 Stop time : 24:00  
City/Town : TAMPA County : HILLSBOROUGH  
Location : MEMORIAL SB @ RAMP to I-275 WB 1=SB 2=WB  
\*\*\*\*\*

Lanes 1-2 are Southbound  
-----

Wed - Oct 10, 90

Lane	1	2	Total
00:15	144	44	188
00:30	101	23	124
00:45	165	32	197
01:00	108	35	143
=====	=====	=====	=====
Hour Totals	518	134	652
01:15	84	17	101
01:30	62	16	78
01:45	54	12	66
02:00	56	7	63
=====	=====	=====	=====
Hour Totals	256	52	308
02:15	77	14	91
02:30	51	6	57
02:45	72	14	86
03:00	67	10	77
=====	=====	=====	=====
Hour Totals	267	44	311
03:15	66	6	72
03:30	54	5	59
03:45	70	3	73
04:00	40	9	49
=====	=====	=====	=====
Hour Totals	230	23	253
04:15	41	12	53
04:30	51	8	59
04:45	85	19	104
05:00	94	9	103
=====	=====	=====	=====
Hour Totals	271	48	319
05:15	185	23	208
05:30	180	30	210
05:45	288	55	343
06:00	397	55	452
=====	=====	=====	=====
Hour Totals	1050	163	1213

\*\*\*\*\*

1-145

Greiner, Inc.  
Traffic Counts  
Volume by Lane Report

Page 6

\*\*\*\*\*  
Data File : D1010006.PRN  
Station : 000000000015  
Identification : 000000000015  
\*\*\*\*\* \*  
Lanes 1-2 are Southbound

Wed - Oct 10, 90

Lane	1	2	Total
06:15	488	78	566
06:30	710	111	821
06:45	954	143	1097
07:00	1059	147	1206
===== Hour Totals	3211	479	3690
07:15	1083	165	1248
07:30	1083	162	1245
07:45	1028	185	1213
08:00	1115	119	1234
===== Hour Totals	4309	631	4940
08:15	1166	185	1351
08:30	1186	143	1329
08:45	1254	214	1468
09:00	1132	163	1295
===== Hour Totals	4738	705	5443
09:15	779	148	927
09:30	672	133	805
09:45	690	124	814
10:00	659	108	767
===== Hour Totals	2800	513	3313
10:15	600	111	711
10:30	519	96	615
10:45	662	132	794
11:00	632	112	744
===== Hour Totals	2413	451	2864
11:15	639	110	749
11:30	613	130	743
11:45	725	128	853
12:00	663	161	824
===== Hour Totals	2640	529	3169
12:15	678	134	812
12:30	780	133	913
12:45	725	130	855

\*\*\*\*\*

Greiner, Inc.  
Traffic Counts  
Volume by Lane Report

Page 7

\*\*\*\*\*  
Data File : D1010006.PRN  
Station : 000000000015  
Identification : 000000000015  
\*\*\*\*\*  
Lanes 1-2 are Southbound

Wed - Oct 10, 90

Lane	1	2	Total
13:00	635	119	754
Hour Totals	2818	516	3334
13:15	621	127	748
13:30	637	171	808
13:45	563	147	710
14:00	556	120	676
Hour Totals	2377	565	2942
14:15	546	108	654
14:30	598	117	715
14:45	603	146	749
15:00	570	134	704
Hour Totals	2317	505	2822
15:15	591	147	738
15:30	657	107	764
15:45	942	144	1086
16:00	760	125	885
Hour Totals	2950	523	3473
16:15	787	158	945
16:30	765	184	949
16:45	899	189	1088
17:00	724	169	893
Hour Totals	3175	700	3875
17:15	1113	204	1317
17:30	1028	201	1229
17:45	914	172	1086
18:00	747	171	918
Hour Totals	3802	748	4550
18:15	714	154	868
18:30	591	147	738
18:45	613	143	756
19:00	544	154	698
Hour Totals	2462	598	3060

\*\*\*\*\*

Greiner, Inc.  
Traffic Counts  
Volume by Lane Report

Page 8

```
*****
Data File       : D1010006.PRN
Station        : 0000000000015
Identification  : 0000000000015
*****
Lanes 1-2 are Southbound
```

Wed - Oct 10, 90

Lane	1	2	Total
19:15	545	138	683
19:30	555	130	685
19:45	439	109	548
20:00	334	84	418
====	====	====	====
Hour Totals	1873	461	2334
20:15	413	87	500
20:30	292	88	380
20:45	275	84	359
21:00	264	67	331
====	====	====	====
Hour Totals	1244	326	1570
21:15	365	86	451
21:30	357	122	479
21:45	319	77	396
22:00	303	82	385
====	====	====	====
Hour Totals	1344	367	1711
22:15	313	82	395
22:30	263	80	343
22:45	266	98	364
23:00	225	50	275
====	====	====	====
Hour Totals	1067	310	1377
23:15	185	48	233
23:30	154	44	198
23:45	159	41	200
24:00	155	37	192
====	====	====	====
Hour Totals	653	170	823
====	====	====	====
Grand Totals	48785	9561	58346
Percentages	83.6	16.4	

\*\*\*\*\*

Greiner, Inc.  
Traffic Counts  
Volume by Lane Report

Page 1

\*\*\*\*\*  
Data File : D1011001.PRN  
Station : 000000000015 Count ratio : 2.00  
Identification : 000000000015 Interval : 15 minutes  
Start date : Oct 11, 90 Start time : 00:00  
Stop date : Oct 11, 90 Stop time : 24:00  
City/Town : TAMPA County : HILLSBOROUGH  
Location : MEMORIAL SB @ RAMP to I-275 WB 1=SB 2=WB  
\*\*\*\*\*  
Lanes 1-2 are Southbound

Thu - Oct 11, 90

Lane	1	2	Total
00:15	184	59	243
00:30	125	39	164
00:45	115	21	136
01:00	70	10	80
===== Hour Totals	494	129	623
01:15	94	25	119
01:30	67	16	83
01:45	92	24	116
02:00	64	17	81
===== Hour Totals	317	82	399
02:15	73	22	95
02:30	97	11	108
02:45	89	23	112
03:00	68	11	79
===== Hour Totals	327	67	394
03:15	61	10	71
03:30	33	6	39
03:45	79	4	83
04:00	46	8	54
===== Hour Totals	219	28	247
04:15	55	11	66
04:30	51	10	61
04:45	75	18	93
05:00	108	13	121
===== Hour Totals	289	52	341
05:15	144	21	165
05:30	160	27	187
05:45	208	42	250
06:00	300	62	362
===== Hour Totals	812	152	964

\*\*\*\*\*

1-149

Greiner, Inc.  
Traffic Counts  
Volume by Lane Report

Page 2

\*\*\*\*\*  
Data File : D1011001.PRN  
Station : 000000000015  
Identification : 000000000015  
\*\*\*\*\*

Lanes 1-2 are Southbound

-----  
Thu - Oct 11, 90

Lane	1	2	Total
-----	-----	-----	-----
06:15	489	88	577
06:30	765	117	882
06:45	1040	124	1164
07:00	1019	118	1137
=====	=====	=====	=====
Hour Totals	3313	447	3760
07:15	1069	145	1214
07:30	1034	118	1152
07:45	1045	144	1189
08:00	1049	127	1176
=====	=====	=====	=====
Hour Totals	4197	534	4731
08:15	1098	126	1224
08:30	1131	124	1255
08:45	1183	118	1301
09:00	1047	115	1162
=====	=====	=====	=====
Hour Totals	4459	483	4942
09:15	778	95	873
09:30	688	77	765
09:45	515	84	599
10:00	516	81	597
=====	=====	=====	=====
Hour Totals	2497	337	2834
10:15	476	65	541
10:30	440	67	507
10:45	459	65	524
11:00	563	70	633
=====	=====	=====	=====
Hour Totals	1938	267	2205
11:15	523	79	602
11:30	526	87	613
11:45	605	94	699
12:00	523	88	611
=====	=====	=====	=====
Hour Totals	2177	348	2525
12:15	533	92	625
12:30	518	91	609
12:45	570	95	665

\*\*\*\*\*

Greiner, Inc.  
Traffic Counts  
Volume by Lane Report

Page 3

\*\*\*\*\*  
Data File : D1011001.PRN  
Station : 000000000015  
Identification : 000000000015  
\*\*\*\*\*

Lanes 1-2 are Southbound

-----  
Thu - Oct 11, 90

Lane	1	2	Total
-----	-----	-----	-----
13:00	541	124	665
=====	=====	=====	=====
Hour Totals	2162	402	2564
13:15	549	131	680
13:30	592	107	699
13:45	588	119	707
14:00	547	114	661
=====	=====	=====	=====
Hour Totals	2276	471	2747
14:15	531	111	642
14:30	514	99	613
14:45	617	112	729
15:00	528	120	648
=====	=====	=====	=====
Hour Totals	2190	442	2632
15:15	547	122	669
15:30	628	126	754
15:45	716	120	836
16:00	562	116	678
=====	=====	=====	=====
Hour Totals	2453	484	2937
16:15	664	129	793
16:30	609	153	762
16:45	801	160	961
17:00	681	134	815
=====	=====	=====	=====
Hour Totals	2755	576	3331
17:15	989	198	1187
17:30	785	196	981
17:45	838	162	1000
18:00	610	155	765
=====	=====	=====	=====
Hour Totals	3222	711	3933
18:15	623	148	771
18:30	552	153	705
18:45	528	141	669
19:00	488	90	578
=====	=====	=====	=====
Hour Totals	2191	532	2723

\*\*\*\*\*

1-151



Greiner, Inc.  
Traffic Counts  
Volume by Lane Report

Page 4

\*\*\*\*\*  
Data File : D1011001.PRN  
Station : 000000000015  
Identification : 000000000015  
\*\*\*\*\*

Lanes 1-2 are Southbound

Thu - Oct 11, 90

Lane	1	2	Total
19:15	493	115	608
19:30	488	132	620
19:45	405	86	491
20:00	376	63	439
===== Hour Totals	1762	396	2158
20:15	328	67	395
20:30	339	103	442
20:45	348	101	449
21:00	289	92	381
===== Hour Totals	1304	363	1667
21:15	323	87	410
21:30	341	87	428
21:45	312	89	401
22:00	248	71	319
===== Hour Totals	1224	334	1558
22:15	323	85	408
22:30	246	73	319
22:45	311	84	395
23:00	236	53	289
===== Hour Totals	1116	295	1411
23:15	194	69	263
23:30	198	54	252
23:45	207	67	274
24:00	141	33	174
===== Hour Totals	740	223	963
===== Grand Totals	44434	8155	52589
Percentages	84.5	15.5	

\*\*\*\*\*

Greiner, Inc.  
Traffic Counts  
Volume by Lane Report

Page 12

\*\*\*\*\*  
Data File : D1012004.PRN  
Station : 000000000015 Count ratio : 2.00  
Identification : 000000000015 Interval : 15 minutes  
Start date : Oct 12, 90 Start time : 00:00  
Stop date : Oct 12, 90 Stop time : 24:00  
City/Town : TAMPA County : HILLSBOROUGH  
Location : MEMORIAL SB @ RAMP to I-275 WB 1=SB 2=WB  
\*\*\*\*\*  
Lanes 1-2 are Southbound

-----  
Fri - Oct 12, 90

Lane	1	2	Total
-----	-----	-----	-----
00:15	161	50	211
00:30	133	50	183
00:45	143	32	175
01:00	74	23	97
=====	=====	=====	=====
Hour Totals	511	155	666
01:15	106	16	122
01:30	69	21	90
01:45	77	16	93
02:00	89	12	101
=====	=====	=====	=====
Hour Totals	341	65	406
02:15	81	17	98
02:30	44	13	57
02:45	60	4	64
03:00	56	7	63
=====	=====	=====	=====
Hour Totals	241	41	282
03:15	36	15	51
03:30	58	5	63
03:45	72	3	75
04:00	49	9	58
=====	=====	=====	=====
Hour Totals	215	32	247
04:15	53	4	57
04:30	67	12	79
04:45	69	21	90
05:00	99	17	116
=====	=====	=====	=====
Hour Totals	288	54	342
05:15	152	25	177
05:30	172	27	199
05:45	207	35	242
06:00	296	45	341
=====	=====	=====	=====
Hour Totals	827	132	959

\*\*\*\*\*

1-153

Greiner, Inc.  
Traffic Counts  
Volume by Lane Report

Page 13

\*\*\*\*\*  
Data File : D1012004.PRN  
Station : 000000000015  
Identification : 000000000015  
\*\*\*\*\*  
Lanes 1-2 are Southbound

Fri - Oct 12, 90

Lane	1	2	Total
06:15	363	103	466
06:30	626	110	736
06:45	909	158	1067
07:00	944	155	1099
=====	=====	=====	=====
Hour Totals	2842	526	3368
07:15	1215	191	1406
07:30	1212	214	1426
07:45	1256	172	1428
08:00	1101	153	1254
=====	=====	=====	=====
Hour Totals	4784	730	5514
08:15	1147	177	1324
08:30	1214	163	1377
08:45	1163	152	1315
09:00	888	147	1035
=====	=====	=====	=====
Hour Totals	4412	639	5051
09:15	765	124	889
09:30	761	128	889
09:45	820	166	986
10:00	735	136	871
=====	=====	=====	=====
Hour Totals	3081	554	3635
10:15	678	127	805
10:30	645	119	764
10:45	783	112	895
11:00	713	104	817
=====	=====	=====	=====
Hour Totals	2819	462	3281
11:15	710	133	843
11:30	730	139	869
11:45	768	148	916
12:00	891	158	1049
=====	=====	=====	=====
Hour Totals	3099	578	3677
12:15	770	145	915
12:30	747	129	876
12:45	740	122	862

\*\*\*\*\*

Greiner, Inc.  
Traffic Counts  
Volume by Lane Report

Page 14

\*\*\*\*\*  
Data File : D1012004.PRN  
Station : 000000000015  
Identification : 000000000015  
\*\*\*\*\*

Lanes 1-2 are Southbound

Fri - Oct 12, 90

Lane	1	2	Total
13:00	812	171	983
Hour Totals	3069	567	3636
13:15	799	151	950
13:30	691	151	842
13:45	734	157	891
14:00	766	109	875
Hour Totals	2990	568	3558
14:15	752	136	888
14:30	760	132	892
14:45	892	148	1040
15:00	873	132	1005
Hour Totals	3277	548	3825
15:15	897	155	1052
15:30	766	142	908
15:45	996	171	1167
16:00	873	122	995
Hour Totals	3532	590	4122
16:15	900	193	1093
16:30	908	175	1083
16:45	1068	195	1263
17:00	771	175	946
Hour Totals	3647	738	4385
17:15	1111	213	1324
17:30	1176	191	1367
17:45	919	156	1075
18:00	785	175	960
Hour Totals	3991	735	4726
18:15	999	182	1181
18:30	842	173	1015
18:45	882	165	1047
19:00	808	174	982
Hour Totals	3531	694	4225

\*\*\*\*\*

1-155

Greiner, Inc.  
Traffic Counts  
Volume by Lane Report

Page 15

\*\*\*\*\*  
Data File : D1012004.PRN  
Station : 0000000000015  
Identification : 0000000000015  
\*\*\*\*\*  
Lanes 1-2 are Southbound

Fri - Oct 12, 90

Lane	1	2	Total
19:15	780	140	920
19:30	584	128	712
19:45	594	112	706
20:00	488	88	576
=====	=====	=====	=====
Hour Totals	2446	468	2914
20:15	492	79	571
20:30	459	89	548
20:45	411	117	528
21:00	397	73	470
=====	=====	=====	=====
Hour Totals	1759	358	2117
21:15	432	108	540
21:30	381	104	485
21:45	370	60	430
22:00	294	73	367
=====	=====	=====	=====
Hour Totals	1477	345	1822
22:15	373	87	460
22:30	372	79	451
22:45	318	123	441
23:00	347	88	435
=====	=====	=====	=====
Hour Totals	1410	377	1787
23:15	326	88	414
23:30	267	66	333
23:45	250	55	305
24:00	225	63	288
=====	=====	=====	=====
Hour Totals	1068	272	1340
=====	=====	=====	=====
Grand Totals	55657	10228	65885
Percentages	84.5	15.5	

\*\*\*\*\*

Greiner, Inc.  
Traffic Counts  
Volume by Lane Report

Page 5

\*\*\*\*\*  
Data File : D1013002.PRN  
Station : 000000000015 Count ratio : 2.00  
Identification : 000000000015 Interval : 15 minutes  
Start date : Oct 13, 90 Start time : 00:00  
Stop date : Oct 13, 90 Stop time : 24:00  
City/Town : TAMPA County : HILLSBOROUGH  
Location : MEMORIAL SB @ RAMP to I-275 WB 1=SB 2=WB  
\*\*\*\*\*  
Lanes 1-2 are Southbound  
-----

Sat - Oct 13, 90

Lane	1	2	Total
00:15	280	90	370
00:30	217	44	261
00:45	197	42	239
01:00	140	29	169
=====	=====	=====	=====
Hour Totals	834	205	1039
01:15	131	23	154
01:30	128	12	140
01:45	114	29	143
02:00	116	20	136
=====	=====	=====	=====
Hour Totals	489	84	573
02:15	105	23	128
02:30	70	13	83
02:45	93	13	106
03:00	78	10	88
=====	=====	=====	=====
Hour Totals	346	59	405
03:15	69	10	79
03:30	74	7	81
03:45	79	15	94
04:00	33	17	50
=====	=====	=====	=====
Hour Totals	255	49	304
04:15	62	15	77
04:30	44	15	59
04:45	67	21	88
05:00	65	11	76
=====	=====	=====	=====
Hour Totals	238	62	300
05:15	99	22	121
05:30	95	18	113
05:45	108	22	130
06:00	106	26	132
=====	=====	=====	=====
Hour Totals	408	88	496

\*\*\*\*\*

Greiner, Inc.  
Traffic Counts  
Volume by Lane Report

Page 6

\*\*\*\*\*  
Data File : D1013002.PRN  
Station : 000000000015  
Identification : 000000000015  
\*\*\*\*\*  
Lanes 1-2 are Southbound

Sat - Oct 13, 90

Lane	1	2	Total
06:15	210	29	239
06:30	252	37	289
06:45	329	64	393
07:00	307	80	387
===== Hour Totals	1098	210	1308
07:15	338	77	415
07:30	365	77	442
07:45	352	85	437
08:00	405	73	478
===== Hour Totals	1460	312	1772
08:15	339	79	418
08:30	388	75	463
08:45	456	89	545
09:00	530	92	622
===== Hour Totals	1713	335	2048
09:15	475	64	539
09:30	487	83	570
09:45	480	88	568
10:00	565	93	658
===== Hour Totals	2007	328	2335
10:15	486	79	565
10:30	582	95	677
10:45	600	118	718
11:00	536	106	642
===== Hour Totals	2204	398	2602
11:15	570	104	674
11:30	653	110	763
11:45	633	126	759
12:00	612	143	755
===== Hour Totals	2468	483	2951
12:15	622	131	753
12:30	692	144	836
12:45	643	153	796

\*\*\*\*\*

Greiner, Inc.  
Traffic Counts  
Volume by Lane Report

Page 7

\*\*\*\*\*  
Data File : D1013002.PRN  
Station : 000000000015  
Identification : 000000000015  
\*\*\*\*\*

Lanes 1-2 are Southbound

Sat - Oct 13, 90

Lane	1	2	Total
-----	-----	-----	-----
13:00	623	145	768
=====	=====	=====	=====
Hour Totals	2580	573	3153
13:15	621	123	744
13:30	604	133	737
13:45	599	97	696
14:00	531	93	624
=====	=====	=====	=====
Hour Totals	2355	446	2801
14:15	585	109	694
14:30	582	122	704
14:45	668	109	777
15:00	584	125	709
=====	=====	=====	=====
Hour Totals	2419	465	2884
15:15	535	112	647
15:30	513	97	610
15:45	579	93	672
16:00	618	107	725
=====	=====	=====	=====
Hour Totals	2245	409	2654
16:15	568	119	687
16:30	659	119	778
16:45	547	126	673
17:00	624	108	732
=====	=====	=====	=====
Hour Totals	2398	472	2870
17:15	597	125	722
17:30	564	128	692
17:45	636	129	765
18:00	496	102	598
=====	=====	=====	=====
Hour Totals	2293	484	2777
18:15	558	102	660
18:30	535	124	659
18:45	631	140	771
19:00	536	115	651
=====	=====	=====	=====
Hour Totals	2260	481	2741

\*\*\*\*\*



Greiner, Inc.  
Traffic Counts  
Volume by Lane Report

Page 8

\*\*\*\*\*  
Data File : D1013002.PRN  
Station : 000000000015  
Identification : 000000000015  
\*\*\*\*\*

Lanes 1-2 are Southbound  
-----

Sat - Oct 13, 90

Lane	1	2	Total
-----	-----	-----	-----
19:15	596	109	705
19:30	565	96	661
19:45	404	98	502
20:00	467	74	541
=====	=====	=====	=====
Hour Totals	2032	377	2409
20:15	431	92	523
20:30	457	71	528
20:45	354	60	414
21:00	358	79	437
=====	=====	=====	=====
Hour Totals	1600	302	1902
21:15	347	57	404
21:30	340	45	385
21:45	335	60	395
22:00	298	61	359
=====	=====	=====	=====
Hour Totals	1320	223	1543
22:15	297	70	367
22:30	405	51	456
22:45	432	52	484
23:00	379	66	445
=====	=====	=====	=====
Hour Totals	1513	239	1752
23:15	340	47	387
23:30	287	42	329
23:45	311	57	368
24:00	289	44	333
=====	=====	=====	=====
Hour Totals	1227	190	1417
Grand Totals	37762	7274	45036
Percentages	83.8	16.2	

\*\*\*\*\*

Greiner, Inc.  
Traffic Counts  
Volume by Lane Report

Page 27

\*\*\*\*\*

Data File : D1014008.PRN  
Station : 000000000015 Count ratio : 2.00  
Identification : 000000000015 Interval : 15 minutes  
Start date : Oct 14, 90 Start time : 00:00  
Stop date : Oct 14, 90 Stop time : 24:00  
City/Town : TAMPA County : HILLSBOROUGH  
Location : MEMORIAL SB @ RAMP to I-275 WB 1=SB 2=WB

\*\*\*\*\*

Lanes 1-2 are Southbound

Sun - Oct 14, 90

Lane	1	2	Total
00:15	281	61	342
00:30	202	43	245
00:45	222	36	258
01:00	165	25	190
=====	=====	=====	=====
Hour Totals	870	165	1035
01:15	140	14	154
01:30	138	23	161
01:45	152	15	167
02:00	105	11	116
=====	=====	=====	=====
Hour Totals	535	63	598
02:15	149	14	163
02:30	107	10	117
02:45	91	17	108
03:00	78	12	90
=====	=====	=====	=====
Hour Totals	425	53	478
03:15	93	16	109
03:30	62	6	68
03:45	52	7	59
04:00	38	3	41
=====	=====	=====	=====
Hour Totals	245	32	277
04:15	46	6	52
04:30	25	7	32
04:45	48	4	52
05:00	68	5	73
=====	=====	=====	=====
Hour Totals	187	22	209
05:15	63	6	69
05:30	56	7	63
05:45	61	12	73
06:00	81	15	96
=====	=====	=====	=====
Hour Totals	261	40	301

\*\*\*\*\*

Greiner, Inc.  
Traffic Counts  
Volume by Lane Report

Page 28

\*\*\*\*\*  
Data File : D1014008.PRN  
Station : 000000000015  
Identification : 000000000015  
\*\*\*\*\*  
Lanes 1-2 are Southbound

Sun - Oct 14, 90

Lane	1	2	Total
06:15	112	26	138
06:30	184	22	206
06:45	245	32	277
07:00	182	32	214
====	====	====	====
Hour Totals	723	112	835
07:15	187	43	230
07:30	181	54	235
07:45	229	59	288
08:00	181	39	220
====	====	====	====
Hour Totals	778	195	973
08:15	183	47	230
08:30	182	48	230
08:45	261	54	315
09:00	283	48	331
====	====	====	====
Hour Totals	909	197	1106
09:15	276	62	338
09:30	302	65	367
09:45	326	67	393
10:00	369	71	440
====	====	====	====
Hour Totals	1273	265	1538
10:15	386	80	466
10:30	442	75	517
10:45	499	115	614
11:00	449	96	545
====	====	====	====
Hour Totals	1776	366	2142
11:15	481	85	566
11:30	504	122	626
11:45	600	115	715
12:00	628	121	749
====	====	====	====
Hour Totals	2213	443	2656
12:15	564	143	707
12:30	645	179	824
12:45	692	153	845

\*\*\*\*\*

Greiner, Inc.  
Traffic Counts  
Volume by Lane Report

Page 29

\*\*\*\*\*  
Data File : D1014008.PRN  
Station : 0000000000015  
Identification : 0000000000015  
\*\*\*\*\*

Lanes 1-2 are Southbound

Sun - Oct 14, 90

Lane	1	2	Total
-----	-----	-----	-----
13:00	623	159	782
=====	=====	=====	=====
Hour Totals	2524	634	3158
13:15	615	150	765
13:30	553	124	677
13:45	499	120	619
14:00	527	125	652
=====	=====	=====	=====
Hour Totals	2194	519	2713
14:15	537	87	624
14:30	562	127	689
14:45	515	116	631
15:00	472	98	570
=====	=====	=====	=====
Hour Totals	2086	428	2514
15:15	522	130	652
15:30	519	94	613
15:45	557	122	679
16:00	553	111	664
=====	=====	=====	=====
Hour Totals	2151	457	2608
16:15	530	124	654
16:30	606	162	768
16:45	595	131	726
17:00	619	141	760
=====	=====	=====	=====
Hour Totals	2350	558	2908
17:15	729	121	850
17:30	533	139	672
17:45	606	137	743
18:00	482	145	627
=====	=====	=====	=====
Hour Totals	2350	542	2892
18:15	541	112	653
18:30	578	122	700
18:45	570	110	680
19:00	596	107	703
=====	=====	=====	=====
Hour Totals	2285	451	2736

\*\*\*\*\*

1-163

Greiner, Inc.  
Traffic Counts  
Volume by Lane Report

Page 30

```

*****
Data File       : D1014008.PRN
Station        : 0000000000015
Identification  : 0000000000015
*****
Lanes 1-2 are Southbound
-----
Sun - Oct 14, 90
Lane           1           2           Total
-----
19:15         529         102         631
19:30         560         106         666
19:45         542         113         655
20:00         491         119         610
=====
Hour Totals    2122         440         2562

20:15         369         87          456
20:30         409         85          494
20:45         388         98          486
21:00         344         92          436
=====
Hour Totals    1510         362         1872

21:15         367         93          460
21:30         319         86          405
21:45         268         53          321
22:00         268         60          328
=====
Hour Totals    1222         292         1514

22:15         249         53          302
22:30         226         59          285
22:45         259         59          318
23:00         310         70          380
=====
Hour Totals    1044         241         1285

23:15         310         106         416
23:30         229         67          296
23:45         168         65          233
24:00         180         79          259
=====
Hour Totals    887          317         1204

=====
Grand Totals   32920        7194        40114
Percentages    82.1        17.9
*****

```

Greiner, Inc.  
Traffic Counts  
Volume by Lane Report

Page 8

\*\*\*\*\*  
Data File : D1015003.PRN  
Station : 000000000015 Count ratio : 2.00  
Identification : 000000000015 Interval : 15 minutes  
Start date : Oct 15, 90 Start time : 00:00  
Stop date : Oct 15, 90 Stop time : 24:00  
City/Town : TAMPA County : HILLSBOROUGH  
Location : MEMORIAL SB @ RAMP to I-275 WB 1=SB 2=WB  
\*\*\*\*\*

Lanes 1-2 are Southbound  
-----

Mon - Oct 15, 90

Lane	1	2	Total
-----	-----	-----	-----
00:15	145	46	191
00:30	103	31	134
00:45	180	64	244
01:00	106	34	140
=====	=====	=====	=====
Hour Totals	534	175	709
01:15	106	29	135
01:30	76	32	108
01:45	53	11	64
02:00	60	8	68
=====	=====	=====	=====
Hour Totals	295	80	375
02:15	62	8	70
02:30	23	5	28
02:45	61	11	72
03:00	40	3	43
=====	=====	=====	=====
Hour Totals	186	27	213
03:15	51	8	59
03:30	41	3	44
03:45	66	11	77
04:00	26	10	36
=====	=====	=====	=====
Hour Totals	184	32	216
04:15	49	11	60
04:30	66	11	77
04:45	77	21	98
05:00	69	13	82
=====	=====	=====	=====
Hour Totals	261	56	317
05:15	158	22	180
05:30	163	37	200
05:45	202	47	249
06:00	305	56	361
=====	=====	=====	=====
Hour Totals	828	162	990

\*\*\*\*\*

Greiner, Inc.  
Traffic Counts  
Volume by Lane Report

Page 9

\*\*\*\*\*  
Data File : D1015003.PRN  
Station : 000000000015  
Identification : 000000000015  
\*\*\*\*\*

Lanes 1-2 are Southbound

Mon - Oct 15, 90

Lane	1	2	Total
06:15	424	89	513
06:30	604	136	740
06:45	942	162	1104
07:00	1091	178	1269
===== Hour Totals	3061	565	3626
07:15	1254	196	1450
07:30	1191	173	1364
07:45	1208	200	1408
08:00	1211	163	1374
===== Hour Totals	4864	732	5596
08:15	1212	146	1358
08:30	1293	159	1452
08:45	1180	152	1332
09:00	882	133	1015
===== Hour Totals	4567	590	5157
09:15	706	121	827
09:30	657	131	788
09:45	712	130	842
10:00	669	114	783
===== Hour Totals	2744	496	3240
10:15	578	109	687
10:30	602	139	741
10:45	652	110	762
11:00	636	111	747
===== Hour Totals	2468	469	2937
11:15	704	147	851
11:30	663	113	776
11:45	668	156	824
12:00	679	140	819
===== Hour Totals	2714	556	3270
12:15	770	165	935
12:30	716	161	877
12:45	733	168	901

\*\*\*\*\*

Greiner, Inc.  
Traffic Counts  
Volume by Lane Report

Page 10

```
*****
Data File      : D1015003.PRN
Station       : 0000000000015
Identification : 0000000000015
*****
Lanes 1-2 are Southbound
-----
```

Mon - Oct 15, 90

Lane	1	2	Total
-----	-----	-----	-----
13:00	710	126	836
=====	=====	=====	=====
Hour Totals	2929	620	3549
13:15	629	139	768
13:30	689	123	812
13:45	627	129	756
14:00	605	112	717
=====	=====	=====	=====
Hour Totals	2550	503	3053
14:15	604	108	712
14:30	742	144	886
14:45	672	123	795
15:00	642	132	774
=====	=====	=====	=====
Hour Totals	2660	507	3167
15:15	764	121	885
15:30	753	123	876
15:45	1063	152	1215
16:00	798	139	937
=====	=====	=====	=====
Hour Totals	3378	535	3913
16:15	878	164	1042
16:30	746	169	915
16:45	1052	185	1237
17:00	785	155	940
=====	=====	=====	=====
Hour Totals	3461	673	4134
17:15	1128	236	1364
17:30	1142	231	1373
17:45	885	194	1079
18:00	647	167	814
=====	=====	=====	=====
Hour Totals	3802	828	4630
18:15	711	166	877
18:30	638	158	796
18:45	586	156	742
19:00	469	164	633
=====	=====	=====	=====
Hour Totals	2404	644	3048

\*\*\*\*\*



Greiner, Inc.  
Traffic Counts  
Volume by Lane Report

Page 11

```
*****
Data File       : D1015003.PRN
Station        : 000000000015
Identification  : 000000000015
*****
Lanes 1-2 are Southbound
-----
Mon - Oct 15, 90
Lane           1           2           Total
-----
19:15          485          131          616
19:30          426           94          520
19:45          349           91          440
20:00          344           75          419
=====
Hour Totals    1604          391          1995

20:15          336           61          397
20:30          333           83          416
20:45          331           80          411
21:00          318           72          390
=====
Hour Totals    1318          296          1614

21:15          315           91          406
21:30          294           85          379
21:45          256           62          318
22:00          268           97          365
=====
Hour Totals    1133          335          1468

22:15          275           69          344
22:30          250           67          317
22:45          307           70          377
23:00          230           38          268
=====
Hour Totals    1062          244          1306

23:15          211           50          261
23:30          207           41          248
23:45          178           58          236
24:00          179           52          231
=====
Hour Totals     775          201          976

=====
Grand Totals   49782          9717          59499
Percentages    83.7           16.3
*****
```



TRAFFIC COUNTS  
GREINER INC.  
Volume by Lane Report

Page 1

\*\*\*\*\*

Data File : D1009012.FRN  
Station : 0000000000013 Count ratio : 2.00  
Identification : 0000000000013 Interval : 15 minutes  
Start date : Oct 9, 90 Start time : 00:00  
Stop date : Oct 9, 90 Stop time : 24:00  
City/Town : TAMPA County : HILLSBOROUGH  
Location : I-275 WB RAMP to EISENHOWER NB

\*\*\*\*\*

Lanes 1-1 are Westbound

Tue - Oct 9, 90

Lane	1	Total
00:15	62	62
00:30	56	56
00:45	54	54
01:00	42	42
====	====	====
Hour Totals	214	214
01:15	49	49
01:30	51	51
01:45	45	45
02:00	42	42
====	====	====
Hour Totals	187	187
02:15	38	38
02:30	37	37
02:45	43	43
03:00	31	31
====	====	====
Hour Totals	149	149
03:15	36	36
03:30	29	29
03:45	20	20
04:00	37	37
====	====	====
Hour Totals	122	122
04:15	56	56
04:30	52	52
04:45	63	63
05:00	79	79
====	====	====
Hour Totals	250	250
05:15	101	101
05:30	112	112
05:45	156	156
06:00	198	198
====	====	====
Hour Totals	567	567

\*\*\*\*\*

TRAFFIC COUNTS  
GREINER INC.  
Volume by Lane Report

Page 2

\*\*\*\*\*  
Data File : D1009012.PRN  
Station : 0000000000013  
Identification : 0000000000013  
\*\*\*\*\*

Lanes 1-1 are Westbound

Tue - Oct 9, 90

Lane	1	Total
06:15	216	216
06:30	232	232
06:45	246	246
07:00	288	288
===== Hour Totals	982	982
07:15	299	299
07:30	327	327
07:45	356	356
08:00	368	368
===== Hour Totals	1350	1350
08:15	397	397
08:30	416	416
08:45	411	411
09:00	366	366
===== Hour Totals	1590	1590
09:15	381	381
09:30	372	372
09:45	356	356
10:00	362	362
===== Hour Totals	1471	1471
10:15	331	331
10:30	329	329
10:45	335	335
11:00	317	317
===== Hour Totals	1312	1312
11:15	326	326
11:30	421	421
11:45	449	449
12:00	382	382
===== Hour Totals	1578	1578
12:15	320	320
12:30	235	235
12:45	247	247

\*\*\*\*\*

TRAFFIC COUNTS  
GREINER INC.  
Volume by Lane Report

Page 3

\*\*\*\*\*  
Data File : D1009012.PRN  
Station : 0000000000013  
Identification : 0000000000013  
\*\*\*\*\*  
Lanes 1-1 are Westbound

Tue - Oct 9, 90	1	Total
Lane		
-----	-----	-----
13:00	256	256
=====	=====	=====
Hour Totals	1058	1058
13:15	280	280
13:30	368	368
13:45	385	385
14:00	330	330
=====	=====	=====
Hour Totals	1363	1363
14:15	373	373
14:30	367	367
14:45	381	381
15:00	398	398
=====	=====	=====
Hour Totals	1519	1519
15:15	425	425
15:30	452	452
15:45	481	481
16:00	441	441
=====	=====	=====
Hour Totals	1799	1799
16:15	504	504
16:30	480	480
16:45	497	497
17:00	502	502
=====	=====	=====
Hour Totals	1983	1983
17:15	358	358
17:30	291	291
17:45	325	325
18:00	416	416
=====	=====	=====
Hour Totals	1390	1390
18:15	409	409
18:30	463	463
18:45	408	408
19:00	369	369
=====	=====	=====
Hour Totals	1649	1649

\*\*\*\*\*

TRAFFIC COUNTS  
GREINER INC.  
Volume by Lane Report

Page 4

\*\*\*\*\*  
Data File : D1009012.PRN  
Station : 000000000013  
Identification : 000000000013  
\*\*\*\*\*  
Lanes 1-1 are Westbound

Tue - Oct 9, 90

Lane	1	Total
19:15	318	318
19:30	300	300
19:45	295	295
20:00	258	258
=====	=====	=====
Hour Totals	1171	1171
20:15	261	261
20:30	262	262
20:45	217	217
21:00	220	220
=====	=====	=====
Hour Totals	960	960
21:15	246	246
21:30	191	191
21:45	235	235
22:00	241	241
=====	=====	=====
Hour Totals	913	913
22:15	161	161
22:30	177	177
22:45	142	142
23:00	127	127
=====	=====	=====
Hour Totals	607	607
23:15	89	89
23:30	101	101
23:45	92	92
24:00	95	95
=====	=====	=====
Hour Totals	377	377
=====	=====	=====
Grand Totals	24561	24561
Percentages	100.0	

\*\*\*\*\*

Greiner, Inc.  
Traffic Counts  
Volume by Lane Report

Page 1

\*\*\*\*\*  
Data File : D1010001.PRN  
Station : 0000000000013 Count ratio : 2.00  
Identification : 0000000000013 Interval : 15 minutes  
Start date : Oct 10, 90 Start time : 00:00  
Stop date : Oct 10, 90 Stop time : 24:00  
City/Town : TAMPA County : HILLSBOROUGH  
Location : I-275 WB RAMP to EISENHOWER NB  
\*\*\*\*\*

Lanes 1-1 are Westbound  
-----

Wed - Oct 10, 90

Lane	1	Total
00:15	72	72
00:30	45	45
00:45	47	47
01:00	38	38
=====	=====	=====
Hour Totals	202	202
01:15	48	48
01:30	55	55
01:45	33	33
02:00	45	45
=====	=====	=====
Hour Totals	181	181
02:15	37	37
02:30	35	35
02:45	36	36
03:00	27	27
=====	=====	=====
Hour Totals	135	135
03:15	39	39
03:30	25	25
03:45	19	19
04:00	42	42
=====	=====	=====
Hour Totals	125	125
04:15	64	64
04:30	41	41
04:45	69	69
05:00	87	87
=====	=====	=====
Hour Totals	261	261
05:15	107	107
05:30	116	116
05:45	167	167
06:00	224	224
=====	=====	=====
Hour Totals	614	614

\*\*\*\*\*

1-173

Greiner, Inc.  
Traffic Counts  
Volume by Lane Report

Page 2

\*\*\*\*\*  
Data File : D1010001.PRN  
Station : 000000000013  
Identification : 000000000013  
\*\*\*\*\*  
Lanes 1-1 are Westbound

-----  
Wed - Oct 10, 90

Lane	1	Total
-----	-----	-----
06:15	251	251
06:30	263	263
06:45	274	274
07:00	295	295
=====	=====	=====
Hour Totals	1083	1083
07:15	316	316
07:30	322	322
07:45	346	346
08:00	361	361
=====	=====	=====
Hour Totals	1345	1345
08:15	375	375
08:30	367	367
08:45	354	354
09:00	313	313
=====	=====	=====
Hour Totals	1409	1409
09:15	271	271
09:30	284	284
09:45	276	276
10:00	298	298
=====	=====	=====
Hour Totals	1129	1129
10:15	314	314
10:30	321	321
10:45	336	336
11:00	323	323
=====	=====	=====
Hour Totals	1294	1294
11:15	332	332
11:30	368	368
11:45	464	464
12:00	420	420
=====	=====	=====
Hour Totals	1584	1584
12:15	272	272
12:30	234	234
12:45	230	230

\*\*\*\*\*

1-174



Greiner, Inc.  
Traffic Counts  
Volume by Lane Report

Page 3

\*\*\*\*\*  
Data File : D1010001.PRN  
Station : 000000000013  
Identification : 000000000013  
\*\*\*\*\*

Lanes 1-1 are Westbound

-----  
Wed - Oct 10, 90

Lane	1	Total
-----	-----	-----
13:00	244	244
=====	=====	=====
Hour Totals	980	980
13:15	297	297
13:30	290	290
13:45	323	323
14:00	304	304
=====	=====	=====
Hour Totals	1214	1214
14:15	377	377
14:30	479	479
14:45	456	456
15:00	436	436
=====	=====	=====
Hour Totals	1748	1748
15:15	412	412
15:30	408	408
15:45	495	495
16:00	543	543
=====	=====	=====
Hour Totals	1858	1858
16:15	460	460
16:30	527	527
16:45	527	527
17:00	508	508
=====	=====	=====
Hour Totals	2022	2022
17:15	535	535
17:30	454	454
17:45	465	465
18:00	533	533
=====	=====	=====
Hour Totals	1987	1987
18:15	465	465
18:30	407	407
18:45	438	438
19:00	389	389
=====	=====	=====
Hour Totals	1699	1699

\*\*\*\*\*

Greiner, Inc.  
Traffic Counts  
Volume by Lane Report

Page 4

\*\*\*\*\*  
Data File : D1010001.PRN  
Station : 000000000013  
Identification : 000000000013  
\*\*\*\*\*  
Lanes 1-1 are Westbound

Wed - Oct 10, 90

Lane	1	Total
-----	-----	-----
19:15	345	345
19:30	269	269
19:45	282	282
20:00	251	251
=====	=====	=====
Hour Totals	1147	1147
20:15	254	254
20:30	254	254
20:45	250	250
21:00	229	229
=====	=====	=====
Hour Totals	987	987
21:15	227	227
21:30	248	248
21:45	232	232
22:00	175	175
=====	=====	=====
Hour Totals	882	882
22:15	158	158
22:30	173	173
22:45	167	167
23:00	174	174
=====	=====	=====
Hour Totals	672	672
23:15	131	131
23:30	150	150
23:45	108	108
24:00	108	108
=====	=====	=====
Hour Totals	497	497
=====	=====	=====
Grand Totals	25055	25055
Percentages	100.0	

\*\*\*\*\*

Greiner, Inc.  
Traffic Counts  
Volume by Lane Report

Page 1

\*\*\*\*\*

```
Data File      : D1011006.PRN
Station       : 0000000000013
Identification : 0000000000013
Start date    : Oct 11, 90
Stop date     : Oct 11, 90
City/Town     : TAMPA
Location      : I-275 WB RAMP to EISENHOWER NB
Count ratio   : 2.00
Interval      : 15 minutes
Start time    : 00:00
Stop time     : 24:00
County        : HILLSBOROUGH
```

\*\*\*\*\*

Lanes 1-1 are Westbound

-----  
Thu - Oct 11, 90

Lane	1	Total
-----	-----	-----
00:15	223	223
00:30	201	201
00:45	175	175
01:00	134	134
=====	=====	=====
Hour Totals	733	733
01:15	119	119
01:30	111	111
01:45	107	107
02:00	112	112
=====	=====	=====
Hour Totals	449	449
02:15	118	118
02:30	108	108
02:45	106	106
03:00	105	105
=====	=====	=====
Hour Totals	437	437
03:15	110	110
03:30	90	90
03:45	60	60
04:00	37	37
=====	=====	=====
Hour Totals	297	297
04:15	46	46
04:30	52	52
04:45	43	43
05:00	49	49
=====	=====	=====
Hour Totals	190	190
05:15	38	38
05:30	32	32
05:45	46	46
06:00	55	55
=====	=====	=====
Hour Totals	171	171

\*\*\*\*\*

Greiner, Inc.  
Traffic Counts  
Volume by Lane Report

Page 2

\*\*\*\*\*

Data File : D1011006.PRN

Station : 000000000013

Identification : 000000000013

\*\*\*\*\*

Lanes 1-1 are Westbound

-----  
Thu - Oct 11, 90

Lane	1	Total
-----	-----	-----
06:15	78	78
06:30	82	82
06:45	88	88
07:00	98	98
=====	=====	=====
Hour Totals	346	346
07:15	109	109
07:30	127	127
07:45	136	136
08:00	140	140
=====	=====	=====
Hour Totals	512	512
08:15	148	148
08:30	166	166
08:45	181	181
09:00	199	199
=====	=====	=====
Hour Totals	694	694
09:15	222	222
09:30	259	259
09:45	274	274
10:00	300	300
=====	=====	=====
Hour Totals	1055	1055
10:15	320	320
10:30	329	329
10:45	378	378
11:00	367	367
=====	=====	=====
Hour Totals	1394	1394
11:15	332	332
11:30	359	359
11:45	371	371
12:00	411	411
=====	=====	=====
Hour Totals	1473	1473
12:15	443	443
12:30	492	492
12:45	480	480

\*\*\*\*\*

Greiner, Inc.  
Traffic Counts  
Volume by Lane Report

Page 3

\*\*\*\*\*  
Data File : D1011006.PRN  
Station : 000000000013  
Identification : 000000000013  
\*\*\*\*\*  
Lanes 1-1 are Westbound

-----  
Thu - Oct 11, 90

Lane	1	Total
-----	-----	-----
13:00	501	501
=====	=====	=====
Hour Totals	1916	1916
13:15	545	545
13:30	489	489
13:45	455	455
14:00	436	436
=====	=====	=====
Hour Totals	1925	1925
14:15	411	411
14:30	429	429
14:45	450	450
15:00	482	482
=====	=====	=====
Hour Totals	1772	1772
15:15	472	472
15:30	486	486
15:45	531	531
16:00	541	541
=====	=====	=====
Hour Totals	2030	2030
16:15	612	612
16:30	497	497
16:45	330	330
17:00	322	322
=====	=====	=====
Hour Totals	1761	1761
17:15	428	428
17:30	549	549
17:45	552	552
18:00	654	654
=====	=====	=====
Hour Totals	2183	2183
18:15	443	443
18:30	389	389
18:45	408	408
19:00	359	359
=====	=====	=====
Hour Totals	1599	1599

\*\*\*\*\*

1-179

Greiner, Inc.  
Traffic Counts  
Volume by Lane Report

Page 4

\*\*\*\*\*

Data File : D1011006.PRN  
Station : 000000000013  
Identification : 000000000013

\*\*\*\*\*

Lanes 1-1 are Westbound

-----  
Thu - Oct 11, 90

Lane	1	Total
-----	-----	-----
19:15	378	378
19:30	500	500
19:45	393	393
20:00	358	358
=====	=====	=====
Hour Totals	1629	1629
20:15	361	361
20:30	362	362
20:45	367	367
21:00	292	292
=====	=====	=====
Hour Totals	1382	1382
21:15	339	339
21:30	302	302
21:45	267	267
22:00	239	239
=====	=====	=====
Hour Totals	1147	1147
22:15	207	207
22:30	204	204
22:45	255	255
23:00	314	314
=====	=====	=====
Hour Totals	980	980
23:15	345	345
23:30	311	311
23:45	238	238
24:00	195	195
=====	=====	=====
Hour Totals	1089	1089
=====	=====	=====
Grand Totals	27164	27164
Percentages	100.0	

\*\*\*\*\*

Greiner, Inc.  
Traffic Counts  
Volume by Lane Report

Page 1

\*\*\*\*\*

Data File : D1012001.PRN  
Station : 000000000013 Count ratio : 2.00  
Identification : 000000000013 Interval : 15 minutes  
Start date : Oct 12, 90 Start time : 00:00  
Stop date : Oct 12, 90 Stop time : 24:00  
City/Town : TAMPA County : HILLSBOROUGH  
Location : I-275 WB RAMP to EISENHOWER NB

\*\*\*\*\*

Lanes 1-1 are Westbound

-----  
Fri - Oct 12, 90

Lane	1	Total
00:15	124	124
00:30	118	118
00:45	102	102
01:00	93	93
=====	=====	=====
Hour Totals	437	437
01:15	81	81
01:30	75	75
01:45	83	83
02:00	68	68
=====	=====	=====
Hour Totals	307	307
02:15	71	71
02:30	65	65
02:45	68	68
03:00	59	59
=====	=====	=====
Hour Totals	263	263
03:15	71	71
03:30	53	53
03:45	47	47
04:00	42	42
=====	=====	=====
Hour Totals	213	213
04:15	53	53
04:30	59	59
04:45	68	68
05:00	62	62
=====	=====	=====
Hour Totals	242	242
05:15	98	98
05:30	134	134
05:45	147	147
06:00	188	188
=====	=====	=====
Hour Totals	567	567

\*\*\*\*\*

1-181

Greiner, Inc.  
Traffic Counts  
Volume by Lane Report

Page 2

\*\*\*\*\*  
Data File : D1012001.PRN  
Station : 000000000013  
Identification : 000000000013  
\*\*\*\*\*

Lanes 1-1 are Westbound

Fri - Oct 12, 90

Lane	1	Total
06:15	264	264
06:30	273	273
06:45	328	328
07:00	333	333
===== Hour Totals	1198	1198
07:15	357	357
07:30	369	369
07:45	396	396
08:00	411	411
===== Hour Totals	1533	1533
08:15	387	387
08:30	411	411
08:45	366	366
09:00	387	387
===== Hour Totals	1551	1551
09:15	384	384
09:30	324	324
09:45	337	337
10:00	321	321
===== Hour Totals	1366	1366
10:15	317	317
10:30	322	322
10:45	397	397
11:00	374	374
===== Hour Totals	1410	1410
11:15	373	373
11:30	428	428
11:45	431	431
12:00	434	434
===== Hour Totals	1666	1666
12:15	423	423
12:30	409	409
12:45	396	396

\*\*\*\*\*



Greiner, Inc.  
Traffic Counts  
Volume by Lane Report

Page 3

\*\*\*\*\*  
Data File : D1012001.PRN  
Station : 000000000013  
Identification : 000000000013  
\*\*\*\*\*

Lanes 1-1 are Westbound

Fri - Oct 12, 90

Lane	1	Total
-----	-----	-----
13:00	370	370
=====	=====	=====
Hour Totals	1598	1598
13:15	400	400
13:30	389	389
13:45	410	410
14:00	409	409
=====	=====	=====
Hour Totals	1608	1608
14:15	441	441
14:30	447	447
14:45	448	448
15:00	476	476
=====	=====	=====
Hour Totals	1812	1812
15:15	490	490
15:30	521	521
15:45	527	527
16:00	548	548
=====	=====	=====
Hour Totals	2086	2086
16:15	520	520
16:30	531	531
16:45	516	516
17:00	521	521
=====	=====	=====
Hour Totals	2088	2088
17:15	519	519
17:30	531	531
17:45	447	447
18:00	419	419
=====	=====	=====
Hour Totals	1916	1916
18:15	450	450
18:30	461	461
18:45	385	385
19:00	413	413
=====	=====	=====
Hour Totals	1709	1709

\*\*\*\*\*

1-183

Greiner, Inc.  
Traffic Counts  
Volume by Lane Report

Page 4

\*\*\*\*\*  
Data File : D1012001.PRN  
Station : 000000000013  
Identification : 000000000013  
\*\*\*\*\*

Lanes 1-1 are Westbound

Fri - Oct 12, 90

Lane	1	Total
-----	-----	-----
19:15	392	392
19:30	395	395
19:45	328	328
20:00	332	332
=====	=====	=====
Hour Totals	1447	1447
20:15	314	314
20:30	285	285
20:45	291	291
21:00	261	261
=====	=====	=====
Hour Totals	1151	1151
21:15	270	270
21:30	271	271
21:45	269	269
22:00	277	277
=====	=====	=====
Hour Totals	1087	1087
22:15	228	228
22:30	237	237
22:45	239	239
23:00	222	222
=====	=====	=====
Hour Totals	926	926
23:15	204	204
23:30	211	211
23:45	252	252
24:00	219	219
=====	=====	=====
Hour Totals	886	886
=====	=====	=====
Grand Totals	29067	29067
Percentages	100.0	

\*\*\*\*\*

Greiner, Inc.  
Traffic Counts  
Volume by Lane Report

Page 5

\*\*\*\*\*  
Data File : D1013009.PRN  
Station : 0000000000013 Count ratio : 2.00  
Identification : 0000000000013 Interval : 15 minutes  
Start date : Oct 13, 90 Start time : 00:00  
Stop date : Oct 13, 90 Stop time : 24:00  
City/Town : TAMPA County : HILLSBOROUGH  
Location : I-275 WB RAMP to EISENHOWER NB  
\*\*\*\*\*

Lanes 1-1 are Westbound  
-----

Sat - Oct 13, 90

Lane	1	Total
-----	-----	-----
00:15	157	157
00:30	113	113
00:45	106	106
01:00	97	97
=====	=====	=====
Hour Totals	473	473
01:15	94	94
01:30	86	86
01:45	54	54
02:00	64	64
=====	=====	=====
Hour Totals	298	298
02:15	87	87
02:30	68	68
02:45	71	71
03:00	55	55
=====	=====	=====
Hour Totals	281	281
03:15	60	60
03:30	73	73
03:45	44	44
04:00	54	54
=====	=====	=====
Hour Totals	231	231
04:15	31	31
04:30	49	49
04:45	50	50
05:00	74	74
=====	=====	=====
Hour Totals	204	204
05:15	49	49
05:30	56	56
05:45	72	72
06:00	111	111
=====	=====	=====
Hour Totals	288	288

\*\*\*\*\*

1-185

Greiner, Inc.  
Traffic Counts  
Volume by Lane Report

Page 6

\*\*\*\*\*  
Data File : D1013009.PRN  
Station : 000000000013  
Identification : 000000000013  
\*\*\*\*\*  
Lanes 1-1 are Westbound

Sat - Oct 13, 90

Lane	1	Total
06:15	97	97
06:30	142	142
06:45	160	160
07:00	189	189
===== Hour Totals	588	588
07:15	174	174
07:30	177	177
07:45	174	174
08:00	240	240
===== Hour Totals	765	765
08:15	177	177
08:30	196	196
08:45	237	237
09:00	202	202
===== Hour Totals	812	812
09:15	236	236
09:30	206	206
09:45	230	230
10:00	254	254
===== Hour Totals	926	926
10:15	242	242
10:30	305	305
10:45	306	306
11:00	334	334
===== Hour Totals	1187	1187
11:15	365	365
11:30	363	363
11:45	357	357
12:00	308	308
===== Hour Totals	1393	1393
12:15	354	354
12:30	337	337
12:45	386	386

\*\*\*\*\*

Greiner, Inc.  
Traffic Counts  
Volume by Lane Report

Page 7

\*\*\*\*\*  
Data File : D1013009.PRN  
Station : 000000000013  
Identification : 000000000013  
\*\*\*\*\*

Lanes 1-1 are Westbound

Sat - Oct 13, 90

Lane	1	Total
-----	-----	-----
13:00	347	347
=====	=====	=====
Hour Totals	1424	1424
13:15	368	368
13:30	327	327
13:45	313	313
14:00	324	324
=====	=====	=====
Hour Totals	1332	1332
14:15	356	356
14:30	361	361
14:45	342	342
15:00	363	363
=====	=====	=====
Hour Totals	1422	1422
15:15	346	346
15:30	350	350
15:45	325	325
16:00	371	371
=====	=====	=====
Hour Totals	1392	1392
16:15	375	375
16:30	380	380
16:45	322	322
17:00	339	339
=====	=====	=====
Hour Totals	1416	1416
17:15	358	358
17:30	406	406
17:45	354	354
18:00	335	335
=====	=====	=====
Hour Totals	1453	1453
18:15	367	367
18:30	334	334
18:45	344	344
19:00	350	350
=====	=====	=====
Hour Totals	1395	1395

\*\*\*\*\*

1-187

Greiner, Inc.  
Traffic Counts  
Volume by Lane Report

Page 8

\*\*\*\*\*  
Data File : D1013009.PRN  
Station : 0000000000013  
Identification : 0000000000013  
\*\*\*\*\*  
Lanes 1-1 are Westbound

Sat - Oct 13, 90

Lane	1	Total
19:15	353	353
19:30	330	330
19:45	271	271
20:00	284	284
=====	=====	=====
Hour Totals	1238	1238
20:15	239	239
20:30	241	241
20:45	208	208
21:00	206	206
=====	=====	=====
Hour Totals	894	894
21:15	245	245
21:30	227	227
21:45	245	245
22:00	238	238
=====	=====	=====
Hour Totals	955	955
22:15	244	244
22:30	230	230
22:45	249	249
23:00	256	256
=====	=====	=====
Hour Totals	979	979
23:15	221	221
23:30	192	192
23:45	224	224
24:00	219	219
=====	=====	=====
Hour Totals	856	856
=====	=====	=====
Grand Totals	22202	22202
Percentages	100.0	

\*\*\*\*\*

Greiner, Inc.  
Traffic Counts  
Volume by Lane Report

Page 31

\*\*\*\*\*  
Data File : D1014009.PRN  
Station : 000000000013 Count ratio : 2.00  
Identification : 000000000013 Interval : 15 minutes  
Start date : Oct 14, 90 Start time : 00:00  
Stop date : Oct 14, 90 Stop time : 24:00  
City/Town : TAMPA County : HILLSBOROUGH  
Location : I-275 WB RAMP to EISENHOWER NB  
\*\*\*\*\*

Lanes 1-1 are Westbound  
-----

Sun - Oct 14, 90

Lane	1	Total
00:15	145	145
00:30	123	123
00:45	113	113
01:00	105	105
=====	=====	=====
Hour Totals	486	486
01:15	89	89
01:30	86	86
01:45	69	69
02:00	80	80
=====	=====	=====
Hour Totals	324	324
02:15	73	73
02:30	85	85
02:45	57	57
03:00	77	77
=====	=====	=====
Hour Totals	292	292
03:15	91	91
03:30	50	50
03:45	42	42
04:00	39	39
=====	=====	=====
Hour Totals	222	222
04:15	23	23
04:30	28	28
04:45	19	19
05:00	38	38
=====	=====	=====
Hour Totals	108	108
05:15	28	28
05:30	50	50
05:45	51	51
06:00	70	70
=====	=====	=====
Hour Totals	199	199

\*\*\*\*\*

1-189

Greiner, Inc.  
Traffic Counts  
Volume by Lane Report

Page 32

\*\*\*\*\* \*  
Data File : D1014009.PRN  
Station : 000000000013  
Identification : 000000000013  
\*\*\*\*\* \*

Lanes 1-1 are Westbound

Sun - Oct 14, 90

Lane	1	Total
06:15	55	55
06:30	77	77
06:45	94	94
07:00	106	106
=====	=====	=====
Hour Totals	332	332
07:15	98	98
07:30	95	95
07:45	116	116
08:00	121	121
=====	=====	=====
Hour Totals	430	430
08:15	108	108
08:30	105	105
08:45	127	127
09:00	153	153
=====	=====	=====
Hour Totals	493	493
09:15	169	169
09:30	164	164
09:45	195	195
10:00	196	196
=====	=====	=====
Hour Totals	724	724
10:15	230	230
10:30	283	283
10:45	294	294
11:00	262	262
=====	=====	=====
Hour Totals	1069	1069
11:15	279	279
11:30	260	260
11:45	246	246
12:00	311	311
=====	=====	=====
Hour Totals	1096	1096
12:15	320	320
12:30	325	325
12:45	290	290

\*\*\*\*\*

1-190



Greiner, Inc.  
Traffic Counts  
Volume by Lane Report

Page 33

\*\*\*\*\*  
Data File : D1014009.PRN  
Station : 0000000000013  
Identification : 0000000000013  
\*\*\*\*\*

Lanes 1-1 are Westbound

Sun - Oct 14, 90

Lane	1	Total
-----	-----	-----
13:00	337	337
=====	=====	=====
Hour Totals	1272	1272
13:15	414	414
13:30	274	274
13:45	325	325
14:00	342	342
=====	=====	=====
Hour Totals	1355	1355
14:15	327	327
14:30	304	304
14:45	326	326
15:00	320	320
=====	=====	=====
Hour Totals	1277	1277
15:15	307	307
15:30	351	351
15:45	338	338
16:00	310	310
=====	=====	=====
Hour Totals	1306	1306
16:15	370	370
16:30	415	415
16:45	317	317
17:00	270	270
=====	=====	=====
Hour Totals	1372	1372
17:15	264	264
17:30	218	218
17:45	274	274
18:00	267	267
=====	=====	=====
Hour Totals	1023	1023
18:15	325	325
18:30	334	334
18:45	314	314
19:00	304	304
=====	=====	=====
Hour Totals	1277	1277

\*\*\*\*\*

Greiner, Inc.  
Traffic Counts  
Volume by Lane Report

```
*****
Data File       : D1014009.PRN
Station        : 0000000000013
Identification  : 0000000000013
*****
Lanes 1-1 are Westbound
```

Sun - Oct 14, 90

Lane	1	Total
-----		
19:15	302	302
19:30	359	359
19:45	290	290
20:00	273	273
=====	=====	=====
Hour Totals	1224	1224
20:15	265	265
20:30	225	225
20:45	224	224
21:00	226	226
=====	=====	=====
Hour Totals	940	940
21:15	198	198
21:30	196	196
21:45	181	181
22:00	186	186
=====	=====	=====
Hour Totals	761	761
22:15	147	147
22:30	173	173
22:45	179	179
23:00	166	166
=====	=====	=====
Hour Totals	665	665
23:15	172	172
23:30	138	138
23:45	130	130
24:00	123	123
=====	=====	=====
Hour Totals	563	563
Grand Totals	18810	18810
Percentages	100.0	

```
*****
```

Greiner, Inc.  
Traffic Counts  
Volume by Lane Report

Page 42

\*\*\*\*\*  
Data File : D1015012.PRN  
Station : 000000000013 Count ratio : 2.00  
Identification : 000000000013 Interval : 15 minutes  
Start date : Oct 15, 90 Start time : 00:00  
Stop date : Oct 15, 90 Stop time : 24:00  
City/Town : TAMPA County : HILLSBOROUGH  
Location : I-275 WB RAMP to EISENHOWER NB  
\*\*\*\*\*

Lanes 1-1 are Westbound  
-----

Mon - Oct 15, 90

Lane	1	Total
00:15	78	78
00:30	63	63
00:45	49	49
01:00	52	52
=====	=====	=====
Hour Totals	242	242
01:15	57	57
01:30	48	48
01:45	26	26
02:00	39	39
=====	=====	=====
Hour Totals	170	170
02:15	28	28
02:30	32	32
02:45	31	31
03:00	31	31
=====	=====	=====
Hour Totals	122	122
03:15	35	35
03:30	35	35
03:45	24	24
04:00	26	26
=====	=====	=====
Hour Totals	120	120
04:15	21	21
04:30	41	41
04:45	53	53
05:00	58	58
=====	=====	=====
Hour Totals	173	173
05:15	87	87
05:30	91	91
05:45	109	109
06:00	171	171
=====	=====	=====
Hour Totals	458	458

\*\*\*\*\*

1-193

Greiner, Inc.  
Traffic Counts  
Volume by Lane Report

Page 43

\*\*\*\*\*  
Data File : D1015012.PRN  
Station : 000000000013  
Identification : 000000000013  
\*\*\*\*\*  
Lanes 1-1 are Westbound  
-----

Mon - Oct 15, 90

Lane	1	Total
06:15	204	204
06:30	318	318
06:45	394	394
07:00	417	417
=====	=====	=====
Hour Totals	1333	1333
07:15	431	431
07:30	518	518
07:45	532	532
08:00	557	557
=====	=====	=====
Hour Totals	2038	2038
08:15	530	530
08:30	492	492
08:45	411	411
09:00	348	348
=====	=====	=====
Hour Totals	1781	1781
09:15	313	313
09:30	328	328
09:45	325	325
10:00	333	333
=====	=====	=====
Hour Totals	1299	1299
10:15	286	286
10:30	334	334
10:45	338	338
11:00	348	348
=====	=====	=====
Hour Totals	1306	1306
11:15	328	328
11:30	356	356
11:45	375	375
12:00	391	391
=====	=====	=====
Hour Totals	1450	1450
12:15	401	401
12:30	372	372
12:45	397	397

\*\*\*\*\*

1-194

Greiner, Inc.  
Traffic Counts  
Volume by Lane Report

Page 44

\*\*\*\*\*  
Data File : D1015012.PRN  
Station : 000000000013  
Identification : 000000000013  
\*\*\*\*\*

Lanes 1-1 are Westbound

Mon - Oct 15, 90

Lane	1	Total
13:00	368	368
=====	=====	=====
Hour Totals	1538	1538
13:15	353	353
13:30	390	390
13:45	350	350
14:00	426	426
=====	=====	=====
Hour Totals	1519	1519
14:15	386	386
14:30	368	368
14:45	428	428
15:00	373	373
=====	=====	=====
Hour Totals	1555	1555
15:15	419	419
15:30	395	395
15:45	465	465
16:00	526	526
=====	=====	=====
Hour Totals	1805	1805
16:15	389	389
16:30	502	502
16:45	509	509
17:00	533	533
=====	=====	=====
Hour Totals	1933	1933
17:15	509	509
17:30	540	540
17:45	548	548
18:00	470	470
=====	=====	=====
Hour Totals	2067	2067
18:15	449	449
18:30	450	450
18:45	381	381
19:00	398	398
=====	=====	=====
Hour Totals	1678	1678

\*\*\*\*\*

1-195

Greiner, Inc.  
Traffic Counts  
Volume by Lane Report

Page 45

```

*****
Data File       : D1015012.PRN
Station        : 000000000013
Identification : 000000000013
*****
Lanes 1-1 are Westbound
-----
Mon - Oct 15, 90
Lane           1           Total
-----
19:15          340          340
19:30          286          286
19:45          287          287
20:00          269          269
=====
Hour Totals    1182          1182

20:15          243          243
20:30          266          266
20:45          251          251
21:00          231          231
=====
Hour Totals    991          991

21:15          211          211
21:30          214          214
21:45          221          221
22:00          198          198
=====
Hour Totals    844          844

22:15          209          209
22:30          213          213
22:45          191          191
23:00          157          157
=====
Hour Totals    770          770

23:15          168          168
23:30          177          177
23:45          124          124
24:00          109          109
=====
Hour Totals    578          578

=====
Grand Totals   26952          26952
Percentages    100.0
*****

```



TRAFFIC COUNTS  
GREINER INC.  
Volume by Lane Report

Page 1

```
*****
Data File       : D1009002.PRN
Station        : 000000000002
Identification  : 000000000002
Start date     : Oct 9, 90
Stop date      : Oct 9, 90
City/Town      : TAMPA
Location       : HOOVER NB APPROACH to KENNEDY (NB)
Count ratio    : 2.00
Interval       : 15 minutes
Start time     : 00:00
Stop time      : 24:00
County         : HILLSBOROUGH
*****
```

Lanes 1-1 are Northbound

Tue - Oct 9, 90

Lane	1	Total
00:15	0	0
00:30	4	4
00:45	0	0
01:00	0	0
Hour Totals	4	4
01:15	1	1
01:30	0	0
01:45	0	0
02:00	0	0
Hour Totals	1	1
02:15	0	0
02:30	0	0
02:45	4	4
03:00	4	4
Hour Totals	8	8
03:15	1	1
03:30	5	5
03:45	1	1
04:00	0	0
Hour Totals	7	7
04:15	3	3
04:30	0	0
04:45	0	0
05:00	1	1
Hour Totals	4	4
05:15	1	1
05:30	1	1
05:45	6	6
06:00	3	3
Hour Totals	11	11

\*\*\*\*\*



TRAFFIC COUNTS  
GREINER INC.  
Volume by Lane Report

Page 2

\*\*\*\*\*  
Data File : D1009002.PRN  
Station : 0000000000002  
Identification : 0000000000002  
\*\*\*\*\*

Lanes 1-1 are Northbound  
-----

Tue - Oct 9, 90

Lane	1	Total
-----	-----	-----
06:15	5	5
06:30	4	4
06:45	3	3
07:00	6	6
=====	=====	=====
Hour Totals	18	18
07:15	14	14
07:30	23	23
07:45	30	30
08:00	31	31
=====	=====	=====
Hour Totals	98	98
08:15	24	24
08:30	29	29
08:45	34	34
09:00	45	45
=====	=====	=====
Hour Totals	132	132
09:15	58	58
09:30	39	39
09:45	39	39
10:00	57	57
=====	=====	=====
Hour Totals	193	193
10:15	66	66
10:30	69	69
10:45	67	67
11:00	58	58
=====	=====	=====
Hour Totals	260	260
11:15	66	66
11:30	98	98
11:45	128	128
12:00	112	112
=====	=====	=====
Hour Totals	404	404
12:15	153	153
12:30	107	107
12:45	100	100

\*\*\*\*\*

TRAFFIC COUNTS  
GREINER INC.  
Volume by Lane Report

Page 3

\*\*\*\*\*  
Data File : D1009002.PRN  
Station : 000000000002  
Identification : 000000000002  
\*\*\*\*\*

Lanes 1-1 are Northbound  
-----

Tue - Oct 9, 90

Lane	1	Total
-----	-----	-----
13:00	88	88
=====	=====	=====
Hour Totals	448	448
13:15	108	108
13:30	107	107
13:45	91	91
14:00	87	87
=====	=====	=====
Hour Totals	393	393
14:15	114	114
14:30	56	56
14:45	83	83
15:00	72	72
=====	=====	=====
Hour Totals	325	325
15:15	79	79
15:30	98	98
15:45	83	83
16:00	89	89
=====	=====	=====
Hour Totals	349	349
16:15	95	95
16:30	105	105
16:45	164	164
17:00	154	154
=====	=====	=====
Hour Totals	518	518
17:15	243	243
17:30	175	175
17:45	159	159
18:00	104	104
=====	=====	=====
Hour Totals	681	681
18:15	87	87
18:30	57	57
18:45	59	59
19:00	43	43
=====	=====	=====
Hour Totals	246	246

\*\*\*\*\*

TRAFFIC COUNTS  
GREINER INC.  
Volume by Lane Report

Page 4

\*\*\*\*\*  
Data File : D1009002.PRN  
Station : 000000000002  
Identification : 000000000002  
\*\*\*\*\*

Lanes 1-1 are Northbound  
-----

Tue - Oct 9, 90

Lane	1	Total
-----	-----	-----
19:15	47	47
19:30	33	33
19:45	40	40
20:00	38	38
=====	=====	=====
Hour Totals	158	158
20:15	29	29
20:30	42	42
20:45	25	25
21:00	11	11
=====	=====	=====
Hour Totals	107	107
21:15	29	29
21:30	22	22
21:45	16	16
22:00	18	18
=====	=====	=====
Hour Totals	85	85
22:15	13	13
22:30	6	6
22:45	5	5
23:00	8	8
=====	=====	=====
Hour Totals	32	32
23:15	12	12
23:30	20	20
23:45	8	8
24:00	9	9
=====	=====	=====
Hour Totals	49	49
=====	=====	=====
Grand Totals	4531	4531
Percentages	100.0	

\*\*\*\*\*

TRAFFIC COUNTS  
GREINER INC.  
Volume by Lane Report

Page 1

```
*****
Data File       : D1010004.PRN
Station        : 0000000000002          Count ratio : 2.00
Identification : 0000000000002          Interval    : 15 minutes
Start date     : Oct 10, 90              Start time   : 00:00
Stop date      : Oct 10, 90              Stop time    : 24:00
City/Town      : TAMPA                   County       : HILLSBOROUGH
Location       : HOOVER NB APPROACH to KENNEDY (NB)
*****
Lanes 1-1 are Northbound
```

Wed - Oct 10, 90

Lane	1	Total
00:15	2	2
00:30	7	7
00:45	3	3
01:00	0	0
=====	=====	=====
Hour Totals	12	12
01:15	0	0
01:30	0	0
01:45	0	0
02:00	0	0
=====	=====	=====
Hour Totals	0	0
02:15	2	2
02:30	3	3
02:45	3	3
03:00	1	1
=====	=====	=====
Hour Totals	9	9
03:15	0	0
03:30	1	1
03:45	4	4
04:00	0	0
=====	=====	=====
Hour Totals	5	5
04:15	0	0
04:30	0	0
04:45	0	0
05:00	0	0
=====	=====	=====
Hour Totals	0	0
05:15	0	0
05:30	4	4
05:45	9	9
06:00	2	2
=====	=====	=====
Hour Totals	15	15

\*\*\*\*\*

TRAFFIC COUNTS  
GREINER INC.  
Volume by Lane Report

Page 2

\*\*\*\*\*  
Data File : D1010004.PRN  
Station : 000000000002  
Identification : 000000000002  
\*\*\*\*\*  
Lanes 1-1 are Northbound

Wed - Oct 10, 90

Lane	1	Total
06:15	5	5
06:30	3	3
06:45	2	2
07:00	10	10
Hour Totals	20	20
07:15	4	4
07:30	19	19
07:45	32	32
08:00	41	41
Hour Totals	96	96
08:15	39	39
08:30	42	42
08:45	39	39
09:00	42	42
Hour Totals	162	162
09:15	52	52
09:30	41	41
09:45	57	57
10:00	50	50
Hour Totals	200	200
10:15	65	65
10:30	55	55
10:45	73	73
11:00	75	75
Hour Totals	268	268
11:15	81	81
11:30	83	83
11:45	122	122
12:00	143	143
Hour Totals	429	429
12:15	149	149
12:30	98	98
12:45	124	124

\*\*\*\*\*

TRAFFIC COUNTS  
GREINER INC.  
Volume by Lane Report

Page 3

\*\*\*\*\*  
Data File : D1010004.PRN  
Station : 0000000000002  
Identification : 0000000000002  
\*\*\*\*\*

Lanes 1-1 are Northbound

Wed - Oct 10, 90

Lane	1	Total
-----	-----	-----
13:00	91	91
=====	=====	=====
Hour Totals	462	462
13:15	90	90
13:30	84	84
13:45	50	50
14:00	62	62
=====	=====	=====
Hour Totals	286	286
14:15	122	122
14:30	60	60
14:45	89	89
15:00	77	77
=====	=====	=====
Hour Totals	348	348
15:15	85	85
15:30	105	105
15:45	89	89
16:00	96	96
=====	=====	=====
Hour Totals	375	375
16:15	102	102
16:30	113	113
16:45	176	176
17:00	165	165
=====	=====	=====
Hour Totals	556	556
17:15	261	261
17:30	188	188
17:45	170	170
18:00	112	112
=====	=====	=====
Hour Totals	731	731
18:15	93	93
18:30	61	61
18:45	64	64
19:00	45	45
=====	=====	=====
Hour Totals	263	263

\*\*\*\*\*

TRAFFIC COUNTS  
GREINER INC.  
Volume by Lane Report

Page 4

```
*****
Data File       : D1010004.PRN
Station        : 0000000000002
Identification  : 0000000000002
*****
Lanes 1-1 are Northbound
```

Wed - Oct 10, 90

Lane	1	Total
19:15	51	51
19:30	36	36
19:45	43	43
20:00	41	41
=====	=====	=====
Hour Totals	171	171
20:15	31	31
20:30	45	45
20:45	27	27
21:00	12	12
=====	=====	=====
Hour Totals	115	115
21:15	53	53
21:30	24	24
21:45	7	7
22:00	23	23
=====	=====	=====
Hour Totals	107	107
22:15	12	12
22:30	5	5
22:45	5	5
23:00	5	5
=====	=====	=====
Hour Totals	27	27
23:15	13	13
23:30	21	21
23:45	3	3
24:00	8	8
=====	=====	=====
Hour Totals	45	45
=====	=====	=====
Grand Totals	4702	4702
Percentages	100.0	

\*\*\*\*\*

Greiner, Inc.  
Traffic Counts  
Volume by Lane Report

Page 13

\*\*\*\*\*  
Data File : D1011004.PRN  
Station : 000000000002 Count ratio : 2.00  
Identification : 000000000002 Interval : 15 minutes  
Start date : Oct 11, 90 Start time : 00:00  
Stop date : Oct 11, 90 Stop time : 24:00  
City/Town : TAMPA County : HILLSBOROUGH  
Location : HOOVER NB APPROACH to KENNEDY (NB)  
\*\*\*\*\*  
Lanes 1-1 are Northbound

-----  
Thu - Oct 11, 90

Lane	1	Total
-----	-----	-----
00:15	2	2
00:30	5	5
00:45	0	0
01:00	0	0
=====	=====	=====
Hour Totals	7	7
01:15	2	2
01:30	2	2
01:45	2	2
02:00	0	0
=====	=====	=====
Hour Totals	6	6
02:15	0	0
02:30	0	0
02:45	4	4
03:00	0	0
=====	=====	=====
Hour Totals	4	4
03:15	1	1
03:30	0	0
03:45	3	3
04:00	1	1
=====	=====	=====
Hour Totals	5	5
04:15	0	0
04:30	0	0
04:45	0	0
05:00	5	5
=====	=====	=====
Hour Totals	5	5
05:15	6	6
05:30	6	6
05:45	9	9
06:00	5	5
=====	=====	=====
Hour Totals	26	26

\*\*\*\*\*



Greiner, Inc.  
Traffic Counts  
Volume by Lane Report

Page 14

\*\*\*\*\*  
Data File : D1011004.PRN  
Station : 000000000002  
Identification : 000000000002  
\*\*\*\*\*  
Lanes 1-1 are Northbound

Thu - Oct 11, 90

Lane	1	Total
06:15	3	3
06:30	6	6
06:45	9	9
07:00	4	4
===== Hour Totals	22	22
07:15	6	6
07:30	14	14
07:45	17	17
08:00	52	52
===== Hour Totals	89	89
08:15	34	34
08:30	53	53
08:45	37	37
09:00	44	44
===== Hour Totals	168	168
09:15	40	40
09:30	29	29
09:45	57	57
10:00	50	50
===== Hour Totals	176	176
10:15	44	44
10:30	55	55
10:45	38	38
11:00	49	49
===== Hour Totals	186	186
11:15	44	44
11:30	79	79
11:45	103	103
12:00	90	90
===== Hour Totals	316	316
12:15	123	123
12:30	86	86
12:45	81	81

\*\*\*\*\*

Greiner, Inc.  
Traffic Counts  
Volume by Lane Report

Page 15

\*\*\*\*\*  
Data File : D1011004.PRN  
Station : 0000000000002  
Identification : 0000000000002  
\*\*\*\*\*  
Lanes 1-1 are Northbound

-----  
Thu - Oct 11, 90

Lane	1	Total
-----	-----	-----
13:00	71	71
=====	=====	=====
Hour Totals	361	361
13:15	87	87
13:30	86	86
13:45	73	73
14:00	70	70
=====	=====	=====
Hour Totals	316	316
14:15	92	92
14:30	45	45
14:45	67	67
15:00	58	58
=====	=====	=====
Hour Totals	262	262
15:15	64	64
15:30	79	79
15:45	67	67
16:00	72	72
=====	=====	=====
Hour Totals	282	282
16:15	77	77
16:30	85	85
16:45	132	132
17:00	124	124
=====	=====	=====
Hour Totals	418	418
17:15	196	196
17:30	141	141
17:45	128	128
18:00	84	84
=====	=====	=====
Hour Totals	549	549
18:15	70	70
18:30	46	46
18:45	48	48
19:00	34	34
=====	=====	=====
Hour Totals	198	198

\*\*\*\*\*

2-11

Greiner, Inc.  
Traffic Counts  
Volume by Lane Report

Page 16

\*\*\*\*\*  
Data File : D1011004.PRN  
Station : 000000000002  
Identification : 000000000002  
\*\*\*\*\*

Lanes 1-1 are Northbound

Thu - Oct 11, 90

Lane	1	Total
-----	-----	-----
19:15	38	38
19:30	27	27
19:45	32	32
20:00	31	31
=====	=====	=====
Hour Totals	128	128
20:15	23	23
20:30	34	34
20:45	20	20
21:00	9	9
=====	=====	=====
Hour Totals	86	86
21:15	40	40
21:30	18	18
21:45	5	5
22:00	17	17
=====	=====	=====
Hour Totals	80	80
22:15	9	9
22:30	4	4
22:45	4	4
23:00	4	4
=====	=====	=====
Hour Totals	21	21
23:15	10	10
23:30	16	16
23:45	2	2
24:00	6	6
=====	=====	=====
Hour Totals	34	34
=====	=====	=====
Grand Totals	3745	3745
Percentages	100.0	

\*\*\*\*\*

Greiner, Inc.  
Traffic Counts  
Volume by Lane Report

Page 1

\*\*\*\*\*  
Data File : D1012003.PRN  
Station : 0000000000002 Count ratio : 2.00  
Identification : 0000000000002 Interval : 15 minutes  
Start date : Oct 12, 90 Start time : 00:00  
Stop date : Oct 12, 90 Stop time : 24:00  
City/Town : TAMPA County : HILLSBOROUGH  
Location : HOOVER NB APPROACH to KENNEDY (NB)  
\*\*\*\*\*  
Lanes 1-1 are Northbound

Fri - Oct 12, 90

Lane	1	Total
00:15	0	0
00:30	3	3
00:45	2	2
01:00	1	1
===== Hour Totals	6	6
01:15	3	3
01:30	0	0
01:45	2	2
02:00	0	0
===== Hour Totals	5	5
02:15	1	1
02:30	0	0
02:45	0	0
03:00	0	0
===== Hour Totals	1	1
03:15	0	0
03:30	0	0
03:45	1	1
04:00	1	1
===== Hour Totals	2	2
04:15	2	2
04:30	0	0
04:45	0	0
05:00	0	0
===== Hour Totals	2	2
05:15	6	6
05:30	1	1
05:45	3	3
06:00	0	0
===== Hour Totals	10	10

\*\*\*\*\*

2-13

Greiner, Inc.  
Traffic Counts  
Volume by Lane Report

Page 2

\*\*\*\*\*  
Data File : D1012003.PRN  
Station : 000000000002  
Identification : 000000000002  
\*\*\*\*\*

Lanes 1-1 are Northbound

Fri - Oct 12, 90

Lane	1	Total
06:15	1	1
06:30	7	7
06:45	11	11
07:00	14	14
===== Hour Totals	33	33
07:15	8	8
07:30	26	26
07:45	32	32
08:00	28	28
===== Hour Totals	94	94
08:15	45	45
08:30	31	31
08:45	39	39
09:00	40	40
===== Hour Totals	155	155
09:15	36	36
09:30	47	47
09:45	38	38
10:00	64	64
===== Hour Totals	185	185
10:15	50	50
10:30	54	54
10:45	67	67
11:00	63	63
===== Hour Totals	234	234
11:15	55	55
11:30	108	108
11:45	98	98
12:00	132	132
===== Hour Totals	393	393
12:15	137	137
12:30	88	88
12:45	76	76

\*\*\*\*\*

Greiner, Inc.  
Traffic Counts  
Volume by Lane Report

Page 3

\*\*\*\*\*  
Data File : D1012003.PRN  
Station : 000000000002  
Identification : 000000000002  
\*\*\*\*\*

Lanes 1-1 are Northbound  
-----

Fri - Oct 12, 90

Lane	1	Total
-----	-----	-----
13:00	99	99
=====	=====	=====
Hour Totals	400	400
13:15	110	110
13:30	66	66
13:45	67	67
14:00	53	53
=====	=====	=====
Hour Totals	296	296
14:15	51	51
14:30	43	43
14:45	68	68
15:00	65	65
=====	=====	=====
Hour Totals	227	227
15:15	63	63
15:30	75	75
15:45	34	34
16:00	117	117
=====	=====	=====
Hour Totals	289	289
16:15	85	85
16:30	106	106
16:45	113	113
17:00	169	169
=====	=====	=====
Hour Totals	473	473
17:15	195	195
17:30	119	119
17:45	73	73
18:00	50	50
=====	=====	=====
Hour Totals	437	437
18:15	42	42
18:30	27	27
18:45	33	33
19:00	28	28
=====	=====	=====
Hour Totals	130	130

\*\*\*\*\*

2-15

Greiner, Inc.  
Traffic Counts  
Volume by Lane Report

Page 4

\*\*\*\*\*  
Data File : D1012003.PRN  
Station : 000000000002  
Identification : 000000000002  
\*\*\*\*\*

Lanes 1-1 are Northbound

Fri - Oct 12, 90

Lane	1	Total
19:15	36	36
19:30	17	17
19:45	18	18
20:00	22	22
=====	=====	=====
Hour Totals	93	93
20:15	17	17
20:30	8	8
20:45	13	13
21:00	11	11
=====	=====	=====
Hour Totals	49	49
21:15	1	1
21:30	7	7
21:45	5	5
22:00	9	9
=====	=====	=====
Hour Totals	22	22
22:15	2	2
22:30	0	0
22:45	3	3
23:00	2	2
=====	=====	=====
Hour Totals	7	7
23:15	5	5
23:30	1	1
23:45	2	2
24:00	3	3
=====	=====	=====
Hour Totals	11	11
=====	=====	=====
Grand Totals	3554	3554
Percentages	100.0	

\*\*\*\*\*

Greiner, Inc.  
Traffic Counts  
Volume by Lane Report

Page 1

\*\*\*\*\*  
Data File : D1013010.PRN  
Station : 000000000002 Count ratio : 2.00  
Identification : 000000000002 Interval : 15 minutes  
Start date : Oct 13, 90 Start time : 00:00  
Stop date : Oct 13, 90 Stop time : 24:00  
City/Town : TAMPA County : HILLSBOROUGH  
Location : HOOVER NB APPROACH to KENNEDY (NB)  
\*\*\*\*\*

Lanes 1-1 are Northbound  
-----

Sat - Oct 13, 90

Lane	1	Total
-----	-----	-----
00:15	2	2
00:30	5	5
00:45	0	0
01:00	0	0
=====	=====	=====
Hour Totals	7	7
01:15	4	4
01:30	2	2
01:45	0	0
02:00	1	1
=====	=====	=====
Hour Totals	7	7
02:15	1	1
02:30	0	0
02:45	0	0
03:00	1	1
=====	=====	=====
Hour Totals	2	2
03:15	1	1
03:30	3	3
03:45	0	0
04:00	0	0
=====	=====	=====
Hour Totals	4	4
04:15	1	1
04:30	0	0
04:45	1	1
05:00	0	0
=====	=====	=====
Hour Totals	2	2
05:15	0	0
05:30	0	0
05:45	2	2
06:00	1	1
=====	=====	=====
Hour Totals	3	3

\*\*\*\*\*



Greiner, Inc.  
Traffic Counts  
Volume by Lane Report

Page 2

\*\*\*\*\*  
Data File : D1013010.PRN  
Station : 000000000002  
Identification : 000000000002  
\*\*\*\*\*  
Lanes 1-1 are Northbound

Sat - Oct 13, 90

Lane	1	Total
06:15	1	1
06:30	2	2
06:45	3	3
07:00	1	1
====	====	====
Hour Totals	7	7
07:15	3	3
07:30	10	10
07:45	11	11
08:00	6	6
====	====	====
Hour Totals	30	30
08:15	7	7
08:30	9	9
08:45	10	10
09:00	9	9
====	====	====
Hour Totals	35	35
09:15	8	8
09:30	14	14
09:45	13	13
10:00	18	18
====	====	====
Hour Totals	53	53
10:15	13	13
10:30	15	15
10:45	20	20
11:00	18	18
====	====	====
Hour Totals	66	66
11:15	21	21
11:30	29	29
11:45	15	15
12:00	20	20
====	====	====
Hour Totals	85	85
12:15	21	21
12:30	17	17
12:45	11	11

\*\*\*\*\*

Greiner, Inc.  
Traffic Counts  
Volume by Lane Report

Page 3

\*\*\*\*\*

Data File : D1013010.PRN  
Station : 0000000000002  
Identification : 0000000000002

\*\*\*\*\*

Lanes 1-1 are Northbound

Sat - Oct 13, 90

Lane	1	Total
-----	-----	-----
13:00	19	19
=====	=====	=====
Hour Totals	68	68
13:15	23	23
13:30	16	16
13:45	12	12
14:00	13	13
=====	=====	=====
Hour Totals	64	64
14:15	14	14
14:30	10	10
14:45	15	15
15:00	13	13
=====	=====	=====
Hour Totals	52	52
15:15	12	12
15:30	11	11
15:45	28	28
16:00	21	21
=====	=====	=====
Hour Totals	72	72
16:15	8	8
16:30	17	17
16:45	13	13
17:00	7	7
=====	=====	=====
Hour Totals	45	45
17:15	11	11
17:30	15	15
17:45	14	14
18:00	12	12
=====	=====	=====
Hour Totals	52	52
18:15	15	15
18:30	9	9
18:45	9	9
19:00	14	14
=====	=====	=====
Hour Totals	47	47

\*\*\*\*\*

Greiner, Inc.  
Traffic Counts  
Volume by Lane Report

Page 4

\*\*\*\*\*  
Data File : D1013010.PRN  
Station : 000000000002  
Identification : 000000000002  
\*\*\*\*\*  
Lanes 1-1 are Northbound

Sat - Oct 13, 90

Lane	1	Total
19:15	15	15
19:30	9	9
19:45	12	12
20:00	5	5
=====	=====	=====
Hour Totals	41	41
20:15	11	11
20:30	10	10
20:45	9	9
21:00	1	1
=====	=====	=====
Hour Totals	31	31
21:15	4	4
21:30	6	6
21:45	1	1
22:00	5	5
=====	=====	=====
Hour Totals	16	16
22:15	2	2
22:30	1	1
22:45	6	6
23:00	11	11
=====	=====	=====
Hour Totals	20	20
23:15	10	10
23:30	3	3
23:45	2	2
24:00	3	3
=====	=====	=====
Hour Totals	18	18
=====	=====	=====
Grand Totals	827	827
Percentages	100.0	

\*\*\*\*\*

Greiner, Inc.  
Traffic Counts  
Volume by Lane Report

Page 1

\*\*\*\*\*  
Data File : D1014001.PRN  
Station : 000000000002 Count ratio : 2.00  
Identification : 000000000002 Interval : 15 minutes  
Start date : Oct 14, 90 Start time : 00:00  
Stop date : Oct 14, 90 Stop time : 24:00  
City/Town : TAMPA County : HILLSBOROUGH  
Location : HOOVER NB APPROACH to KENNEDY (NB)  
\*\*\*\*\*  
Lanes 1-1 are Northbound

Sun - Oct 14, 90

Lane	1	Total
00:15	1	1
00:30	5	5
00:45	2	2
01:00	0	0
===== Hour Totals	8	8
01:15	0	0
01:30	1	1
01:45	2	2
02:00	0	0
===== Hour Totals	3	3
02:15	4	4
02:30	0	0
02:45	0	0
03:00	4	4
===== Hour Totals	8	8
03:15	0	0
03:30	1	1
03:45	0	0
04:00	1	1
===== Hour Totals	2	2
04:15	0	0
04:30	2	2
04:45	0	0
05:00	0	0
===== Hour Totals	2	2
05:15	0	0
05:30	0	0
05:45	0	0
06:00	2	2
===== Hour Totals	2	2

\*\*\*\*\*

Greiner, Inc.  
Traffic Counts  
Volume by Lane Report

Page 2

\*\*\*\*\*  
Data File : D1014001.PRN  
Station : 0000000000002  
Identification : 0000000000002  
\*\*\*\*\*

Lanes 1-1 are Northbound

Sun - Oct 14, 90

Lane	1	Total
06:15	0	0
06:30	3	3
06:45	2	2
07:00	1	1
====	====	====
Hour Totals	6	6
07:15	1	1
07:30	4	4
07:45	2	2
08:00	0	0
====	====	====
Hour Totals	7	7
08:15	3	3
08:30	5	5
08:45	5	5
09:00	12	12
====	====	====
Hour Totals	25	25
09:15	6	6
09:30	6	6
09:45	7	7
10:00	3	3
====	====	====
Hour Totals	22	22
10:15	8	8
10:30	9	9
10:45	17	17
11:00	8	8
====	====	====
Hour Totals	42	42
11:15	12	12
11:30	18	18
11:45	13	13
12:00	20	20
====	====	====
Hour Totals	63	63
12:15	13	13
12:30	6	6
12:45	5	5

\*\*\*\*\*

Greiner, Inc.  
Traffic Counts  
Volume by Lane Report

Page 2

\*\*\*\*\*  
Data File : D1014001.PRN  
Station : 000000000002  
Identification : 000000000002  
\*\*\*\*\*  
Lanes 1-1 are Northbound

Sun - Oct 14, 90

Lane	1	Total
-----	-----	-----
13:00	13	13
=====	=====	=====
Hour Totals	37	37
13:15	10	10
13:30	10	10
13:45	5	5
14:00	6	6
=====	=====	=====
Hour Totals	31	31
14:15	9	9
14:30	10	10
14:45	9	9
15:00	13	13
=====	=====	=====
Hour Totals	41	41
15:15	7	7
15:30	8	8
15:45	2	2
16:00	19	19
=====	=====	=====
Hour Totals	36	36
16:15	9	9
16:30	17	17
16:45	6	6
17:00	7	7
=====	=====	=====
Hour Totals	39	39
17:15	23	23
17:30	14	14
17:45	11	11
18:00	13	13
=====	=====	=====
Hour Totals	61	61
18:15	5	5
18:30	17	17
18:45	18	18
19:00	9	9
=====	=====	=====
Hour Totals	49	49

\*\*\*\*\*

2-23

Greiner, Inc.  
Traffic Counts  
Volume by Lane Report

Page 4

\*\*\*\*\*  
Data File : D1014001.PRN  
Station : 000000000002  
Identification : 000000000002  
\*\*\*\*\*

Lanes 1-1 are Northbound

Sun - Oct 14, 90

Lane	1	Total
-----	-----	-----
19:15	3	3
19:30	9	9
19:45	12	12
20:00	7	7
=====	=====	=====
Hour Totals	31	31
20:15	13	13
20:30	9	9
20:45	7	7
21:00	9	9
=====	=====	=====
Hour Totals	38	38
21:15	6	6
21:30	11	11
21:45	5	5
22:00	0	0
=====	=====	=====
Hour Totals	22	22
22:15	3	3
22:30	5	5
22:45	3	3
23:00	4	4
=====	=====	=====
Hour Totals	15	15
23:15	6	6
23:30	2	2
23:45	1	1
24:00	0	0
=====	=====	=====
Hour Totals	9	9
=====	=====	=====
Grand Totals	599	599
Percentages	100.0	

\*\*\*\*\*

TRAFFIC COUNTS  
GREINER INC.  
Volume by Lane Report

Page 13

\*\*\*\*\*  
Data File : D1015010.PRN  
Station : 0000000000002 Count ratio : 2.00  
Identification : 0000000000002 Interval : 15 minutes  
Start date : Oct 15, 90 Start time : 00:00  
Stop date : Oct 15, 90 Stop time : 24:00  
City/Town : TAMPA County : 2  
Location : HOOVER NB APPROACH to KENNEDY (NB)  
\*\*\*\*\*

Lanes 1-1 are Northbound  
-----

Mon - Oct 15, 90

Lane	1	Total
-----	-----	-----
00:15	2	2
00:30	0	0
00:45	1	1
01:00	5	5
=====	=====	=====
Hour Totals	8	8
01:15	0	0
01:30	0	0
01:45	0	0
02:00	2	2
=====	=====	=====
Hour Totals	2	2
02:15	0	0
02:30	0	0
02:45	0	0
03:00	0	0
=====	=====	=====
Hour Totals	0	0
03:15	2	2
03:30	0	0
03:45	1	1
04:00	1	1
=====	=====	=====
Hour Totals	4	4
04:15	2	2
04:30	0	0
04:45	2	2
05:00	0	0
=====	=====	=====
Hour Totals	4	4
05:15	4	4
05:30	5	5
05:45	3	3
06:00	0	0
=====	=====	=====
Hour Totals	12	12

\*\*\*\*\*

2-25



TRAFFIC COUNTS  
GREINER INC.  
Volume by Lane Report

Page 1

\*\*\*\*\*  
Data File : D1015010.PRN  
Station : 000000000002  
Identification : 000000000002  
\*\*\*\*\*

Lanes 1-1 are Northbound

-----  
Mon - Oct 15, 90

Lane	1	Total
-----	-----	-----
06:15	4	4
06:30	7	7
06:45	5	5
07:00	4	4
=====	=====	=====
Hour Totals	20	20
07:15	8	8
07:30	5	5
07:45	23	23
08:00	32	32
=====	=====	=====
Hour Totals	68	68
08:15	23	23
08:30	22	22
08:45	38	38
09:00	34	34
=====	=====	=====
Hour Totals	117	117
09:15	23	23
09:30	19	19
09:45	31	31
10:00	51	51
=====	=====	=====
Hour Totals	124	124
10:15	56	56
10:30	55	55
10:45	73	73
11:00	67	67
=====	=====	=====
Hour Totals	251	251
11:15	57	57
11:30	67	67
11:45	70	70
12:00	81	81
=====	=====	=====
Hour Totals	275	275
12:15	97	97
12:30	90	90
12:45	70	70

\*\*\*\*\*

TRAFFIC COUNTS  
GREINER INC.  
Volume by Lane Report

Page 15

\*\*\*\*\*  
Data File : D1015010.PRN  
Station : 000000000002  
Identification : 000000000002  
\*\*\*\*\*

Lanes 1-1 are Northbound  
-----

Mon - Oct 15, 90

Lane	1	Total
-----	-----	-----
13:00	67	67
=====	=====	=====
Hour Totals	324	324
13:15	84	84
13:30	84	84
13:45	51	51
14:00	61	61
=====	=====	=====
Hour Totals	280	280
14:15	62	62
14:30	86	86
14:45	62	62
15:00	59	59
=====	=====	=====
Hour Totals	269	269
15:15	72	72
15:30	63	63
15:45	48	48
16:00	58	58
=====	=====	=====
Hour Totals	241	241
16:15	78	78
16:30	47	47
16:45	78	78
17:00	73	73
=====	=====	=====
Hour Totals	276	276
17:15	185	185
17:30	91	91
17:45	32	32
18:00	37	37
=====	=====	=====
Hour Totals	345	345
18:15	34	34
18:30	25	25
18:45	34	34
19:00	35	35
=====	=====	=====
Hour Totals	128	128

\*\*\*\*\*

2-27

## TRAFFIC COUNTS

GREINER INC.

## Volume by Lane Report

Page 5

Data File : D1015010.PRN

Station : 000000000002

Identification : 000000000002

Lanes 1-1 are Northbound

Mon - Oct 15, 90

Lane	1	Total
-----	-----	-----
19:15	29	29
19:30	17	17
19:45	24	24
20:00	8	8
=====	=====	=====
Hour Totals	78	78
20:15	21	21
20:30	17	17
20:45	22	22
21:00	17	17
=====	=====	=====
Hour Totals	77	77
21:15	14	14
21:30	6	6
21:45	14	14
22:00	5	5
=====	=====	=====
Hour Totals	39	39
22:15	4	4
22:30	2	2
22:45	7	7
23:00	1	1
=====	=====	=====
Hour Totals	14	14
23:15	3	3
23:30	3	3
23:45	1	1
24:00	0	0
=====	=====	=====
Hour Totals	7	7
=====	=====	=====
Grand Totals	2963	2963
Percentages	100.0	

\*\*\*\*\*

Greiner, Inc.  
Traffic Counts  
Volume by Lane Report

Page 1

\*\*\*\*\*

Data File : D1009009.PRN  
Station : 000000000001 Count ratio : 2.00  
Identification : 000000000001 Interval : 15 minutes  
Start date : Oct 9, 90 Start time : 00:00  
Stop date : Oct 9, 90 Stop time : 24:00  
City/Town : TAMPA County : HILLSBOROUGH  
Location : HOOVER SB APPROACH to KENNEDY (SB)

\*\*\*\*\*

Lanes 1-1 are Southbound

Tue - Oct 9, 90

Lane	1	Total
00:15	13	13
00:30	5	5
00:45	13	13
01:00	14	14
=====	=====	=====
Hour Totals	45	45
01:15	17	17
01:30	4	4
01:45	8	8
02:00	0	0
=====	=====	=====
Hour Totals	29	29
02:15	0	0
02:30	0	0
02:45	0	0
03:00	0	0
=====	=====	=====
Hour Totals	0	0
03:15	1	1
03:30	2	2
03:45	0	0
04:00	2	2
=====	=====	=====
Hour Totals	5	5
04:15	3	3
04:30	0	0
04:45	0	0
05:00	0	0
=====	=====	=====
Hour Totals	3	3
05:15	0	0
05:30	4	4
05:45	10	10
06:00	4	4
=====	=====	=====
Hour Totals	18	18

\*\*\*\*\*

Greiner, Inc.  
Traffic Counts  
Volume by Lane Report

Page 2

\*\*\*\*\*  
Data File : D1009009.PRN  
Station : 000000000001  
Identification : 000000000001  
\*\*\*\*\*  
Lanes 1-1 are Southbound  
-----

Tue - Oct 9, 90

Lane	1	Total
06:15	6	6
06:30	2	2
06:45	8	8
07:00	13	13
=====	=====	=====
Hour Totals	29	29
07:15	13	13
07:30	20	20
07:45	17	17
08:00	16	16
=====	=====	=====
Hour Totals	66	66
08:15	19	19
08:30	23	23
08:45	38	38
09:00	31	31
=====	=====	=====
Hour Totals	111	111
09:15	45	45
09:30	47	47
09:45	32	32
10:00	32	32
=====	=====	=====
Hour Totals	156	156
10:15	21	21
10:30	29	29
10:45	31	31
11:00	50	50
=====	=====	=====
Hour Totals	131	131
11:15	48	48
11:30	41	41
11:45	71	71
12:00	54	54
=====	=====	=====
Hour Totals	214	214
12:15	43	43
12:30	46	46
12:45	48	48

\*\*\*\*\*

Greiner, Inc.  
Traffic Counts  
Volume by Lane Report

Page 3

\*\*\*\*\*  
Data File : D1009009.PRN  
Station : 000000000001  
Identification : 000000000001  
\*\*\*\*\*  
Lanes 1-1 are Southbound

-----  
Tue - Oct 9, 90  
Lane 1 Total  
-----  
13:00 52 52  
=====

Hour Totals	189	189
-------------	-----	-----

13:15 64 64  
13:30 33 33  
13:45 44 44  
14:00 38 38  
=====

Hour Totals	179	179
-------------	-----	-----

14:15 51 51  
14:30 39 39  
14:45 29 29  
15:00 43 43  
=====

Hour Totals	162	162
-------------	-----	-----

15:15 36 36  
15:30 38 38  
15:45 43 43  
16:00 44 44  
=====

Hour Totals	161	161
-------------	-----	-----

16:15 56 56  
16:30 83 83  
16:45 67 67  
17:00 75 75  
=====

Hour Totals	281	281
-------------	-----	-----

17:15 172 172  
17:30 68 68  
17:45 76 76  
18:00 46 46  
=====

Hour Totals	362	362
-------------	-----	-----

18:15 58 58  
18:30 41 41  
18:45 26 26  
19:00 21 21  
=====

Hour Totals	146	146
-------------	-----	-----

\*\*\*\*\*

Greiner, Inc.  
Traffic Counts  
Volume by Lane Report

Page 4

```
*****
Data File      : D1009009.PRN
Station       : 000000000001
Identification : 000000000001
*****
Lanes 1-1 are Southbound
```

Tue - Oct 9, 90

Lane	1	Total
-----	-----	-----
19:15	25	25
19:30	17	17
19:45	18	18
20:00	14	14
=====	=====	=====
Hour Totals	74	74
20:15	10	10
20:30	3	3
20:45	17	17
21:00	17	17
=====	=====	=====
Hour Totals	47	47
21:15	8	8
21:30	6	6
21:45	6	6
22:00	4	4
=====	=====	=====
Hour Totals	24	24
22:15	11	11
22:30	7	7
22:45	3	3
23:00	7	7
=====	=====	=====
Hour Totals	28	28
23:15	9	9
23:30	5	5
23:45	6	6
24:00	2	2
=====	=====	=====
Hour Totals	22	22
=====	=====	=====
Grand Totals	2482	2482
Percentages	100.0	

\*\*\*\*\*

Greiner, Inc.  
Traffic Counts  
Volume by Lane Report

Page 44

\*\*\*\*\*  
Data File : D1010012.PRN  
Station : 0000000000001 Count ratio : 2.00  
Identification : 0000000000001 Interval : 15 minutes  
Start date : Oct 10, 90 Start time : 00:00  
Stop date : Oct 10, 90 Stop time : 24:00  
City/Town : TAMPA County : HILLSBOROUGH  
Location : HOOVER SB APPROACH to KENNEDY (SB)  
\*\*\*\*\*

Lanes 1-1 are Southbound  
-----

Wed - Oct 10, 90

Lane	1	Total
-----	-----	-----
00:15	0	0
00:30	3	3
00:45	6	6
01:00	5	5
=====	=====	=====
Hour Totals	14	14
01:15	0	0
01:30	2	2
01:45	8	8
02:00	0	0
=====	=====	=====
Hour Totals	10	10
02:15	5	5
02:30	0	0
02:45	1	1
03:00	0	0
=====	=====	=====
Hour Totals	6	6
03:15	0	0
03:30	1	1
03:45	0	0
04:00	0	0
=====	=====	=====
Hour Totals	1	1
04:15	0	0
04:30	0	0
04:45	0	0
05:00	0	0
=====	=====	=====
Hour Totals	0	0
05:15	0	0
05:30	6	6
05:45	3	3
06:00	3	3
=====	=====	=====
Hour Totals	12	12

\*\*\*\*\*



Greiner, Inc.  
Traffic Counts  
Volume by Lane Report

Page 45

\*\*\*\*\*  
Data File : D1010012.PRN  
Station : 000000000001  
Identification : 000000000001  
\*\*\*\*\*  
Lanes 1-1 are Southbound

-----  
Wed - Oct 10, 90

Lane	1	Total
06:15	0	0
06:30	2	2
06:45	4	4
07:00	6	6
=====	=====	=====
Hour Totals	12	12
07:15	7	7
07:30	11	11
07:45	18	18
08:00	9	9
=====	=====	=====
Hour Totals	45	45
08:15	17	17
08:30	36	36
08:45	30	30
09:00	28	28
=====	=====	=====
Hour Totals	111	111
09:15	17	17
09:30	25	25
09:45	36	36
10:00	34	34
=====	=====	=====
Hour Totals	112	112
10:15	39	39
10:30	41	41
10:45	31	31
11:00	47	47
=====	=====	=====
Hour Totals	158	158
11:15	32	32
11:30	48	48
11:45	54	54
12:00	44	44
=====	=====	=====
Hour Totals	178	178
12:15	66	66
12:30	53	53
12:45	33	33

\*\*\*\*\*

Greiner, Inc.  
Traffic Counts  
Volume by Lane Report

Page 46

\*\*\*\*\*  
Data File : D1010012.PRN  
Station : 0000000000001  
Identification : 0000000000001  
\*\*\*\*\*

Lanes 1-1 are Southbound  
-----

Wed - Oct 10, 90

Lane	1	Total
-----	-----	-----
13:00	45	45
=====	=====	=====
Hour Totals	197	197
13:15	64	64
13:30	46	46
13:45	35	35
14:00	37	37
=====	=====	=====
Hour Totals	182	182
14:15	31	31
14:30	26	26
14:45	33	33
15:00	31	31
=====	=====	=====
Hour Totals	121	121
15:15	25	25
15:30	47	47
15:45	27	27
16:00	31	31
=====	=====	=====
Hour Totals	130	130
16:15	48	48
16:30	91	91
16:45	79	79
17:00	66	66
=====	=====	=====
Hour Totals	284	284
17:15	188	188
17:30	83	83
17:45	89	89
18:00	45	45
=====	=====	=====
Hour Totals	405	405
18:15	40	40
18:30	33	33
18:45	14	14
19:00	22	22
=====	=====	=====
Hour Totals	109	109

\*\*\*\*\*

Greiner, Inc.  
Traffic Counts  
Volume by Lane Report

Page 47

\*\*\*\*\*  
Data File : D1010012.PRN  
Station : 000000000001  
Identification : 000000000001  
\*\*\*\*\*

Lanes 1-1 are Southbound  
-----

Wed - Oct 10, 90

Lane	1	Total
-----	-----	-----
19:15	17	17
19:30	12	12
19:45	9	9
20:00	8	8
=====	=====	=====
Hour Totals	46	46

20:15	12	12
20:30	18	18
20:45	26	26
21:00	4	4
=====	=====	=====
Hour Totals	60	60

21:15	3	3
21:30	10	10
21:45	7	7
22:00	6	6
=====	=====	=====
Hour Totals	26	26

22:15	6	6
22:30	11	11
22:45	6	6
23:00	5	5
=====	=====	=====
Hour Totals	28	28

23:15	4	4
23:30	5	5
23:45	13	13
24:00	13	13
=====	=====	=====
Hour Totals	35	35

=====	=====	=====
Grand Totals	2282	2282
Percentages	100.0	

\*\*\*\*\*

Greiner, Inc.  
Traffic Counts  
Volume by Lane Report

Page 45

\*\*\*\*\*  
Data File : D1011012.PRN  
Station : 0000000000001 Count ratio : 2.00  
Identification : 0000000000001 Interval : 15 minutes  
Start date : Oct 11, 90 Start time : 00:00  
Stop date : Oct 11, 90 Stop time : 24:00  
City/Town : TAMPA County : HILLSBOROUGH  
Location : HOOVER SB APPROACH to KENNEDY (SB)  
\*\*\*\*\*

Lanes 1-1 are Southbound  
-----

Thu - Oct 11, 90

Lane	1	Total
00:15	5	5
00:30	6	6
00:45	8	8
01:00	1	1
=====	=====	=====
Hour Totals	20	20
01:15	5	5
01:30	0	0
01:45	7	7
02:00	4	4
=====	=====	=====
Hour Totals	16	16
02:15	1	1
02:30	0	0
02:45	0	0
03:00	1	1
=====	=====	=====
Hour Totals	2	2
03:15	0	0
03:30	0	0
03:45	0	0
04:00	0	0
=====	=====	=====
Hour Totals	0	0
04:15	0	0
04:30	2	2
04:45	4	4
05:00	1	1
=====	=====	=====
Hour Totals	7	7
05:15	0	0
05:30	3	3
05:45	1	1
06:00	3	3
=====	=====	=====
Hour Totals	7	7

\*\*\*\*\*

Greiner, Inc.  
Traffic Counts  
Volume by Lane Report

Page 46

\*\*\*\*\*  
Data File : D1011012.PRN  
Station : 000000000001  
Identification : 000000000001  
\*\*\*\*\*  
Lanes 1-1 are Southbound

Thu - Oct 11, 90

Lane	1	Total
06:15	6	6
06:30	1	1
06:45	2	2
07:00	8	8
===== Hour Totals	17	17
07:15	4	4
07:30	7	7
07:45	12	12
08:00	20	20
===== Hour Totals	43	43
08:15	16	16
08:30	17	17
08:45	33	33
09:00	30	30
===== Hour Totals	96	96
09:15	16	16
09:30	12	12
09:45	11	11
10:00	14	14
===== Hour Totals	53	53
10:15	23	23
10:30	17	17
10:45	15	15
11:00	21	21
===== Hour Totals	76	76
11:15	30	30
11:30	35	35
11:45	33	33
12:00	42	42
===== Hour Totals	140	140
12:15	43	43
12:30	33	33
12:45	48	48

\*\*\*\*\*

Greiner, Inc.  
Traffic Counts  
Volume by Lane Report

Page 47

\*\*\*\*\*  
Data File : D1011012.PRN  
Station : 0000000000001  
Identification : 0000000000001  
\*\*\*\*\*

Lanes 1-1 are Southbound

-----  
Thu - Oct 11, 90

Lane	1	Total
-----	-----	-----
13:00	42	42
=====	=====	=====
Hour Totals	166	166
13:15	34	34
13:30	36	36
13:45	28	28
14:00	21	21
=====	=====	=====
Hour Totals	119	119
14:15	36	36
14:30	16	16
14:45	27	27
15:00	30	30
=====	=====	=====
Hour Totals	109	109
15:15	27	27
15:30	16	16
15:45	35	35
16:00	42	42
=====	=====	=====
Hour Totals	120	120
16:15	152	152
16:30	84	84
16:45	69	69
17:00	49	49
=====	=====	=====
Hour Totals	354	354
17:15	77	77
17:30	45	45
17:45	26	26
18:00	44	44
=====	=====	=====
Hour Totals	192	192
18:15	37	37
18:30	30	30
18:45	18	18
19:00	11	11
=====	=====	=====
Hour Totals	96	96

\*\*\*\*\*

Greiner, Inc.  
Traffic Counts  
Volume by Lane Report

Page 48

\*\*\*\*\*  
Data File : D1011012.PRN  
Station : 000000000001  
Identification : 000000000001  
\*\*\*\*\*  
Lanes 1-1 are Southbound

Thu - Oct 11, 90

Lane	1	Total
19:15	15	15
19:30	8	8
19:45	8	8
20:00	10	10
Hour Totals	41	41
20:15	11	11
20:30	7	7
20:45	12	12
21:00	6	6
Hour Totals	36	36
21:15	10	10
21:30	12	12
21:45	3	3
22:00	14	14
Hour Totals	39	39
22:15	12	12
22:30	11	11
22:45	14	14
23:00	5	5
Hour Totals	42	42
23:15	14	14
23:30	12	12
23:45	13	13
24:00	3	3
Hour Totals	42	42
Grand Totals	1833	1833
Percentages	100.0	

\*\*\*\*\*

Greiner, Inc.  
Traffic Counts  
Volume by Lane Report

Page 32

\*\*\*\*\*  
Data File : D1012009.PRN  
Station : 000000000001 Count ratio : 2.00  
Identification : 000000000001 Interval : 15 minutes  
Start date : Oct 12, 90 Start time : 00:00  
Stop date : Oct 12, 90 Stop time : 24:00  
City/Town : TAMPA County : HILLSBOROUGH  
Location : HOOVER SB APPROACH to KENNEDY (SB)  
\*\*\*\*\*

Lanes 1-1 are Southbound  
-----

Fri - Oct 12, 90

Lane	1	Total
-----	-----	-----
00:15	5	5
00:30	11	11
00:45	6	6
01:00	3	3
=====	=====	=====
Hour Totals	25	25
01:15	4	4
01:30	2	2
01:45	3	3
02:00	1	1
=====	=====	=====
Hour Totals	10	10
02:15	8	8
02:30	0	0
02:45	4	4
03:00	0	0
=====	=====	=====
Hour Totals	12	12
03:15	1	1
03:30	0	0
03:45	0	0
04:00	2	2
=====	=====	=====
Hour Totals	3	3
04:15	1	1
04:30	3	3
04:45	0	0
05:00	0	0
=====	=====	=====
Hour Totals	4	4
05:15	2	2
05:30	2	2
05:45	5	5
06:00	3	3
=====	=====	=====
Hour Totals	12	12

\*\*\*\*\*

2-41



Greiner, Inc.  
Traffic Counts  
Volume by Lane Report

Page 33

\*\*\*\*\*  
Data File : D1012009.PRN  
Station : 000000000001  
Identification : 000000000001  
\*\*\*\*\*

Lanes 1-1 are Southbound

-----  
Fri - Oct 12, 90

Lane	1	Total
-----	-----	-----
06:15	1	1
06:30	3	3
06:45	1	1
07:00	12	12
=====	=====	=====
Hour Totals	17	17
07:15	9	9
07:30	14	14
07:45	18	18
08:00	16	16
=====	=====	=====
Hour Totals	57	57
08:15	20	20
08:30	33	33
08:45	29	29
09:00	18	18
=====	=====	=====
Hour Totals	100	100
09:15	33	33
09:30	30	30
09:45	36	36
10:00	35	35
=====	=====	=====
Hour Totals	134	134
10:15	14	14
10:30	42	42
10:45	32	32
11:00	41	41
=====	=====	=====
Hour Totals	129	129
11:15	47	47
11:30	56	56
11:45	86	86
12:00	68	68
=====	=====	=====
Hour Totals	257	257
12:15	52	52
12:30	87	87
12:45	52	52

\*\*\*\*\*

Greiner, Inc.  
Traffic Counts  
Volume by Lane Report

Page 34

\*\*\*\*\*  
Data File : D1012009.PRN  
Station : 000000000001  
Identification : 000000000001  
\*\*\*\*\*  
Lanes 1-1 are Southbound  
-----

Fri - Oct 12, 90

Lane	1	Total
-----	-----	-----
13:00	56	56
=====	=====	=====
Hour Totals	247	247
13:15	75	75
13:30	58	58
13:45	54	54
14:00	50	50
=====	=====	=====
Hour Totals	237	237
14:15	34	34
14:30	29	29
14:45	43	43
15:00	52	52
=====	=====	=====
Hour Totals	158	158
15:15	33	33
15:30	45	45
15:45	43	43
16:00	63	63
=====	=====	=====
Hour Totals	184	184
16:15	42	42
16:30	82	82
16:45	62	62
17:00	53	53
=====	=====	=====
Hour Totals	239	239
17:15	157	157
17:30	87	87
17:45	78	78
18:00	66	66
=====	=====	=====
Hour Totals	388	388
18:15	44	44
18:30	38	38
18:45	31	31
19:00	34	34
=====	=====	=====
Hour Totals	147	147

\*\*\*\*\*

Greiner, Inc.  
Traffic Counts  
Volume by Lane Report

Page 35

\*\*\*\*\*  
Data File : D1012009.PRN  
Station : 000000000001  
Identification : 000000000001  
\*\*\*\*\*

Lanes 1-1 are Southbound

Fri - Oct 12, 90

Lane	1	Total
19:15	24	24
19:30	12	12
19:45	11	11
20:00	28	28
===== Hour Totals	75	75
20:15	19	19
20:30	17	17
20:45	21	21
21:00	7	7
===== Hour Totals	64	64
21:15	9	9
21:30	18	18
21:45	17	17
22:00	13	13
===== Hour Totals	57	57
22:15	13	13
22:30	11	11
22:45	32	32
23:00	19	19
===== Hour Totals	75	75
23:15	8	8
23:30	10	10
23:45	18	18
24:00	24	24
===== Hour Totals	60	60
===== Grand Totals	2691	2691
Percentages	100.0	

\*\*\*\*\*

Greiner, Inc.  
Traffic Counts  
Volume by Lane Report

Page 25

\*\*\*\*\*  
Data File : D1013007.PRN  
Station : 000000000001 Count ratio : 2.00  
Identification : 000000000001 Interval : 15 minutes  
Start date : Oct 13, 90 Start time : 00:00  
Stop date : Oct 13, 90 Stop time : 24:00  
City/Town : TAMPA County : HILLSBOROUGH  
Location : HOOVER SB APPROACH to KENNEDY (SB)  
\*\*\*\*\*  
Lanes 1-1 are Southbound  
-----

Sat - Oct 13, 90

Lane	1	Total
00:15	22	22
00:30	19	19
00:45	14	14
01:00	18	18
=====	=====	=====
Hour Totals	73	73
01:15	11	11
01:30	13	13
01:45	17	17
02:00	27	27
=====	=====	=====
Hour Totals	68	68
02:15	8	8
02:30	7	7
02:45	24	24
03:00	11	11
=====	=====	=====
Hour Totals	50	50
03:15	5	5
03:30	4	4
03:45	0	0
04:00	5	5
=====	=====	=====
Hour Totals	14	14
04:15	1	1
04:30	2	2
04:45	1	1
05:00	2	2
=====	=====	=====
Hour Totals	6	6
05:15	1	1
05:30	0	0
05:45	0	0
06:00	2	2
=====	=====	=====
Hour Totals	3	3

\*\*\*\*\*

Greiner, Inc.  
Traffic Counts  
Volume by Lane Report

Page 26

\*\*\*\*\*  
Data File : D1013007.PRN  
Station : 000000000001  
Identification : 000000000001  
\*\*\*\*\*  
Lanes 1-1 are Southbound

Sat - Oct 13, 90

Lane	1	Total
06:15	2	2
06:30	0	0
06:45	1	1
07:00	2	2
=====	=====	=====
Hour Totals	5	5
07:15	1	1
07:30	1	1
07:45	2	2
08:00	4	4
=====	=====	=====
Hour Totals	8	8
08:15	4	4
08:30	7	7
08:45	7	7
09:00	4	4
=====	=====	=====
Hour Totals	22	22
09:15	5	5
09:30	6	6
09:45	5	5
10:00	5	5
=====	=====	=====
Hour Totals	21	21
10:15	12	12
10:30	1	1
10:45	11	11
11:00	9	9
=====	=====	=====
Hour Totals	33	33
11:15	11	11
11:30	8	8
11:45	11	11
12:00	8	8
=====	=====	=====
Hour Totals	38	38
12:15	20	20
12:30	16	16
12:45	2	2

\*\*\*\*\*

Greiner, Inc.  
Traffic Counts  
Volume by Lane Report

Page 27

\*\*\*\*\*  
Data File : D1013007.PRN  
Station : 0000000000001  
Identification : 0000000000001  
\*\*\*\*\*

Lanes 1-1 are Southbound

Sat - Oct 13, 90

Lane	1	Total
-----	-----	-----
13:00	10	10
=====	=====	=====
Hour Totals	48	48
13:15	3	3
13:30	12	12
13:45	8	8
14:00	18	18
=====	=====	=====
Hour Totals	41	41
14:15	5	5
14:30	9	9
14:45	8	8
15:00	7	7
=====	=====	=====
Hour Totals	29	29
15:15	9	9
15:30	9	9
15:45	2	2
16:00	4	4
=====	=====	=====
Hour Totals	24	24
16:15	4	4
16:30	6	6
16:45	1	1
17:00	7	7
=====	=====	=====
Hour Totals	18	18
17:15	4	4
17:30	4	4
17:45	2	2
18:00	4	4
=====	=====	=====
Hour Totals	14	14
18:15	0	0
18:30	0	0
18:45	10	10
19:00	2	2
=====	=====	=====
Hour Totals	12	12

\*\*\*\*\*

Greiner, Inc.  
Traffic Counts  
Volume by Lane Report

Page 28

\*\*\*\*\*  
Data File : D1013007.PRN  
Station : 000000000001  
Identification : 000000000001  
\*\*\*\*\*

Lanes 1-1 are Southbound

Sat - Oct 13, 90

Lane	1	Total
19:15	0	0
19:30	6	6
19:45	5	5
20:00	6	6
=====	=====	=====
Hour Totals	17	17
20:15	2	2
20:30	3	3
20:45	5	5
21:00	8	8
=====	=====	=====
Hour Totals	18	18
21:15	8	8
21:30	11	11
21:45	7	7
22:00	9	9
=====	=====	=====
Hour Totals	35	35
22:15	6	6
22:30	17	17
22:45	11	11
23:00	21	21
=====	=====	=====
Hour Totals	55	55
23:15	24	24
23:30	21	21
23:45	32	32
24:00	15	15
=====	=====	=====
Hour Totals	92	92
=====	=====	=====
Grand Totals	744	744
Percentages	100.0	

\*\*\*\*\*

Greiner, Inc.  
Traffic Counts  
Volume by Lane Report

Page 3

\*\*\*\*\*  
Data File : D1014002.PRN  
Station : 000000000001 Count ratio : 2.00  
Identification : 000000000001 Interval : 15 minutes  
Start date : Oct 14, 90 Start time : 00:00  
Stop date : Oct 14, 90 Stop time : 24:00  
City/Town : TAMPA County : HILLSBOROUGH  
Location : HOOVER SB APPROACH to KENNEDY (SB)  
\*\*\*\*\*

Lanes 1-1 are Southbound  
-----

Sun - Oct 14, 90

Lane	1	Total
-----	-----	-----
00:15	19	19
00:30	7	7
00:45	16	16
01:00	15	15
=====	=====	=====
Hour Totals	57	57
01:15	14	14
01:30	15	15
01:45	20	20
02:00	8	8
=====	=====	=====
Hour Totals	57	57
02:15	11	11
02:30	2	2
02:45	9	9
03:00	9	9
=====	=====	=====
Hour Totals	31	31
03:15	4	4
03:30	1	1
03:45	4	4
04:00	1	1
=====	=====	=====
Hour Totals	10	10
04:15	0	0
04:30	0	0
04:45	0	0
05:00	0	0
=====	=====	=====
Hour Totals	0	0
05:15	0	0
05:30	0	0
05:45	0	0
06:00	0	0
=====	=====	=====
Hour Totals	0	0

\*\*\*\*\*



Greiner, Inc.  
Traffic Counts  
Volume by Lane Report

Page 4

\*\*\*\*\*  
Data File : D1014002.PRN  
Station : 0000000000001  
Identification : 0000000000001  
\*\*\*\*\*

Lanes 1-1 are Southbound

Sun - Oct 14, 90

Lane	1	Total
06:15	0	0
06:30	2	2
06:45	0	0
07:00	2	2
===== Hour Totals	4	4
07:15	1	1
07:30	0	0
07:45	0	0
08:00	2	2
===== Hour Totals	3	3
08:15	1	1
08:30	5	5
08:45	0	0
09:00	0	0
===== Hour Totals	6	6
09:15	0	0
09:30	5	5
09:45	2	2
10:00	1	1
===== Hour Totals	8	8
10:15	0	0
10:30	1	1
10:45	0	0
11:00	2	2
===== Hour Totals	3	3
11:15	3	3
11:30	4	4
11:45	12	12
12:00	0	0
===== Hour Totals	19	19
12:15	4	4
12:30	3	3
12:45	2	2

\*\*\*\*\*

Greiner, Inc.  
Traffic Counts  
Volume by Lane Report

Page 5

\*\*\*\*\*  
Data File : D1014002.PRN  
Station : 000000000001  
Identification : 000000000001  
\*\*\*\*\*

Lanes 1-1 are Southbound

Sun - Oct 14, 90

Lane	1	Total
-----	-----	-----
13:00	5	5
=====	=====	=====
Hour Totals	14	14
13:15	4	4
13:30	1	1
13:45	9	9
14:00	3	3
=====	=====	=====
Hour Totals	17	17
14:15	1	1
14:30	5	5
14:45	0	0
15:00	3	3
=====	=====	=====
Hour Totals	9	9
15:15	0	0
15:30	2	2
15:45	3	3
16:00	6	6
=====	=====	=====
Hour Totals	11	11
16:15	1	1
16:30	7	7
16:45	3	3
17:00	2	2
=====	=====	=====
Hour Totals	13	13
17:15	5	5
17:30	11	11
17:45	5	5
18:00	2	2
=====	=====	=====
Hour Totals	23	23
18:15	1	1
18:30	3	3
18:45	1	1
19:00	1	1
=====	=====	=====
Hour Totals	6	6

\*\*\*\*\*

2-51

Greiner, Inc.  
Traffic Counts  
Volume by Lane Report

Page 6

\*\*\*\*\*  
Data File : D1014002.PRN  
Station : 000000000001  
Identification : 000000000001  
\*\*\*\*\*  
Lanes 1-1 are Southbound

Sun - Oct 14, 90

Lane	1	Total
19:15	0	0
19:30	0	0
19:45	1	1
20:00	2	2
=====	=====	=====
Hour Totals	3	3
20:15	4	4
20:30	1	1
20:45	3	3
21:00	1	1
=====	=====	=====
Hour Totals	9	9
21:15	2	2
21:30	1	1
21:45	3	3
22:00	5	5
=====	=====	=====
Hour Totals	11	11
22:15	0	0
22:30	1	1
22:45	10	10
23:00	1	1
=====	=====	=====
Hour Totals	12	12
23:15	13	13
23:30	2	2
23:45	3	3
24:00	0	0
=====	=====	=====
Hour Totals	18	18
=====	=====	=====
Grand Totals	344	344
Percentages	100.0	

\*\*\*\*\*

TRAFFIC COUNTS  
GREINER INC.  
Volume by Lane Report

Page 9

\*\*\*\*\*  
Data File : D1015009.PRN  
Station : 000000000001 Count ratio : 2.00  
Identification : 000000000001 Interval : 15 minutes  
Start date : Oct 15, 90 Start time : 00:00  
Stop date : Oct 15, 90 Stop time : 24:00  
City/Town : TAMPA County : HILLSBOROUGH  
Location : HOOVER SB APPROACH to KENNEDY (SB)  
\*\*\*\*\*

Lanes 1-1 are Southbound  
-----

Mon - Oct 15, 90

Lane	1	Total
-----	-----	-----
00:15	1	1
00:30	0	0
00:45	1	1
01:00	0	0
=====	=====	=====
Hour Totals	2	2
01:15	2	2
01:30	0	0
01:45	2	2
02:00	0	0
=====	=====	=====
Hour Totals	4	4
02:15	0	0
02:30	0	0
02:45	0	0
03:00	0	0
=====	=====	=====
Hour Totals	0	0
03:15	0	0
03:30	0	0
03:45	0	0
04:00	0	0
=====	=====	=====
Hour Totals	0	0
04:15	0	0
04:30	0	0
04:45	0	0
05:00	5	5
=====	=====	=====
Hour Totals	5	5
04:15	0	0
04:30	0	0
04:45	0	0
05:00	0	0
=====	=====	=====
Hour Totals	0	0
05:15	1	1
05:30	3	3
05:45	5	5
06:00	3	3
=====	=====	=====
Hour Totals	12	12

\*\*\*\*\*

## TRAFFIC COUNTS

GREINER INC.

## Volume by Lane Report

Page 0

\*\*\*\*\*  
Data File : D1015009.PRN

Station : 000000000001

Identification : 000000000001  
\*\*\*\*\*Lanes 1-1 are Southbound  
-----

Mon - Oct 15, 90

Lane	1	Total
-----	-----	-----
06:15	3	3
06:30	2	2
06:45	1	1
07:00	1	1
=====	=====	=====
Hour Totals	7	7
07:15	2	2
07:30	2	2
07:45	7	7
08:00	7	7
=====	=====	=====
Hour Totals	18	18
08:15	10	10
08:30	15	15
08:45	12	12
09:00	3	3
=====	=====	=====
Hour Totals	40	40
09:15	14	14
09:30	10	10
09:45	28	28
10:00	27	27
=====	=====	=====
Hour Totals	79	79
10:15	41	41
10:30	31	31
10:45	33	33
11:00	29	29
=====	=====	=====
Hour Totals	134	134
11:15	25	25
11:30	31	31
11:45	32	32
12:00	36	36
=====	=====	=====
Hour Totals	124	124
12:15	63	63
12:30	47	47
12:45	41	41

\*\*\*\*\*

TRAFFIC COUNTS  
GREINER INC.  
Volume by Lane Report

Page 11

\*\*\*\*\*  
Data File : D1015009.PRN  
Station : 000000000001  
Identification : 000000000001  
\*\*\*\*\*

Lanes 1-1 are Southbound  
-----

Mon - Oct 15, 90

Lane	1	Total
-----	-----	-----
13:00	40	40
=====	=====	=====
Hour Totals	191	191
13:15	63	63
13:30	43	43
13:45	30	30
14:00	39	39
=====	=====	=====
Hour Totals	175	175
14:15	31	31
14:30	28	28
14:45	30	30
15:00	45	45
=====	=====	=====
Hour Totals	134	134
15:15	39	39
15:30	32	32
15:45	28	28
16:00	22	22
=====	=====	=====
Hour Totals	121	121
16:15	36	36
16:30	55	55
16:45	70	70
17:00	91	91
=====	=====	=====
Hour Totals	252	252
17:15	158	158
17:30	100	100
17:45	37	37
18:00	46	46
=====	=====	=====
Hour Totals	341	341
18:15	35	35
18:30	31	31
18:45	21	21
19:00	17	17
=====	=====	=====
Hour Totals	104	104

\*\*\*\*\*

TRAFFIC COUNTS  
GREINER INC.  
Volume by Lane Report

Page 2

\*\*\*\*\*  
Data File : D1015009.PRN  
Station : 000000000001  
Identification : 000000000001  
\*\*\*\*\*

Lanes 1-1 are Southbound

-----  
Mon - Oct 15, 90

Lane	1	Total
-----	-----	-----
19:15	15	15
19:30	13	13
19:45	11	11
20:00	6	6
=====	=====	=====
Hour Totals	45	45
20:15	4	4
20:30	2	2
20:45	21	21
21:00	6	6
=====	=====	=====
Hour Totals	33	33
21:15	4	4
21:30	3	3
21:45	9	9
22:00	4	4
=====	=====	=====
Hour Totals	20	20
22:15	5	5
22:30	11	11
22:45	10	10
23:00	7	7
=====	=====	=====
Hour Totals	33	33
23:15	4	4
23:30	4	4
23:45	4	4
24:00	1	1
=====	=====	=====
Hour Totals	13	13
=====	=====	=====
Grand Totals	1887	1887
Percentages	100.0	

\*\*\*\*\*

Greiner, Inc.  
Traffic Counts  
Volume by Lane Report

Page 9

\*\*\*\*\*

Data File : D1009003.PRN  
Station : 000000000009 Count ratio : 2.00  
Identification : 000000000009 Interval : 15 minutes  
Start date : Oct 9, 90 Start time : 00:00  
Stop date : Oct 9, 90 Stop time : 24:00  
City/Town : TAMPA County : HILLSBOROUGH  
Location : KENNEDY WB APPROACH to HOOVER (WB)

\*\*\*\*\*

Lanes 1-1 are Westbound

Tue - Oct 9, 90

Lane	1	Total
00:15	7	7
00:30	11	11
00:45	2	2
01:00	8	8
=====	=====	=====
Hour Totals	28	28
01:15	4	4
01:30	2	2
01:45	3	3
02:00	4	4
=====	=====	=====
Hour Totals	13	13
02:15	5	5
02:30	5	5
02:45	4	4
03:00	2	2
=====	=====	=====
Hour Totals	16	16
03:15	6	6
03:30	5	5
03:45	5	5
04:00	3	3
=====	=====	=====
Hour Totals	19	19
04:15	3	3
04:30	4	4
04:45	2	2
05:00	4	4
=====	=====	=====
Hour Totals	13	13
05:15	5	5
05:30	6	6
05:45	9	9
06:00	16	16
=====	=====	=====
Hour Totals	36	36

\*\*\*\*\*



Greiner, Inc.  
Traffic Counts  
Volume by Lane Report

Page 10

\*\*\*\*\*  
Data File : D1009003.PRN  
Station : 000000000009  
Identification : 000000000009  
\*\*\*\*\*  
Lanes 1-1 are Westbound

Tue - Oct 9, 90

Lane	1	Total
06:15	16	16
06:30	18	18
06:45	28	28
07:00	62	62
=====	=====	=====
Hour Totals	124	124
07:15	97	97
07:30	108	108
07:45	158	158
08:00	231	231
=====	=====	=====
Hour Totals	594	594
08:15	240	240
08:30	256	256
08:45	229	229
09:00	214	214
=====	=====	=====
Hour Totals	939	939
09:15	122	122
09:30	133	133
09:45	127	127
10:00	124	124
=====	=====	=====
Hour Totals	506	506
10:15	87	87
10:30	94	94
10:45	85	85
11:00	102	102
=====	=====	=====
Hour Totals	368	368
11:15	118	118
11:30	125	125
11:45	135	135
12:00	136	136
=====	=====	=====
Hour Totals	514	514
12:15	116	116
12:30	153	153
12:45	176	176

\*\*\*\*\*

Greiner, Inc.  
Traffic Counts  
Volume by Lane Report

Page 11

\*\*\*\*\*  
Data File : D1009003.PRN  
Station : 000000000009  
Identification : 000000000009  
\*\*\*\*\*

Lanes 1-1 are Westbound

Tue - Oct 9, 90

Lane	1	Total
-----	-----	-----
13:00	180	180
=====	=====	=====
Hour Totals	625	625
13:15	169	169
13:30	156	156
13:45	142	142
14:00	124	124
=====	=====	=====
Hour Totals	591	591
14:15	127	127
14:30	122	122
14:45	125	125
15:00	110	110
=====	=====	=====
Hour Totals	484	484
15:15	121	121
15:30	128	128
15:45	130	130
16:00	153	153
=====	=====	=====
Hour Totals	532	532
16:15	136	136
16:30	120	120
16:45	166	166
17:00	128	128
=====	=====	=====
Hour Totals	550	550
17:15	192	192
17:30	165	165
17:45	148	148
18:00	151	151
=====	=====	=====
Hour Totals	656	656
18:15	99	99
18:30	87	87
18:45	62	62
19:00	68	68
=====	=====	=====
Hour Totals	316	316

\*\*\*\*\*

Greiner, Inc.  
Traffic Counts  
Volume by Lane Report

Page 12

\*\*\*\*\*  
Data File : D1009003.PRN  
Station : 000000000009  
Identification : 000000000009  
\*\*\*\*\*  
Lanes 1-1 are Westbound

Tue - Oct 9, 90

Lane	1	Total
19:15	81	81
19:30	64	64
19:45	59	59
20:00	53	53
=====	=====	=====
Hour Totals	257	257
20:15	37	37
20:30	50	50
20:45	67	67
21:00	58	58
=====	=====	=====
Hour Totals	212	212
21:15	84	84
21:30	63	63
21:45	39	39
22:00	20	20
=====	=====	=====
Hour Totals	206	206
22:15	29	29
22:30	27	27
22:45	12	12
23:00	15	15
=====	=====	=====
Hour Totals	83	83
23:15	21	21
23:30	20	20
23:45	10	10
24:00	12	12
=====	=====	=====
Hour Totals	63	63
=====	=====	=====
Grand Totals	7745	7745
Percentages	100.0	

\*\*\*\*\*

Greiner, Inc.  
Traffic Counts  
Volume by Lane Report

Page 40

\*\*\*\*\*  
Data File : D1010011.PRN  
Station : 000000000009 Count ratio : 2.00  
Identification : 000000000009 Interval : 15 minutes  
Start date : Oct 10, 90 Start time : 00:00  
Stop date : Oct 10, 90 Stop time : 24:00  
City/Town : TAMPA County : HILLSBOROUGH  
Location : KENNEDY WB APPROACH to HOOVER (WB)  
\*\*\*\*\*

Lanes 1-1 are Westbound  
-----

Wed - Oct 10, 90

Lane	1	Total
-----	-----	-----
00:15	18	18
00:30	10	10
00:45	3	3
01:00	1	1
=====	=====	=====
Hour Totals	32	32
01:15	4	4
01:30	2	2
01:45	4	4
02:00	7	7
=====	=====	=====
Hour Totals	17	17
02:15	4	4
02:30	4	4
02:45	4	4
03:00	2	2
=====	=====	=====
Hour Totals	14	14
03:15	3	3
03:30	5	5
03:45	1	1
04:00	0	0
=====	=====	=====
Hour Totals	9	9
04:15	1	1
04:30	3	3
04:45	1	1
05:00	1	1
=====	=====	=====
Hour Totals	6	6
05:15	5	5
05:30	5	5
05:45	4	4
06:00	10	10
=====	=====	=====
Hour Totals	24	24

\*\*\*\*\*

2-61

Greiner, Inc.  
Traffic Counts  
Volume by Lane Report

Page 41

\*\*\*\*\*  
Data File : D1010011.PRN  
Station : 0000000000009  
Identification : 0000000000009  
\*\*\*\*\*  
Lanes 1-1 are Westbound

Wed - Oct 10, 90

Lane	1	Total
06:15	14	14
06:30	28	28
06:45	29	29
07:00	50	50
===== Hour Totals	121	121
07:15	62	62
07:30	84	84
07:45	130	130
08:00	145	145
===== Hour Totals	421	421
08:15	158	158
08:30	227	227
08:45	147	147
09:00	141	141
===== Hour Totals	673	673
09:15	111	111
09:30	104	104
09:45	78	78
10:00	87	87
===== Hour Totals	380	380
10:15	117	117
10:30	96	96
10:45	98	98
11:00	107	107
===== Hour Totals	418	418
11:15	82	82
11:30	108	108
11:45	96	96
12:00	84	84
===== Hour Totals	370	370
12:15	100	100
12:30	120	120
12:45	152	152

\*\*\*\*\*

Greiner, Inc.  
Traffic Counts  
Volume by Lane Report

Page 48

\*\*\*\*\*  
Data File : D1010011.PRN  
Station : 000000000009  
Identification : 000000000009  
\*\*\*\*\*

Lanes 1-1 are Westbound

-----  
Wed - Oct 10, 90

Lane	1	Total
-----	-----	-----
13:00	113	113
=====	=====	=====
Hour Totals	485	485
13:15	106	106
13:30	110	110
13:45	112	112
14:00	107	107
=====	=====	=====
Hour Totals	435	435
14:15	88	88
14:30	100	100
14:45	107	107
15:00	103	103
=====	=====	=====
Hour Totals	398	398
15:15	87	87
15:30	70	70
15:45	88	88
16:00	103	103
=====	=====	=====
Hour Totals	348	348
16:15	82	82
16:30	99	99
16:45	99	99
17:00	129	129
=====	=====	=====
Hour Totals	409	409
17:15	138	138
17:30	131	131
17:45	123	123
18:00	84	84
=====	=====	=====
Hour Totals	476	476
18:15	79	79
18:30	76	76
18:45	55	55
19:00	51	51
=====	=====	=====
Hour Totals	261	261

\*\*\*\*\*

2-63

Greiner, Inc.  
Traffic Counts  
Volume by Lane Report

Page 42

\*\*\*\*\*  
Data File : D1010011.PRN  
Station : 000000000009  
Identification : 000000000009  
\*\*\*\*\*

Lanes 1-1 are Westbound

Wed - Oct 10, 90

Lane	1	Total
19:15	72	72
19:30	33	33
19:45	44	44
20:00	42	42
===== Hour Totals	191	191
20:15	44	44
20:30	37	37
20:45	51	51
21:00	49	49
===== Hour Totals	181	181
21:15	61	61
21:30	57	57
21:45	31	31
22:00	25	25
===== Hour Totals	174	174
22:15	29	29
22:30	25	25
22:45	25	25
23:00	26	26
===== Hour Totals	105	105
23:15	21	21
23:30	19	19
23:45	14	14
24:00	7	7
===== Hour Totals	61	61
===== Grand Totals	6009	6009
Percentages	100.0	

\*\*\*\*\*

Greiner, Inc.  
Traffic Counts  
Volume by Lane Report

Page 1

\*\*\*\*\*

Data File : D1011011.PRN  
Station : 000000000009 Count ratio : 2.00  
Identification : 000000000009 Interval : 15 minutes  
Start date : Oct 11, 90 Start time : 00:00  
Stop date : Oct 11, 90 Stop time : 24:00  
City/Town : TAMPA County : HILLSBOROUGH  
Location : KENNEDY WB APPROACH to HOOVER (WB)

\*\*\*\*\*

Lanes 1-1 are Westbound

-----  
Thu - Oct 11, 90

Lane	1	Total
-----	-----	-----
00:15	8	8
00:30	12	12
00:45	12	12
01:00	12	12
=====	=====	=====
Hour Totals	44	44
01:15	7	7
01:30	4	4
01:45	7	7
02:00	8	8
=====	=====	=====
Hour Totals	26	26
02:15	3	3
02:30	10	10
02:45	8	8
03:00	7	7
=====	=====	=====
Hour Totals	28	28
03:15	8	8
03:30	3	3
03:45	1	1
04:00	1	1
=====	=====	=====
Hour Totals	13	13
04:15	3	3
04:30	3	3
04:45	1	1
05:00	1	1
=====	=====	=====
Hour Totals	8	8
05:15	7	7
05:30	3	3
05:45	7	7
06:00	6	6
=====	=====	=====
Hour Totals	23	23

\*\*\*\*\*



Greiner, Inc.  
Traffic Counts  
Volume by Lane Report

Page 2

\*\*\*\*\*  
Data File : D1011011.PRN  
Station : 000000000009  
Identification : 000000000009  
\*\*\*\*\*

Lanes 1-1 are Westbound

-----  
Thu - Oct 11, 90

Lane	1	Total
-----	-----	-----
06:15	13	13
06:30	21	21
06:45	26	26
07:00	47	47
=====	=====	=====
Hour Totals	107	107
07:15	69	69
07:30	81	81
07:45	121	121
08:00	150	150
=====	=====	=====
Hour Totals	421	421
08:15	163	163
08:30	189	189
08:45	176	176
09:00	151	151
=====	=====	=====
Hour Totals	679	679
09:15	122	122
09:30	101	101
09:45	99	99
10:00	87	87
=====	=====	=====
Hour Totals	409	409
10:15	112	112
10:30	106	106
10:45	105	105
11:00	112	112
=====	=====	=====
Hour Totals	435	435
11:15	103	103
11:30	106	106
11:45	102	102
12:00	104	104
=====	=====	=====
Hour Totals	415	415
12:15	107	107
12:30	118	118
12:45	123	123

\*\*\*\*\*

Greiner, Inc.  
Traffic Counts  
Volume by Lane Report

Page 3

\*\*\*\*\*  
Data File : D1011011.PRN  
Station : 000000000009  
Identification : 000000000009  
\*\*\*\*\*

Lanes 1-1 are Westbound

-----  
Thu - Oct 11, 90

Lane	1	Total
-----	-----	-----
13:00	126	126
=====	=====	=====
Hour Totals	474	474
13:15	118	118
13:30	112	112
13:45	119	119
14:00	98	98
=====	=====	=====
Hour Totals	447	447
14:15	91	91
14:30	87	87
14:45	113	113
15:00	111	111
=====	=====	=====
Hour Totals	402	402
15:15	96	96
15:30	84	84
15:45	95	95
16:00	81	81
=====	=====	=====
Hour Totals	356	356
16:15	84	84
16:30	88	88
16:45	96	96
17:00	113	113
=====	=====	=====
Hour Totals	381	381
17:15	126	126
17:30	135	135
17:45	129	129
18:00	116	116
=====	=====	=====
Hour Totals	506	506
18:15	84	84
18:30	79	79
18:45	66	66
19:00	62	62
=====	=====	=====
Hour Totals	291	291

\*\*\*\*\*

Greiner, Inc.  
Traffic Counts  
Volume by Lane Report

Page 4

\*\*\*\*\*  
Data File : D1011011.PRN  
Station : 000000000009  
Identification : 000000000009  
\*\*\*\*\*

Lanes 1-1 are Westbound

Thu - Oct 11, 90

Lane	1	Total
-----	-----	-----
19:15	59	59
19:30	63	63
19:45	58	58
20:00	55	55
=====	=====	=====
Hour Totals	235	235
20:15	49	49
20:30	48	48
20:45	56	56
21:00	55	55
=====	=====	=====
Hour Totals	208	208
21:15	59	59
21:30	46	46
21:45	35	35
22:00	32	32
=====	=====	=====
Hour Totals	172	172
22:15	28	28
22:30	24	24
22:45	26	26
23:00	22	22
=====	=====	=====
Hour Totals	100	100
23:15	17	17
23:30	15	15
23:45	11	11
24:00	9	9
=====	=====	=====
Hour Totals	52	52
=====	=====	=====
Grand Totals	6232	6232
Percentages	100.0	

\*\*\*\*\*

Greiner, Inc.  
Traffic Counts  
Volume by Lane Report

Page 1

\*\*\*\*\*  
Data File : D1012008.PRN  
Station : 0000000000009 Count ratio : 2.00  
Identification : 0000000000009 Interval : 15 minutes  
Start date : Oct 12, 90 Start time : 00:00  
Stop date : Oct 12, 90 Stop time : 24:00  
City/Town : TAMPA County : HILLSBOROUGH  
Location : KENNEDY WB APPROACH to HOOVER (WB)  
\*\*\*\*\*

Lanes 1-1 are Westbound  
-----

Fri - Oct 12, 90

Lane	1	Total
00:15	7	7
00:30	11	11
00:45	13	13
01:00	10	10
=====	=====	=====
Hour Totals	41	41
01:15	6	6
01:30	5	5
01:45	3	3
02:00	8	8
=====	=====	=====
Hour Totals	22	22
02:15	3	3
02:30	7	7
02:45	9	9
03:00	9	9
=====	=====	=====
Hour Totals	28	28
03:15	6	6
03:30	5	5
03:45	2	2
04:00	1	1
=====	=====	=====
Hour Totals	14	14
04:15	2	2
04:30	3	3
04:45	2	2
05:00	2	2
=====	=====	=====
Hour Totals	9	9
05:15	5	5
05:30	4	4
05:45	7	7
06:00	4	4
=====	=====	=====
Hour Totals	20	20

\*\*\*\*\*

Greiner, Inc.  
Traffic Counts  
Volume by Lane Report

Page 1

\*\*\*\*\*  
Data File : D1012008.PRN  
Station : 000000000009  
Identification : 000000000009  
\*\*\*\*\*  
Lanes 1-1 are Westbound

Fri - Oct 12, 90

Lane	1	Total
06:15	12	12
06:30	18	18
06:45	24	24
07:00	35	35
===== Hour Totals	89	89
07:15	60	60
07:30	79	79
07:45	130	130
08:00	141	141
===== Hour Totals	410	410
08:15	173	173
08:30	183	183
08:45	171	171
09:00	140	140
===== Hour Totals	667	667
09:15	114	114
09:30	100	100
09:45	92	92
10:00	89	89
===== Hour Totals	395	395
10:15	71	71
10:30	72	72
10:45	85	85
11:00	95	95
===== Hour Totals	323	323
11:15	92	92
11:30	86	86
11:45	120	120
12:00	111	111
===== Hour Totals	409	409
12:15	105	105
12:30	126	126
12:45	115	115

\*\*\*\*\*

Greiner, Inc.  
Traffic Counts  
Volume by Lane Report

Page 3

\*\*\*\*\*  
Data File : D1012008.PRN  
Station : 000000000009  
Identification : 000000000009  
\*\*\*\*\*

Lanes 1-1 are Westbound

Fri - Oct 12, 90

Lane	1	Total
13:00	127	127
Hour Totals	473	473
13:15	123	123
13:30	151	151
13:45	131	131
14:00	119	119
Hour Totals	524	524
14:15	117	117
14:30	109	109
14:45	102	102
15:00	102	102
Hour Totals	430	430
15:15	103	103
15:30	103	103
15:45	92	92
16:00	89	89
Hour Totals	387	387
16:15	104	104
16:30	97	97
16:45	122	122
17:00	117	117
Hour Totals	440	440
17:15	143	143
17:30	133	133
17:45	140	140
18:00	116	116
Hour Totals	532	532
18:15	91	91
18:30	86	86
18:45	68	68
19:00	74	74
Hour Totals	319	319

\*\*\*\*\*

Greiner, Inc.  
Traffic Counts  
Volume by Lane Report

Page 4

\*\*\*\*\*  
Data File : D1012008.PRN  
Station : 000000000009  
Identification : 000000000009  
\*\*\*\*\*  
Lanes 1-1 are Westbound

Fri - Oct 12, 90

Lane	1	Total
19:15	57	57
19:30	62	62
19:45	51	51
20:00	40	40
=====	=====	=====
Hour Totals	210	210
20:15	55	55
20:30	55	55
20:45	36	36
21:00	59	59
=====	=====	=====
Hour Totals	205	205
21:15	61	61
21:30	51	51
21:45	51	51
22:00	31	31
=====	=====	=====
Hour Totals	194	194
22:15	32	32
22:30	40	40
22:45	40	40
23:00	31	31
=====	=====	=====
Hour Totals	143	143
23:15	35	35
23:30	25	25
23:45	33	33
24:00	36	36
=====	=====	=====
Hour Totals	129	129
=====	=====	=====
Grand Totals	6413	6413
Percentages	100.0	

\*\*\*\*\*

Greiner, Inc.  
Traffic Counts  
Volume by Lane Report

Page 21

\*\*\*\*\*  
Data File : D1013006.PRN  
Station : 000000000009 Count ratio : 2.00  
Identification : 000000000009 Interval : 15 minutes  
Start date : Oct 13, 90 Start time : 00:00  
Stop date : Oct 13, 90 Stop time : 24:00  
City/Town : TAMPA County : HILLSBOROUGH  
Location : KENNEDY WB APPROACH to HOOVER (WB)  
\*\*\*\*\*

Lanes 1-1 are Westbound  
-----

Sat - Oct 13, 90

Lane	1	Total
00:15	26	26
00:30	23	23
00:45	24	24
01:00	28	28
===== Hour Totals	101	101
01:15	22	22
01:30	14	14
01:45	13	13
02:00	25	25
===== Hour Totals	74	74
02:15	16	16
02:30	8	8
02:45	23	23
03:00	15	15
===== Hour Totals	62	62
03:15	10	10
03:30	9	9
03:45	3	3
04:00	10	10
===== Hour Totals	32	32
04:15	3	3
04:30	7	7
04:45	6	6
05:00	6	6
===== Hour Totals	22	22
05:15	7	7
05:30	4	4
05:45	6	6
06:00	2	2
===== Hour Totals	19	19

\*\*\*\*\*



Greiner, Inc.  
Traffic Counts  
Volume by Lane Report

Page 22

\*\*\*\*\*  
Data File : D1013006.PRN  
Station : 000000000009  
Identification : 000000000009  
\*\*\*\*\*

Lanes 1-1 are Westbound

Sat - Oct 13, 90

Lane	1	Total
06:15	12	12
06:30	11	11
06:45	10	10
07:00	19	19
===== Hour Totals	52	52
07:15	13	13
07:30	15	15
07:45	18	18
08:00	20	20
===== Hour Totals	66	66
08:15	25	25
08:30	31	31
08:45	36	36
09:00	26	26
===== Hour Totals	118	118
09:15	29	29
09:30	37	37
09:45	39	39
10:00	40	40
===== Hour Totals	145	145
10:15	45	45
10:30	48	48
10:45	42	42
11:00	65	65
===== Hour Totals	200	200
11:15	45	45
11:30	51	51
11:45	66	66
12:00	65	65
===== Hour Totals	227	227
12:15	46	46
12:30	57	57
12:45	61	61

\*\*\*\*\*

Greiner, Inc.  
Traffic Counts  
Volume by Lane Report

Page 23

\*\*\*\*\*  
Data File : D1013006.PRN  
Station : 0000000000009  
Identification : 0000000000009  
\*\*\*\*\*

Lanes 1-1 are Westbound

Sat - Oct 13, 90

Lane	1	Total
------	---	-------

13:00	53	53
-------	----	----

Hour Totals	217	217
-------------	-----	-----

13:15	56	56
-------	----	----

13:30	64	64
-------	----	----

13:45	63	63
-------	----	----

14:00	52	52
-------	----	----

Hour Totals	235	235
-------------	-----	-----

14:15	41	41
-------	----	----

14:30	60	60
-------	----	----

14:45	60	60
-------	----	----

15:00	49	49
-------	----	----

Hour Totals	210	210
-------------	-----	-----

15:15	59	59
-------	----	----

15:30	53	53
-------	----	----

15:45	59	59
-------	----	----

16:00	49	49
-------	----	----

Hour Totals	220	220
-------------	-----	-----

16:15	53	53
-------	----	----

16:30	53	53
-------	----	----

16:45	55	55
-------	----	----

17:00	56	56
-------	----	----

Hour Totals	217	217
-------------	-----	-----

17:15	65	65
-------	----	----

17:30	47	47
-------	----	----

17:45	72	72
-------	----	----

18:00	50	50
-------	----	----

Hour Totals	234	234
-------------	-----	-----

18:15	44	44
-------	----	----

18:30	69	69
-------	----	----

18:45	49	49
-------	----	----

19:00	68	68
-------	----	----

Hour Totals	230	230
-------------	-----	-----

\*\*\*\*\*

2-75

Greiner, Inc.  
Traffic Counts  
Volume by Lane Report

Page 24

\*\*\*\*\*  
Data File : D1013006.PRN  
Station : 0000000000009  
Identification : 0000000000009  
\*\*\*\*\*  
Lanes 1-1 are Westbound

Sat - Oct 13, 90

Lane	1	Total
-----	-----	-----
19:15	48	48
19:30	43	43
19:45	54	54
20:00	42	42
=====	=====	=====
Hour Totals	187	187
20:15	36	36
20:30	38	38
20:45	48	48
21:00	51	51
=====	=====	=====
Hour Totals	173	173
21:15	42	42
21:30	51	51
21:45	35	35
22:00	26	26
=====	=====	=====
Hour Totals	154	154
22:15	45	45
22:30	33	33
22:45	43	43
23:00	41	41
=====	=====	=====
Hour Totals	162	162
23:15	33	33
23:30	18	18
23:45	41	41
24:00	29	29
=====	=====	=====
Hour Totals	121	121
=====	=====	=====
Grand Totals	3478	3478
Percentages	100.0	

\*\*\*\*\*

Greiner, Inc.  
Traffic Counts  
Volume by Lane Report

Page 7

\*\*\*\*\*

Data File : D1014003.PRN  
Station : 000000000009 Count ratio : 2.00  
Identification : 000000000009 Interval : 15 minutes  
Start date : Oct 14, 90 Start time : 00:00  
Stop date : Oct 14, 90 Stop time : 24:00  
City/Town : TAMPA County : HILLSBOROUGH

Location : KENNEDY WB APPROACH to HOOVER (WB)

\*\*\*\*\*

Lanes 1-1 are Westbound

Sun - Oct 14, 90

Lane	1	Total
00:15	31	31
00:30	21	21
00:45	37	37
01:00	21	21
=====	=====	=====
Hour Totals	110	110
01:15	29	29
01:30	16	16
01:45	23	23
02:00	17	17
=====	=====	=====
Hour Totals	85	85
02:15	11	11
02:30	13	13
02:45	9	9
03:00	25	25
=====	=====	=====
Hour Totals	58	58
03:15	20	20
03:30	7	7
03:45	5	5
04:00	7	7
=====	=====	=====
Hour Totals	39	39
04:15	3	3
04:30	3	3
04:45	4	4
05:00	3	3
=====	=====	=====
Hour Totals	13	13
05:15	6	6
05:30	3	3
05:45	1	1
06:00	5	5
=====	=====	=====
Hour Totals	15	15

\*\*\*\*\*

Greiner, Inc.  
Traffic Counts  
Volume by Lane Report

Page 8

\*\*\*\*\*  
Data File : D1014003.PRN  
Station : 000000000009  
Identification : 000000000009  
\*\*\*\*\*

Lanes 1-1 are Westbound

Sun - Oct 14, 90

Lane	1	Total
06:15	3	3
06:30	3	3
06:45	9	9
07:00	6	6
====	====	====
Hour Totals	21	21
07:15	8	8
07:30	10	10
07:45	10	10
08:00	17	17
====	====	====
Hour Totals	45	45
08:15	9	9
08:30	15	15
08:45	12	12
09:00	25	25
====	====	====
Hour Totals	61	61
09:15	20	20
09:30	27	27
09:45	52	52
10:00	35	35
====	====	====
Hour Totals	134	134
10:15	43	43
10:30	44	44
10:45	37	37
11:00	41	41
====	====	====
Hour Totals	165	165
11:15	44	44
11:30	39	39
11:45	40	40
12:00	52	52
====	====	====
Hour Totals	175	175
12:15	48	48
12:30	47	47
12:45	51	51

\*\*\*\*\*

Greiner, Inc.  
Traffic Counts  
Volume by Lane Report

Page 5

\*\*\*\*\*  
Data File : D1014003.PRN  
Station : 0000000000009  
Identification : 0000000000009  
\*\*\*\*\*  
Lanes 1-1 are Westbound

Sun - Oct 14, 90

Lane	1	Total
-----	-----	-----
13:00	67	67
=====	=====	=====
Hour Totals	213	213
13:15	64	64
13:30	42	42
13:45	49	49
14:00	48	48
=====	=====	=====
Hour Totals	203	203
14:15	45	45
14:30	42	42
14:45	42	42
15:00	49	49
=====	=====	=====
Hour Totals	178	178
15:15	45	45
15:30	55	55
15:45	56	56
16:00	59	59
=====	=====	=====
Hour Totals	215	215
16:15	69	69
16:30	92	92
16:45	134	134
17:00	114	114
=====	=====	=====
Hour Totals	409	409
17:15	138	138
17:30	128	128
17:45	96	96
18:00	97	97
=====	=====	=====
Hour Totals	459	459
18:15	60	60
18:30	52	52
18:45	54	54
19:00	42	42
=====	=====	=====
Hour Totals	208	208

\*\*\*\*\*

Greiner, Inc.  
Traffic Counts  
Volume by Lane Report

Page 10

\*\*\*\*\*  
Data File : D1014003.PRN  
Station : 0000000000009  
Identification : 0000000000009  
\*\*\*\*\*

Lanes 1-1 are Westbound

Sun - Oct 14, 90

Lane	1	Total
19:15	52	52
19:30	43	43
19:45	33	33
20:00	34	34
=====	=====	=====
Hour Totals	162	162
20:15	15	15
20:30	28	28
20:45	21	21
21:00	25	25
=====	=====	=====
Hour Totals	89	89
21:15	20	20
21:30	22	22
21:45	17	17
22:00	14	14
=====	=====	=====
Hour Totals	73	73
22:15	17	17
22:30	16	16
22:45	11	11
23:00	22	22
=====	=====	=====
Hour Totals	66	66
23:15	10	10
23:30	19	19
23:45	9	9
24:00	10	10
=====	=====	=====
Hour Totals	48	48
=====	=====	=====
Grand Totals	3244	3244
Percentages	100.0	

\*\*\*\*\*

TRAFFIC COUNTS  
GREINER INC.

Volume by Lane Report

Page 5

\*\*\*\*\*  
Data File : D1015008.PRN  
Station : 000000000009 Count ratio : 2.00  
Identification : 000000000009 Interval : 15 minutes  
Start date : Oct 15, 90 Start time : 00:00  
Stop date : Oct 15, 90 Stop time : 24:00  
City/Town : TAMPA County : HILLSBOROUGH  
Location : KENNEDY WB APPROACH to HOOVER (WB)  
\*\*\*\*\*

Lanes 1-1 are Westbound  
-----

Mon - Oct 15, 90

Lane	1	Total
-----	-----	-----
00:15	7	7
00:30	6	6
00:45	9	9
01:00	1	1
=====	=====	=====
Hour Totals	23	23
01:15	5	5
01:30	5	5
01:45	0	0
02:00	4	4
=====	=====	=====
Hour Totals	14	14
02:15	5	5
02:30	5	5
02:45	3	3
03:00	4	4
=====	=====	=====
Hour Totals	17	17
03:15	2	2
03:30	1	1
03:45	5	5
04:00	2	2
=====	=====	=====
Hour Totals	10	10
04:15	1	1
04:30	3	3
04:45	2	2
05:00	4	4
=====	=====	=====
Hour Totals	10	10
05:15	3	3
05:30	3	3
05:45	5	5
06:00	16	16
=====	=====	=====
Hour Totals	27	27

\*\*\*\*\*



TRAFFIC COUNTS  
GREINER INC.  
Volume by Lane Report

Page 5

\*\*\*\*\*  
Data File : D1015008.PRN  
Station : 000000000009  
Identification : 000000000009  
\*\*\*\*\*

Lanes 1-1 are Westbound  
-----

Mon - Oct 15, 90

Lane	1	Total
-----	-----	-----
06:15	16	16
06:30	27	27
06:45	37	37
07:00	48	48
=====	=====	=====
Hour Totals	128	128
07:15	59	59
07:30	84	84
07:45	134	134
08:00	146	146
=====	=====	=====
Hour Totals	423	423
08:15	159	159
08:30	241	241
08:45	195	195
09:00	160	160
=====	=====	=====
Hour Totals	755	755
09:15	133	133
09:30	101	101
09:45	91	91
10:00	86	86
=====	=====	=====
Hour Totals	411	411
10:15	80	80
10:30	78	78
10:45	80	80
11:00	83	83
=====	=====	=====
Hour Totals	321	321
11:15	83	83
11:30	88	88
11:45	81	81
12:00	104	104
=====	=====	=====
Hour Totals	356	356
12:15	125	125
12:30	102	102
12:45	136	136

\*\*\*\*\*

TRAFFIC COUNTS  
GREINER INC.  
Volume by Lane Report

Page 7

\*\*\*\*\*  
Data File : D1015008.PRN  
Station : 000000000009  
Identification : 000000000009  
\*\*\*\*\*

Lanes 1-1 are Westbound  
-----

Mon - Oct 15, 90

Lane	1	Total
-----	-----	-----
13:00	123	123
=====	=====	=====
Hour Totals	486	486
13:15	109	109
13:30	101	101
13:45	116	116
14:00	104	104
=====	=====	=====
Hour Totals	430	430
14:15	102	102
14:30	71	71
14:45	90	90
15:00	98	98
=====	=====	=====
Hour Totals	361	361
15:15	92	92
15:30	86	86
15:45	102	102
16:00	111	111
=====	=====	=====
Hour Totals	391	391
16:15	104	104
16:30	110	110
16:45	92	92
17:00	94	94
=====	=====	=====
Hour Totals	400	400
17:15	134	134
17:30	112	112
17:45	58	58
18:00	61	61
=====	=====	=====
Hour Totals	365	365
18:15	81	81
18:30	60	60
18:45	57	57
19:00	58	58
=====	=====	=====
Hour Totals	256	256

\*\*\*\*\*

2-83

TRAFFIC COUNTS  
GREINER INC.  
Volume by Lane Report

Page 8

\*\*\*\*\*  
Data File : D1015008.PRN  
Station : 000000000009  
Identification : 000000000009  
\*\*\*\*\*

Lanes 1-1 are Westbound  
-----

Mon - Oct 15, 90

Lane	1	Total
-----	-----	-----
19:15	64	64
19:30	41	41
19:45	40	40
20:00	37	37
=====	=====	=====
Hour Totals	182	182
20:15	43	43
20:30	40	40
20:45	33	33
21:00	51	51
=====	=====	=====
Hour Totals	167	167
21:15	40	40
21:30	41	41
21:45	28	28
22:00	27	27
=====	=====	=====
Hour Totals	136	136
22:15	20	20
22:30	17	17
22:45	18	18
23:00	14	14
=====	=====	=====
Hour Totals	69	69
23:15	12	12
23:30	12	12
23:45	16	16
24:00	11	11
=====	=====	=====
Hour Totals	51	51
=====	=====	=====
Grand Totals	5789	5789
Percentages	100.0	

\*\*\*\*\*

SECTION 2B

Greiner Inc.

REFERENCE: C2380.05  
INTERSECTION OF KENNEDY BLVD. AND HOOVER BLVD.  
NAME OF COUNTER: TAC/BB  
WEATHER: GOOD

FILENAME: K-HO-A

DATE: 10 / 15 / 90

PERIOD BEGIN	--NORTH BOUND--			--SOUTH BOUND--			--EAST BOUND--			--WEST BOUND--			VEHICLE TOTAL
	LT	THRU	RT	LT	THRU	RT	LT	THRU	RT	LT	THRU	RT	
06:30	1	0	4	1	0	0	0	40	3	4	26	7	86
06:45	0	0	4	1	0	0	1	32	3	11	26	11	89
HR TOTAL	1	0	8	2	0	0	1	72	6	15	52	18	175
	( 9)			( 2)			( 79)			( 85)			
07:00	0	1	7	2	0	0	5	41	9	14	31	14	124
07:15	3	0	2	2	0	0	1	72	12	33	37	14	176
07:30	2	3	18	7	0	0	4	71	12	59	41	34	251
07:45	5	1	26	5	2	0	8	66	26	61	40	45	285
HR TOTAL	10	5	53	16	2	0	18	250	59	167	149	107	836
	( 68)			( 18)			( 327)			( 423)			
08:00	4	3	16	8	1	1	12	68	15	60	35	64	287
08:15	1	7	14	12	1	2	30	103	22	84	39	118	433
08:30	4	3	31	12	0	0	12	66	20	66	38	91	343
08:45	5	2	27	2	0	1	3	68	11	65	45	50	279
HR TOTAL	14	15	88	34	2	4	57	305	68	275	157	323	1342
	( 117)			( 40)			( 430)			( 755)			
09:00	1	2	20	12	1	1	4	52	13	55	30	48	239
09:15	2	1	16	9	0	1	2	33	11	47	23	31	176
HR TOTAL	3	3	36	21	1	2	6	85	24	102	53	79	415
	( 42)			( 24)			( 115)			( 234)			
DAY TOTAL	28	23	185	73	5	6	82	712	157	559	411	527	2768

FOR THE PERIOD 06:30 - 09:15 THE PEAK HOUR IS 07:45 - 08:45

DIRECTION	PEAK HR FACTOR	---- VOLUMES ----			--- PERCENTS ---			
		LEFT	THRU	RIGHT	LEFT	THRU	RIGHT	
NORTH	0.76	14	14	87	( 115)	12	12	76
SOUTH	0.73	37	4	3	( 44)	84	9	7
EAST	0.72	62	303	83	( 448)	14	68	19
WEST	0.77	271	152	318	( 741)	37	21	43
					( 1348)			

Greiner Inc.

REFERENCE: C2380.05

FILENAME: K-HO-M

INTERSECTION OF KENNEDY BLVD. AND HOOVER BLVD.

NAME OF COUNTER: C6

WEATHER: GOOD

DATE: 10 / 15 / 90

PERIOD BEGIN	--NORTH BOUND--			--SOUTH BOUND--			--EAST BOUND--			--WEST BOUND--			VEHICLE TOTAL
	LT	THRU	RT	LT	THRU	RT	LT	THRU	RT	LT	THRU	RT	
11:00	5	3	49	18	5	2	4	49	5	40	34	9	223
11:15	6	3	58	25	4	2	2	29	4	24	46	18	221
11:30	3	2	65	27	4	1	0	17	2	29	33	19	202
11:45	2	0	79	31	4	1	2	63	6	32	50	22	292
HR TOTAL	16	8	251	101	17	6	8	158	17	125	163	68	938
			( 275)			( 124)			( 183)			( 356)	
12:00	5	7	85	58	5	0	2	93	5	42	63	20	385
12:15	10	3	77	42	4	1	3	61	4	28	53	21	307
12:30	6	3	61	35	6	0	3	29	0	55	53	28	279
12:45	7	1	59	37	3	0	2	32	5	41	46	36	269
HR TOTAL	28	14	282	172	18	1	10	215	14	166	215	105	1240
			( 324)			( 191)			( 239)			( 486)	
DAY TOTAL	44	22	533	273	35	7	18	373	31	291	378	173	2178

FOR THE PERIOD 11:00 - 12:45 THE PEAK HOUR IS 11:45 - 12:45

DIRECTION	PEAK HR FACTOR	---- VOLUMES ----			--- PERCENTS ---			
		LEFT	THRU	RIGHT	LEFT	THRU	RIGHT	
NORTH	0.87	23	13	302	( 338)	7	4	89
SOUTH	0.74	166	19	2	( 187)	89	10	1
EAST	0.68	10	246	15	( 271)	4	91	6
WEST	0.86	157	219	91	( 467)	34	47	19
( 1263)								

Greiner Inc.

REFERENCE: C2380.05

FILENAME: K-HO-P

INTERSECTION OF KENNEDY BLVD. AND HOOVER BLVD.

NAME OF COUNTER: CG

WEATHER: GOOD

DATE: 10 / 15 / 90

PERIOD	--NORTH BOUND--			--SOUTH BOUND--			--EAST BOUND--			--WEST BOUND--			VEHICLE
BEGIN	LT	THRU	RT	LT	THRU	RT	LT	THRU	RT	LT	THRU	RT	TOTAL
15:30	9	0	39	24	3	1	8	95	4	23	64	15	285
15:45	8	1	49	17	1	4	5	51	4	28	67	16	251
HR TOTAL	17	1	88	41	4	5	13	146	8	51	131	31	536
	( 106)			( 50)			( 167)			( 213)			
16:00	6	0	72	33	1	2	16	67	2	26	65	13	303
16:15	6	0	41	52	2	1	4	48	3	24	74	12	267
16:30	13	1	64	56	10	4	2	54	14	34	42	16	310
16:45	26	2	45	75	5	11	8	49	6	26	67	1	321
HR TOTAL	51	3	222	216	18	18	30	218	25	110	248	42	1201
	( 276)			( 252)			( 273)			( 400)			
17:00	24	0	161	144	13	1	3	21	4	53	74	7	505
17:15	25	5	61	67	15	18	5	68	7	51	49	12	383
17:30	14	0	18	29	4	4	10	26	15	0	58	0	178
17:45	7	7	23	28	10	8	2	34	13	33	28	0	193
HR TOTAL	70	12	263	268	42	31	20	149	39	137	209	19	1259
	( 345)			( 341)			( 208)			( 365)			
18:00	12	3	19	18	7	10	2	23	3	24	52	5	178
18:15	8	0	17	17	2	12	1	42	2	20	36	4	161
HR TOTAL	20	3	36	35	9	22	3	65	5	44	88	9	339
	( 59)			( 66)			( 73)			( 141)			
DAY TOTAL	158	19	609	560	73	76	66	578	77	342	676	101	3335

FOR THE PERIOD 15:30 - 18:15 THE PEAK HOUR IS 16:30 - 17:30

DIRECTION	PEAK HR FACTOR	---- VOLUMES ----			--- PERCENTS ---			
		LEFT	THRU	RIGHT	LEFT	THRU	RIGHT	
NORTH	0.58	88	8	331	( 427)	21	2	78
SOUTH	0.66	342	43	34	( 419)	82	10	8
EAST	0.75	18	192	31	( 241)	7	80	13
WEST	0.81	164	232	36	( 432)	38	54	8
( 1519)								

Greiner Inc.

REFERENCE: C2380.05  
INTERSECTION OF KENNEDY BLVD. AND HOOVER BLVD.  
NAME OF COUNTER: E1  
WEATHER: GOOD

FILENAME: K-HO-N

DATE: 10 / 15 / 90

PERIOD BEGIN	--NORTH BOUND--			--SOUTH BOUND--			--EAST BOUND--			--WEST BOUND--			VEHICLE TOTAL
	LT	THRU	RT	LT	THRU	RT	LT	THRU	RT	LT	THRU	RT	
19:00	4	0	25	14	1	0	0	36	0	7	54	3	144
19:15	0	1	16	11	0	2	3	30	0	5	31	5	104
19:30	4	0	20	10	0	1	1	31	3	7	26	7	110
19:45	0	0	8	5	1	0	0	18	0	2	32	3	69
HR TOTAL	8	1	69	40	2	3	4	115	3	21	143	18	427
	( 78)			( 45)			( 122)			( 182)			
20:00	1	0	20	4	0	0	0	19	5	9	30	4	92
20:15	0	0	17	2	0	0	3	18	0	9	29	2	80
20:30	4	0	18	19	0	2	0	21	0	2	27	4	97
20:45	1	1	15	5	0	1	1	18	0	12	36	3	93
HR TOTAL	6	1	70	30	0	3	4	76	5	32	122	13	362
	( 77)			( 33)			( 85)			( 167)			
21:00	1	0	13	4	0	0	2	19	0	4	31	5	79
21:15	2	0	4	3	0	0	2	21	2	2	37	2	75
21:30	3	0	11	6	0	3	2	15	2	3	25	0	70
21:45	2	0	3	4	0	0	0	9	2	6	15	6	47
HR TOTAL	8	0	31	17	0	3	6	64	6	15	108	13	271
	( 39)			( 20)			( 76)			( 136)			
DAY TOTAL	22	2	170	87	2	9	14	255	14	68	373	44	1060

FOR THE PERIOD 19:00 - 21:45 THE PEAK HOUR IS 19:00 - 20:00

DIRECTION	PEAK HR FACTOR	---- VOLUMES ----			--- PERCENTS ---		
		LEFT	THRU	RIGHT	LEFT	THRU	RIGHT
NORTH	0.67	8	1	69 ( 78)	10	1	88
SOUTH	0.75	40	2	3 ( 45)	89	4	7
EAST	0.85	4	115	3 ( 122)	3	94	2
WEST	0.71	21	143	18 ( 182)	12	79	10
		( 427)					



Greiner Inc.

REFERENCE: C2380.05

FILENAME: K-HO-0

INTERSECTION OF KENNEDY and HOOVER (OCCUPANCY COUNT by approach)

NAME OF COUNTER: TAC/BB

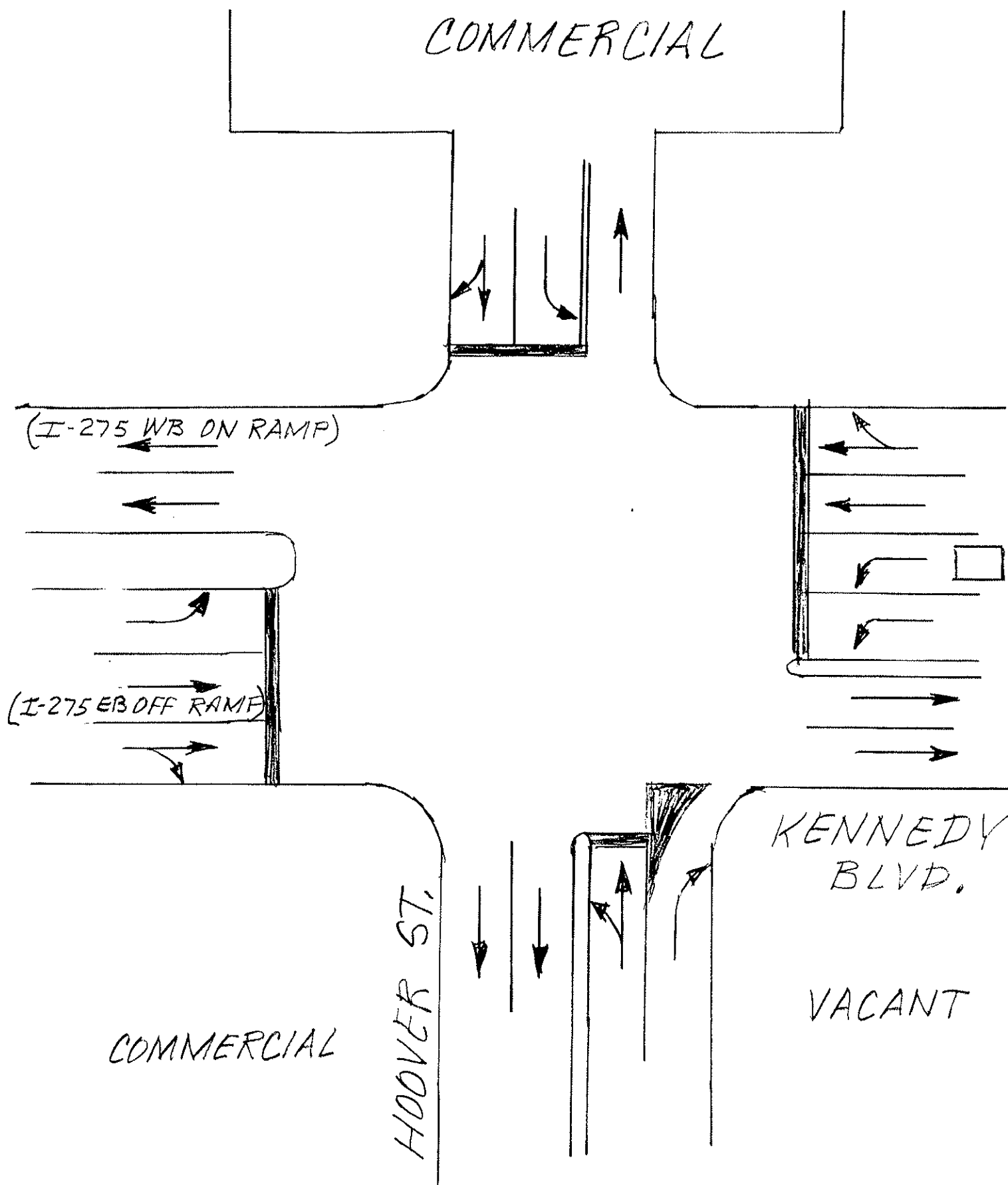
WEATHER: GOOD

DATE: 10 / 15 / 90

PERIOD BEGIN	--NORTH BOUND--			--SOUTH BOUND--			--EAST BOUND--			--WEST BOUND--			VEHICLE TOTAL
	1	2	3>	1	2	3>	1	2	3>	1	2	3>	
15:30	41	6	1	23	5	0	96	11	0	90	10	2	285
15:45	50	8	0	18	4	0	39	19	2	97	13	1	251
16:00	69	8	1	31	5	0	60	18	7	97	7	0	303
16:15	45	1	1	48	7	0	48	7	0	94	11	5	267
DAY TOTAL	205	23	3	120	21	0	243	55	9	378	41	8	1106

FOR THE PERIOD 15:30 - 16:30 THE PEAK HOUR IS 15:30 - 16:30

DIRECTION	---- VOLUMES ----			--- PERCENTS ---			
	1	2	3>	1	2	3>	
NORTH	205	23	3	( 231)	89	10	1
SOUTH	120	21	0	( 141)	85	15	0
EAST	243	55	9	( 307)	79	18	3
WEST	378	41	8	( 427)	89	10	2
	( 1106)						



SECTION 3A

TRAFFIC COUNTS  
GREINER INC.  
Volume by Lane Report

Page 1

\*\*\*\*\*  
Data File : D1009011.PRN  
Station : 0000000000012 Count ratio : 2.00  
Identification : 0000000000012 Interval : 15 minutes  
Start date : Oct 9, 90 Start time : 00:00  
Stop date : Oct 9, 90 Stop time : 24:00  
City/Town : TAMPA County : HILLSBOROUGH  
Location : EISENHOWER NB APPROACH to KENNEDY (NB)  
\*\*\*\*\*

Lanes 1-1 are Northbound  
\*\*\*\*\*

Tue - Oct 9, 90

Lane	1	Total
00:15	0	0
00:30	1	1
00:45	0	0
01:00	1	1
=====	=====	=====
Hour Totals	2	2
01:15	0	0
01:30	0	0
01:45	1	1
02:00	0	0
=====	=====	=====
Hour Totals	1	1
02:15	0	0
02:30	0	0
02:45	0	0
03:00	0	0
=====	=====	=====
Hour Totals	0	0
03:15	0	0
03:30	0	0
03:45	0	0
04:00	0	0
=====	=====	=====
Hour Totals	0	0
04:15	0	0
04:30	0	0
04:45	0	0
05:00	0	0
=====	=====	=====
Hour Totals	0	0
05:15	0	0
05:30	0	0
05:45	1	1
06:00	0	0
=====	=====	=====
Hour Totals	1	1

\*\*\*\*\*

TRAFFIC COUNTS  
GREINER INC.  
Volume by Lane Report

Page 2

\*\*\*\*\*  
Data File : D1009011.PRN  
Station : 0000000000012  
Identification : 0000000000012  
\*\*\*\*\*

Lanes 1-1 are Northbound

Tue - Oct 9, 90

Lane	1	Total
06:15	0	0
06:30	1	1
06:45	0	0
07:00	0	0
*****	*****	*****
Hour Totals	1	1
07:15	0	0
07:30	2	2
07:45	0	0
08:00	2	2
*****	*****	*****
Hour Totals	4	4
08:15	3	3
08:30	0	0
08:45	2	2
09:00	4	4
*****	*****	*****
Hour Totals	11	11
09:15	4	4
09:30	0	0
09:45	1	1
10:00	5	5
*****	*****	*****
Hour Totals	10	10
10:15	3	3
10:30	4	4
10:45	5	5
11:00	2	2
*****	*****	*****
Hour Totals	14	14
11:15	6	6
11:30	6	6
11:45	4	4
12:00	6	6
*****	*****	*****
Hour Totals	24	24
12:15	7	7
12:30	12	12
12:45	3	2

\*\*\*\*\*

TRAFFIC COUNTS  
GREINER INC.  
Volume by Lane Report

Page 3

\*\*\*\*\*  
Data File : D1009011.PRN  
Station : 0000000000012  
Identification : 0000000000012  
\*\*\*\*\*

Lanes 1-1 are Northbound

Tue - Oct 9, 90

Lane	1	Total
13:00	5	5
Hour Totals	29	29
13:15	6	6
13:30	4	4
13:45	4	4
14:00	5	5
Hour Totals	19	19
14:15	11	11
14:30	2	2
14:45	7	7
15:00	7	7
Hour Totals	27	27
15:15	7	7
15:30	8	8
15:45	15	15
16:00	5	5
Hour Totals	35	35
16:15	17	17
16:30	11	11
16:45	14	14
17:00	12	12
Hour Totals	54	54
17:15	9	9
17:30	22	22
17:45	7	7
18:00	12	12
Hour Totals	50	50
18:15	13	13
18:30	3	3
18:45	2	2
19:00	2	2
Hour Totals	20	20

\*\*\*\*\*

TRAFFIC COUNTS  
GREINER INC.  
Volume by Lane Report

Page 4

\*\*\*\*\*  
Data File : D1009011.PRN  
Station : 0000000000012  
Identification : 0000000000012  
\*\*\*\*\*

Lanes 1-1 are Northbound

Tue - Oct 9, 90

Lane	1	Total
19:15	2	2
19:30	1	1
19:45	1	1
20:00	1	1
*****	*****	*****
Hour Totals	5	5
20:15	0	0
20:30	1	1
20:45	0	0
21:00	0	0
*****	*****	*****
Hour Totals	1	1
21:15	2	2
21:30	0	0
21:45	3	3
22:00	1	1
*****	*****	*****
Hour Totals	6	6
22:15	0	0
22:30	1	1
22:45	1	1
23:00	0	0
*****	*****	*****
Hour Totals	2	2
23:15	0	0
23:30	0	0
23:45	1	1
24:00	0	0
*****	*****	*****
Hour Totals	1	1
*****	*****	*****
Grand Totals	317	317
Percentages	100.0	

\*\*\*\*\*

Greiner, Inc.  
Traffic Counts  
Volume by Lane Report

Page 5

\*\*\*\*\*  
Data File : D1010003.PRN  
Station : 0000000000012 Count ratio : 2.00  
Identification : 0000000000012 Interval : 15 minutes  
Start date : Oct 10, 90 Start time : 00:00  
Stop date : Oct 10, 90 Stop time : 24:00  
City/Town : TAMPA County : HILLSBOROUGH  
Location : EISENHOWER NB APPROACH to KENNEDY (NB)  
\*\*\*\*\*

Lanes 1-1 are Northbound  
-----

Wed - Oct 10, 90

Lane	1	Total
-----	-----	-----
00:15	0	0
00:30	0	0
00:45	0	0
01:00	0	0
=====	=====	=====
Hour Totals	0	0
01:15	0	0
01:30	0	0
01:45	0	0
02:00	0	0
=====	=====	=====
Hour Totals	0	0
02:15	0	0
02:30	0	0
02:45	0	0
03:00	0	0
=====	=====	=====
Hour Totals	0	0
03:15	0	0
03:30	0	0
03:45	0	0
04:00	2	2
=====	=====	=====
Hour Totals	2	2
04:15	0	0
04:30	0	0
04:45	0	0
05:00	0	0
=====	=====	=====
Hour Totals	0	0
05:15	0	0
05:30	0	0
05:45	1	1
06:00	0	0
=====	=====	=====
Hour Totals	1	1

\*\*\*\*\*



Greiner, Inc.  
Traffic Counts  
Volume by Lane Report

Page 10

\*\*\*\*\*  
Data File : D1010003.PRN  
Station : 000000000012  
Identification : 000000000012  
\*\*\*\*\*  
Lanes 1-1 are Northbound  
-----

Wed - Oct 10, 90

Lane	1	Total
06:15	0	0
06:30	3	3
06:45	0	0
07:00	0	0
=====	=====	=====
Hour Totals	3	3
07:15	0	0
07:30	2	2
07:45	0	0
08:00	2	2
=====	=====	=====
Hour Totals	4	4
08:15	4	4
08:30	0	0
08:45	4	4
09:00	4	4
=====	=====	=====
Hour Totals	12	12
09:15	4	4
09:30	0	0
09:45	3	3
10:00	4	4
=====	=====	=====
Hour Totals	11	11
10:15	4	4
10:30	2	2
10:45	5	5
11:00	3	3
=====	=====	=====
Hour Totals	14	14
11:15	12	12
11:30	8	8
11:45	3	3
12:00	7	7
=====	=====	=====
Hour Totals	30	30
12:15	10	10
12:30	7	7
12:45	4	4

\*\*\*\*\*

Greiner, Inc.  
Traffic Counts  
Volume by Lane Report

Page 11

\*\*\*\*\*  
Data File : D1010003.PRN  
Station : 000000000012  
Identification : 000000000012  
\*\*\*\*\*

Lanes 1-1 are Northbound

Wed - Oct 10, 90

Lane	1	Total
-----	-----	-----
13:00	8	8
=====	=====	=====
Hour Totals	29	29
13:15	3	3
13:30	3	3
13:45	6	6
14:00	3	3
=====	=====	=====
Hour Totals	15	15
14:15	7	7
14:30	5	5
14:45	4	4
15:00	2	2
=====	=====	=====
Hour Totals	18	18
15:15	6	6
15:30	8	8
15:45	18	18
16:00	5	5
=====	=====	=====
Hour Totals	37	37
16:15	8	8
16:30	4	4
16:45	17	17
17:00	10	10
=====	=====	=====
Hour Totals	39	39
17:15	14	14
17:30	17	17
17:45	12	12
18:00	12	12
=====	=====	=====
Hour Totals	55	55
18:15	11	11
18:30	7	7
18:45	5	5
19:00	1	1
=====	=====	=====
Hour Totals	24	24

\*\*\*\*\*

Greiner, Inc.  
Traffic Counts  
Volume by Lane Report

Page 13

\*\*\*\*\*  
Data File : D1010003.PRN  
Station : 0000000000012  
Identification : 0000000000012  
\*\*\*\*\*

Lanes 1-1 are Northbound

-----  
Wed - Oct 10, 90

Lane	1	Total
-----	-----	-----
19:15	2	2
19:30	3	3
19:45	1	1
20:00	0	0
=====	=====	=====
Hour Totals	6	6
20:15	0	0
20:30	1	1
20:45	0	0
21:00	0	0
=====	=====	=====
Hour Totals	1	1
21:15	2	2
21:30	0	0
21:45	2	2
22:00	1	1
=====	=====	=====
Hour Totals	5	5
22:15	1	1
22:30	0	0
22:45	1	1
23:00	0	0
=====	=====	=====
Hour Totals	2	2
23:15	0	0
23:30	0	0
23:45	0	0
24:00	0	0
=====	=====	=====
Hour Totals	0	0
=====	=====	=====
Grand Totals	308	308
Percentages	100.0	

\*\*\*\*\*

Greiner, Inc.  
Traffic Counts  
Volume by Lane Report

Page 9

\*\*\*\*\*

Data File : D1011003.PRN  
Station : 0000000000012 Count ratio : 2.00  
Identification : 0000000000012 Interval : 15 minutes  
Start date : Oct 11, 90 Start time : 00:00  
Stop date : Oct 11, 90 Stop time : 24:00  
City/Town : TAMPA County : HILLSBOROUGH  
Location : EISENHOWER NB APPROACH to KENNEDY (NB)

\*\*\*\*\*

Lanes 1-1 are Northbound

-----  
Thu - Oct 11, 90

Lane	1	Total
00:15	0	0
00:30	0	0
00:45	0	0
01:00	0	0
=====	=====	=====
Hour Totals	0	0
01:15	0	0
01:30	0	0
01:45	0	0
02:00	0	0
=====	=====	=====
Hour Totals	0	0
02:15	0	0
02:30	0	0
02:45	0	0
03:00	0	0
=====	=====	=====
Hour Totals	0	0
03:15	0	0
03:30	0	0
03:45	0	0
04:00	0	0
=====	=====	=====
Hour Totals	0	0
04:15	0	0
04:30	0	0
04:45	0	0
05:00	0	0
=====	=====	=====
Hour Totals	0	0
05:15	0	0
05:30	0	0
05:45	0	0
06:00	1	1
=====	=====	=====
Hour Totals	1	1

\*\*\*\*\*

Greiner, Inc.  
Traffic Counts  
Volume by Lane Report

Page 10

\*\*\*\*\*  
Data File : D1011003.PRN  
Station : 000000000012  
Identification : 000000000012  
\*\*\*\*\*  
Lanes 1-1 are Northbound

Thu - Oct 11, 90

Lane	1	Total
06:15	0	0
06:30	0	0
06:45	0	0
07:00	1	1
===== Hour Totals	1	1
07:15	1	1
07:30	1	1
07:45	0	0
08:00	3	3
===== Hour Totals	5	5
08:15	2	2
08:30	1	1
08:45	1	1
09:00	0	0
===== Hour Totals	4	4
09:15	2	2
09:30	2	2
09:45	1	1
10:00	0	0
===== Hour Totals	5	5
10:15	1	1
10:30	1	1
10:45	2	2
11:00	4	4
===== Hour Totals	8	8
11:15	6	6
11:30	9	9
11:45	4	4
12:00	7	7
===== Hour Totals	26	26
12:15	2	2
12:30	5	5
12:45	2	2

\*\*\*\*\*

Greiner, Inc.  
Traffic Counts  
Volume by Lane Report

Page 11

\*\*\*\*\*

Data File : D1011003.PRN  
Station : 000000000012  
Identification : 000000000012

\*\*\*\*\*

Lanes 1-1 are Northbound

-----  
Thu - Oct 11, 90

Lane	1	Total
------	---	-------

-----	-----	-----
-------	-------	-------

13:00	9	9
-------	---	---

=====	=====	=====
-------	-------	-------

Hour Totals	18	18
-------------	----	----

13:15	1	1
-------	---	---

13:30	2	2
-------	---	---

13:45	2	2
-------	---	---

14:00	8	8
-------	---	---

=====	=====	=====
-------	-------	-------

Hour Totals	13	13
-------------	----	----

14:15	3	3
-------	---	---

14:30	2	2
-------	---	---

14:45	3	3
-------	---	---

15:00	6	6
-------	---	---

=====	=====	=====
-------	-------	-------

Hour Totals	14	14
-------------	----	----

15:15	7	7
-------	---	---

15:30	6	6
-------	---	---

15:45	8	8
-------	---	---

16:00	6	6
-------	---	---

=====	=====	=====
-------	-------	-------

Hour Totals	27	27
-------------	----	----

16:15	8	8
-------	---	---

16:30	8	8
-------	---	---

16:45	19	19
-------	----	----

17:00	3	3
-------	---	---

=====	=====	=====
-------	-------	-------

Hour Totals	38	38
-------------	----	----

17:15	17	17
-------	----	----

17:30	12	12
-------	----	----

17:45	9	9
-------	---	---

18:00	3	3
-------	---	---

=====	=====	=====
-------	-------	-------

Hour Totals	41	41
-------------	----	----

18:15	12	12
-------	----	----

18:30	7	7
-------	---	---

18:45	3	3
-------	---	---

19:00	8	8
-------	---	---

=====	=====	=====
-------	-------	-------

Hour Totals	30	30
-------------	----	----

\*\*\*\*\*

3-11

Greiner, Inc.  
Traffic Counts  
Volume by Lane Report

Page 12

\*\*\*\*\*  
Data File : D1011003.PRN  
Station : 000000000012  
Identification : 000000000012  
\*\*\*\*\*

Lanes 1-1 are Northbound

Thu - Oct 11, 90

Lane	1	Total
19:15	1	1
19:30	1	1
19:45	2	2
20:00	1	1
=====	=====	=====
Hour Totals	5	5
20:15	0	0
20:30	0	0
20:45	1	1
21:00	2	2
=====	=====	=====
Hour Totals	3	3
21:15	0	0
21:30	0	0
21:45	0	0
22:00	0	0
=====	=====	=====
Hour Totals	0	0
22:15	1	1
22:30	1	1
22:45	0	0
23:00	0	0
=====	=====	=====
Hour Totals	2	2
23:15	1	1
23:30	0	0
23:45	0	0
24:00	0	0
=====	=====	=====
Hour Totals	1	1
=====	=====	=====
Grand Totals	242	242
Percentages	100.0	

\*\*\*\*\*

Greiner, Inc.  
Traffic Counts  
Volume by Lane Report

Page 24

\*\*\*\*\*  
Data File : D1012007.PRN  
Station : 000000000012 Count ratio : 2.00  
Identification : 000000000012 Interval : 15 minutes  
Start date : Oct 12, 90 Start time : 00:00  
Stop date : Oct 12, 90 Stop time : 24:00  
City/Town : TAMPA County : HILLSBOROUGH  
Location : EISENHOWER NB APPROACH TO KENNEDY (NB)  
\*\*\*\*\*  
Lanes 1-1 are Northbound  
-----

Fri - Oct 12, 90

Lane	1	Total
00:15	0	0
00:30	0	0
00:45	0	0
01:00	0	0
===== Hour Totals	0	0
01:15	0	0
01:30	0	0
01:45	0	0
02:00	0	0
===== Hour Totals	0	0
02:15	0	0
02:30	0	0
02:45	0	0
03:00	0	0
===== Hour Totals	0	0
03:15	0	0
03:30	1	1
03:45	0	0
04:00	0	0
===== Hour Totals	1	1
04:15	0	0
04:30	0	0
04:45	0	0
05:00	0	0
===== Hour Totals	0	0
05:15	0	0
05:30	0	0
05:45	0	0
06:00	1	1
===== Hour Totals	1	1

\*\*\*\*\*



Greiner, Inc.  
Traffic Counts  
Volume by Lane Report

Page 25

\*\*\*\*\*  
Data File : D1012007.PRN  
Station : 0000000000012  
Identification : 0000000000012  
\*\*\*\*\*  
Lanes 1-1 are Northbound

Fri - Oct 12, 90

Lane	1	Total
06:15	0	0
06:30	0	0
06:45	0	0
07:00	1	1
===== Hour Totals	1	1
07:15	2	2
07:30	4	4
07:45	1	1
08:00	2	2
===== Hour Totals	9	9
08:15	3	3
08:30	3	3
08:45	7	7
09:00	3	3
===== Hour Totals	16	16
09:15	1	1
09:30	2	2
09:45	10	10
10:00	2	2
===== Hour Totals	15	15
10:15	4	4
10:30	5	5
10:45	8	8
11:00	3	3
===== Hour Totals	20	20
11:15	2	2
11:30	10	10
11:45	6	6
12:00	9	9
===== Hour Totals	27	27
12:15	4	4
12:30	9	9
12:45	3	3

\*\*\*\*\*

Greiner, Inc.  
Traffic Counts  
Volume by Lane Report

Page 26

\*\*\*\*\*  
Data File : D1012007.PRN  
Station : 0000000000012  
Identification : 0000000000012  
\*\*\*\*\*

Lanes 1-1 are Northbound

Fri - Oct 12, 90

Lane	1	Total
-----	-----	-----
13:00	6	6
=====	=====	=====
Hour Totals	22	22
13:15	10	10
13:30	6	6
13:45	7	7
14:00	9	9
=====	=====	=====
Hour Totals	32	32
14:15	8	8
14:30	7	7
14:45	9	9
15:00	5	5
=====	=====	=====
Hour Totals	29	29
15:15	6	6
15:30	2	2
15:45	14	14
16:00	7	7
=====	=====	=====
Hour Totals	29	29
16:15	10	10
16:30	10	10
16:45	12	12
17:00	8	8
=====	=====	=====
Hour Totals	40	40
17:15	27	27
17:30	11	11
17:45	8	8
18:00	8	8
=====	=====	=====
Hour Totals	54	54
18:15	4	4
18:30	9	9
18:45	3	3
19:00	1	1
=====	=====	=====
Hour Totals	17	17

\*\*\*\*\*

3-15

Greiner, Inc.  
Traffic Counts  
Volume by Lane Report

Page 27

```
*****
Data File       : D1012007.PRN
Station        : 0000000000012
Identification  : 0000000000012
*****
Lanes 1-1 are Northbound
```

Fri - Oct 12, 90

Lane	1	Total
19:15	2	2
19:30	2	2
19:45	1	1
20:00	1	1
=====	=====	=====
Hour Totals	6	6
20:15	1	1
20:30	0	0
20:45	0	0
21:00	0	0
=====	=====	=====
Hour Totals	1	1
21:15	1	1
21:30	0	0
21:45	1	1
22:00	3	3
=====	=====	=====
Hour Totals	5	5
22:15	0	0
22:30	1	1
22:45	0	0
23:00	1	1
=====	=====	=====
Hour Totals	2	2
23:15	0	0
23:30	0	0
23:45	0	0
24:00	0	0
=====	=====	=====
Hour Totals	0	0
=====	=====	=====
Grand Totals	327	327
Percentages	100.0	

\*\*\*\*\*

Greiner, Inc.  
Traffic Counts  
Volume by Lane Report

Page 17

\*\*\*\*\*

Data File : D1013005.PRN  
Station : 000000000012 Count ratio : 2.00  
Identification : 000000000012 Interval : 15 minutes  
Start date : Oct 13, 90 Start time : 00:00  
Stop date : Oct 13, 90 Stop time : 24:00  
City/Town : TAMPA County : HILLSBOROUGH  
Location : EISENHOWER NB APPROACH TO KENNEDY (NB)

\*\*\*\*\*

Lanes 1-1 are Northbound

Sat - Oct 13, 90

Lane	1	Total
00:15	1	1
00:30	0	0
00:45	2	2
01:00	0	0
====	====	====
Hour Totals	3	3
01:15	0	0
01:30	0	0
01:45	2	2
02:00	1	1
====	====	====
Hour Totals	3	3
02:15	0	0
02:30	1	1
02:45	0	0
03:00	0	0
====	====	====
Hour Totals	1	1
03:15	0	0
03:30	0	0
03:45	1	1
04:00	0	0
====	====	====
Hour Totals	1	1
04:15	0	0
04:30	0	0
04:45	0	0
05:00	0	0
====	====	====
Hour Totals	0	0
05:15	0	0
05:30	0	0
05:45	0	0
06:00	0	0
====	====	====
Hour Totals	0	0

\*\*\*\*\*

Greiner, Inc.  
Traffic Counts  
Volume by Lane Report

Page 18

\*\*\*\*\*  
Data File : D1013005.PRN  
Station : 0000000000012  
Identification : 0000000000012  
\*\*\*\*\*  
Lanes 1-1 are Northbound

Sat - Oct 13, 90

Lane	1	Total
06:15	0	0
06:30	0	0
06:45	1	1
07:00	0	0
===== Hour Totals	1	1
07:15	0	0
07:30	0	0
07:45	0	0
08:00	1	1
===== Hour Totals	1	1
08:15	1	1
08:30	2	2
08:45	1	1
09:00	3	3
===== Hour Totals	7	7
09:15	0	0
09:30	2	2
09:45	3	3
10:00	1	1
===== Hour Totals	6	6
10:15	2	2
10:30	3	3
10:45	1	1
11:00	3	3
===== Hour Totals	9	9
11:15	3	3
11:30	0	0
11:45	1	1
12:00	0	0
===== Hour Totals	4	4
12:15	1	1
12:30	1	1
12:45	1	1

\*\*\*\*\*

Greiner, Inc.  
Traffic Counts  
Volume by Lane Report

Page 19

\*\*\*\*\*  
Data File : D1013005.PRN  
Station : 000000000012  
Identification : 000000000012  
\*\*\*\*\*  
Lanes 1-1 are Northbound  
-----

Sat - Oct 13, 90

Lane	1	Total
------	---	-------

13:00	4	4
-------	---	---

Hour Totals	7	7
-------------	---	---

13:15	1	1
-------	---	---

13:30	4	4
-------	---	---

13:45	1	1
-------	---	---

14:00	4	4
-------	---	---

Hour Totals	10	10
-------------	----	----

14:15	2	2
-------	---	---

14:30	2	2
-------	---	---

14:45	0	0
-------	---	---

15:00	1	1
-------	---	---

Hour Totals	5	5
-------------	---	---

15:15	2	2
-------	---	---

15:30	4	4
-------	---	---

15:45	1	1
-------	---	---

16:00	0	0
-------	---	---

Hour Totals	7	7
-------------	---	---

16:15	1	1
-------	---	---

16:30	1	1
-------	---	---

16:45	3	3
-------	---	---

17:00	2	2
-------	---	---

Hour Totals	7	7
-------------	---	---

17:15	2	2
-------	---	---

17:30	0	0
-------	---	---

17:45	1	1
-------	---	---

18:00	0	0
-------	---	---

Hour Totals	3	3
-------------	---	---

18:15	0	0
-------	---	---

18:30	2	2
-------	---	---

18:45	0	0
-------	---	---

19:00	1	1
-------	---	---

Hour Totals	3	3
-------------	---	---

\*\*\*\*\*

3-19

Greiner, Inc.  
Traffic Counts  
Volume by Lane Report

Page 30

```
*****
Data File       : D1013005.PRN
Station        : 000000000012
Identification  : 000000000012
*****
Lanes 1-1 are Northbound
-----
Sat - Oct 13, 90
Lane           1           Total
-----
19:15          0           0
19:30          0           0
19:45          0           0
20:00          0           0
=====
Hour Totals    0           0

20:15          0           0
20:30          0           0
20:45          0           0
21:00          0           0
=====
Hour Totals    0           0

21:15          0           0
21:30          0           0
21:45          0           0
22:00          0           0
=====
Hour Totals    0           0

22:15          0           0
22:30          0           0
22:45          0           0
23:00          0           0
=====
Hour Totals    0           0

23:15          0           0
23:30          0           0
23:45          0           0
24:00          0           0
=====
Hour Totals    0           0

=====
Grand Totals   78          78
Percentages    100.0
*****
```

Greiner, Inc.  
Traffic Counts  
Volume by Lane Report

Page 15

\*\*\*\*\*

Data File : D1014005.PRN  
Station : 000000000012 Count ratio : 2.00  
Identification : 000000000012 Interval : 15 minutes  
Start date : Oct 14, 90 Start time : 00:00  
Stop date : Oct 14, 90 Stop time : 24:00  
City/Town : TAMPA County : HILLSBOROUGH  
Location : EISENHOWER NB APPROACH to KENNEDY (NB)

\*\*\*\*\*

Lanes 1-1 are Northbound

Sun - Oct 14, 90

Lane	1	Total
00:15	1	1
00:30	0	0
00:45	0	0
01:00	0	0
===== Hour Totals	1	1
01:15	0	0
01:30	0	0
01:45	0	0
02:00	0	0
===== Hour Totals	0	0
02:15	0	0
02:30	0	0
02:45	0	0
03:00	0	0
===== Hour Totals	0	0
03:15	0	0
03:30	1	1
03:45	0	0
04:00	0	0
===== Hour Totals	1	1
04:15	0	0
04:30	0	0
04:45	0	0
05:00	0	0
===== Hour Totals	0	0
05:15	0	0
05:30	0	0
05:45	0	0
06:00	0	0
===== Hour Totals	0	0

\*\*\*\*\*



Greiner, Inc.  
Traffic Counts  
Volume by Lane Report

Page 16

\*\*\*\*\*  
Data File : D1014005.PRN  
Station : 0000000000012  
Identification : 0000000000012  
\*\*\*\*\*  
Lanes 1-1 are Northbound

Sun - Oct 14, 90

Lane	1	Total
06:15	0	0
06:30	0	0
06:45	0	0
07:00	0	0
===== Hour Totals	0	0
07:15	0	0
07:30	0	0
07:45	0	0
08:00	0	0
===== Hour Totals	0	0
08:15	0	0
08:30	0	0
08:45	0	0
09:00	0	0
===== Hour Totals	0	0
09:15	1	1
09:30	0	0
09:45	0	0
10:00	0	0
===== Hour Totals	1	1
10:15	0	0
10:30	1	1
10:45	0	0
11:00	0	0
===== Hour Totals	1	1
11:15	1	1
11:30	1	1
11:45	2	2
12:00	3	3
===== Hour Totals	7	7
12:15	2	2
12:30	2	2
12:45	1	1

\*\*\*\*\*

Greiner, Inc.  
Traffic Counts  
Volume by Lane Report

Page 17

```
*****
Data File       : D1014005.PRN
Station        : 0000000000012
Identification  : 0000000000012
*****
Lanes 1-1 are Northbound
```

Sun - Oct 14, 90

Lane	1	Total
-----	-----	-----
13:00	0	0
=====	=====	=====
Hour Totals	5	5
13:15	2	2
13:30	0	0
13:45	2	2
14:00	1	1
=====	=====	=====
Hour Totals	5	5
14:15	1	1
14:30	0	0
14:45	2	2
15:00	1	1
=====	=====	=====
Hour Totals	4	4
15:15	0	0
15:30	0	0
15:45	5	5
16:00	0	0
=====	=====	=====
Hour Totals	5	5
16:15	0	0
16:30	0	0
16:45	0	0
17:00	0	0
=====	=====	=====
Hour Totals	0	0
17:15	2	2
17:30	1	1
17:45	3	3
18:00	2	2
=====	=====	=====
Hour Totals	8	8
18:15	0	0
18:30	1	1
18:45	2	2
19:00	2	2
=====	=====	=====
Hour Totals	5	5

\*\*\*\*\*

Greiner, Inc.  
Traffic Counts  
Volume by Lane Report

Page 18

\*\*\*\*\*  
Data File : D1014005.PRN  
Station : 0000000000012  
Identification : 0000000000012  
\*\*\*\*\*

Lanes 1-1 are Northbound

Sun - Oct 14, 90

Lane	1	Total
-----	-----	-----
19:15	2	2
19:30	0	0
19:45	0	0
20:00	0	0
=====	=====	=====
Hour Totals	2	2
20:15	0	0
20:30	0	0
20:45	1	1
21:00	0	0
=====	=====	=====
Hour Totals	1	1
21:15	0	0
21:30	0	0
21:45	0	0
22:00	0	0
=====	=====	=====
Hour Totals	0	0
22:15	0	0
22:30	0	0
22:45	0	0
23:00	0	0
=====	=====	=====
Hour Totals	0	0
23:15	0	0
23:30	0	0
23:45	0	0
24:00	0	0
=====	=====	=====
Hour Totals	0	0
Grand Totals	46	46
Percentages	100.0	

\*\*\*\*\*

Greiner, Inc.  
Traffic Counts  
Volume by Lane Report

Page 22

\*\*\*\*\*  
Data File : D1015007.PRN  
Station : 000000000012 Count ratio : 2.00  
Identification : 000000000012 Interval : 15 minutes  
Start date : Oct 15, 90 Start time : 00:00  
Stop date : Oct 15, 90 Stop time : 24:00  
City/Town : TAMPA County : HILLSBOROUGH  
Location : EISENHOWER NB APPROACH to KENNEDY (NB)  
\*\*\*\*\*

Lanes 1-1 are Northbound

Mon - Oct 15, 90

Lane	1	Total
00:15	0	0
00:30	0	0
00:45	0	0
01:00	0	0
=====	=====	=====
Hour Totals	0	0
01:15	0	0
01:30	0	0
01:45	0	0
02:00	0	0
=====	=====	=====
Hour Totals	0	0
02:15	0	0
02:30	0	0
02:45	0	0
03:00	0	0
=====	=====	=====
Hour Totals	0	0
03:15	0	0
03:30	0	0
03:45	0	0
04:00	0	0
=====	=====	=====
Hour Totals	0	0
04:15	0	0
04:30	0	0
04:45	0	0
05:00	0	0
=====	=====	=====
Hour Totals	0	0
05:15	0	0
05:30	0	0
05:45	0	0
06:00	1	1
=====	=====	=====
Hour Totals	1	1

\*\*\*\*\*

Greiner, Inc.  
Traffic Counts  
Volume by Lane Report

Page 23

\*\*\*\*\*  
Data File : D1015007.PRN  
Station : 0000000000012  
Identification : 0000000000012  
\*\*\*\*\*  
Lanes 1-1 are Northbound

Mon - Oct 15, 90

Lane	1	Total
06:15	0	0
06:30	0	0
06:45	1	1
07:00	1	1
Hour Totals	2	2
07:15	0	0
07:30	3	3
07:45	3	3
08:00	3	3
Hour Totals	9	9
08:15	4	4
08:30	1	1
08:45	4	4
09:00	2	2
Hour Totals	11	11
09:15	1	1
09:30	5	5
09:45	2	2
10:00	4	4
Hour Totals	12	12
10:15	4	4
10:30	4	4
10:45	3	3
11:00	5	5
Hour Totals	16	16
11:15	3	3
11:30	3	3
11:45	7	7
12:00	15	15
Hour Totals	28	28
12:15	11	11
12:30	8	8
12:45	9	9

\*\*\*\*\*

Greiner, Inc.  
Traffic Counts  
Volume by Lane Report

Page 24

\*\*\*\*\*  
Data File : D1015007.PRN  
Station : 000000000012  
Identification : 000000000012  
\*\*\*\*\*  
Lanes 1-1 are Northbound

Mon - Oct 15, 90

Lane	1	Total
-----	-----	-----
13:00	4	4
=====	=====	=====
Hour Totals	32	32
13:15	6	6
13:30	7	7
13:45	6	6
14:00	5	5
=====	=====	=====
Hour Totals	24	24
14:15	4	4
14:30	4	4
14:45	12	12
15:00	5	5
=====	=====	=====
Hour Totals	25	25
15:15	5	5
15:30	6	6
15:45	8	8
16:00	4	4
=====	=====	=====
Hour Totals	23	23
16:15	5	5
16:30	9	9
16:45	15	15
17:00	11	11
=====	=====	=====
Hour Totals	40	40
17:15	14	14
17:30	9	9
17:45	14	14
18:00	7	7
=====	=====	=====
Hour Totals	44	44
18:15	4	4
18:30	5	5
18:45	4	4
19:00	5	5
=====	=====	=====
Hour Totals	18	18

\*\*\*\*\*

Greiner, Inc.  
Traffic Counts  
Volume by Lane Report

Page 25

\*\*\*\*\*  
Data File : D1015007.PRN  
Station : 000000000012  
Identification : 000000000012  
\*\*\*\*\*  
Lanes 1-1 are Northbound

Mon - Oct 15, 90

Lane	1	Total
19:15	2	2
19:30	1	1
19:45	2	2
20:00	2	2
=====	=====	=====
Hour Totals	7	7
20:15	1	1
20:30	1	1
20:45	1	1
21:00	0	0
=====	=====	=====
Hour Totals	3	3
21:15	1	1
21:30	0	0
21:45	1	1
22:00	0	0
=====	=====	=====
Hour Totals	2	2
22:15	0	0
22:30	0	0
22:45	1	1
23:00	0	0
=====	=====	=====
Hour Totals	1	1
23:15	0	0
23:30	0	0
23:45	0	0
24:00	0	0
=====	=====	=====
Hour Totals	0	0
=====	=====	=====
Grand Totals	298	298
Percentages	100.0	

\*\*\*\*\*

Greiner, Inc.  
Traffic Counts  
Volume by Lane Report

Page 5

```
*****
Data File       : D1009002.PRN
Station        : 000000000011          Count ratio : 2.00
Identification : 000000000011          Interval    : 15 minutes
Start date     : Oct 9, 90              Start time   : 00:00
Stop date      : Oct 9, 90              Stop time    : 24:00
City/Town      : TAMPA                  County       : HILLSBOROUGH
Location       : EISENHOWER NB @ RAMP from KENNEDY 1=RAMP
*****
```

Lanes 1-2 are Northbound

```
-----
Tue - Oct 9, 90
Lane          1          2          Total
-----
00:15         23         7          30
00:30         21         5          26
00:45         23         3          26
01:00         16         3          19
=====
Hour Totals    83        18         101

01:15         18         4          22
01:30          9         3          12
01:45          9         2          11
02:00          9         0           9
=====
Hour Totals    45         9          54

02:15         14         0          14
02:30         11         1          12
02:45          7         1           8
03:00          8         0           8
=====
Hour Totals    40         2          42

03:15         11         0          11
03:30         11         1          12
03:45          6         3           9
04:00          9         1          10
=====
Hour Totals    37         5          42

04:15          8         1           9
04:30         10         1          11
04:45         11         1          12
05:00         10         2          12
=====
Hour Totals    39         5          44

05:15         17         2          19
05:30         20         1          21
05:45         37         2          39
06:00         25         3          28
=====
Hour Totals    99         8         107
-----
```

\*\*\*\*\*



Greiner, Inc.  
Traffic Counts  
Volume by Lane Report

Page 6

\*\*\*\*\*  
Data File : D1009002.PRN  
Station : 000000000011  
Identification : 000000000011  
\*\*\*\*\*  
Lanes 1-2 are Northbound

Tue - Oct 9, 90

Lane	1	2	Total
06:15	58	1	59
06:30	71	3	74
06:45	110	8	118
07:00	109	8	117
=====	=====	=====	=====
Hour Totals	348	20	368
07:15	155	9	164
07:30	197	11	208
07:45	227	11	238
08:00	328	13	341
=====	=====	=====	=====
Hour Totals	907	44	951
08:15	231	17	248
08:30	240	18	258
08:45	173	20	193
09:00	160	19	179
=====	=====	=====	=====
Hour Totals	804	74	878
09:15	131	10	141
09:30	135	10	145
09:45	129	18	147
10:00	139	23	162
=====	=====	=====	=====
Hour Totals	534	61	595
10:15	135	21	156
10:30	150	21	171
10:45	156	17	173
11:00	145	19	164
=====	=====	=====	=====
Hour Totals	586	78	664
11:15	155	39	194
11:30	170	21	191
11:45	151	28	179
12:00	199	35	234
=====	=====	=====	=====
Hour Totals	675	123	798
12:15	202	44	246
12:30	237	23	260
12:45	239	32	271

\*\*\*\*\*

3-30

Greiner, Inc.  
Traffic Counts  
Volume by Lane Report

Page 7

\*\*\*\*\*  
Data File : D1009002.PRN  
Station : 000000000011  
Identification : 000000000011  
\*\*\*\*\*  
Lanes 1-2 are Northbound

Tue - Oct 9, 90

Lane	1	2	Total
-----	-----	-----	-----
13:00	252	24	276
=====	=====	=====	=====
Hour Totals	930	123	1053
13:15	246	33	279
13:30	251	17	268
13:45	229	28	257
14:00	207	19	226
=====	=====	=====	=====
Hour Totals	933	97	1030
14:15	232	35	267
14:30	209	22	231
14:45	221	29	250
15:00	223	28	251
=====	=====	=====	=====
Hour Totals	885	114	999
15:15	200	22	222
15:30	233	33	266
15:45	284	35	319
16:00	279	33	312
=====	=====	=====	=====
Hour Totals	996	123	1119
16:15	277	47	324
16:30	346	34	380
16:45	327	55	382
17:00	311	86	397
=====	=====	=====	=====
Hour Totals	1261	222	1483
17:15	358	94	452
17:30	267	74	341
17:45	288	57	345
18:00	309	37	346
=====	=====	=====	=====
Hour Totals	1222	262	1484
18:15	256	30	286
18:30	229	20	249
18:45	219	29	248
19:00	192	28	220
=====	=====	=====	=====
Hour Totals	896	107	1003

\*\*\*\*\*

Greiner, Inc.  
Traffic Counts  
Volume by Lane Report

Page 6

\*\*\*\*\*  
Data File : D1009002.PRN  
Station : 000000000011  
Identification : 000000000011  
\*\*\*\*\*

Lanes 1-2 are Northbound

Tue - Oct 9, 90

Lane	1	2	Total
19:15	189	24	213
19:30	169	15	184
19:45	167	24	191
20:00	142	13	155
===== Hour Totals	667	76	743
20:15	126	7	133
20:30	125	7	132
20:45	130	24	154
21:00	143	13	156
===== Hour Totals	524	51	575
21:15	134	17	151
21:30	132	4	136
21:45	99	11	110
22:00	106	8	114
===== Hour Totals	471	40	511
22:15	96	9	105
22:30	85	5	90
22:45	76	10	86
23:00	64	5	69
===== Hour Totals	321	29	350
23:15	53	6	59
23:30	57	4	61
23:45	54	1	55
24:00	39	5	44
===== Hour Totals	203	16	219
===== Grand Totals	13506	1707	15213
Percentages	88.8	11.2	

\*\*\*\*\*

Greiner, Inc.  
Traffic Counts  
Volume by Lane Report

Page 5

```
*****
Data File       : D1010002.PRN
Station        : 0000000000011          Count ratio : 2.00
Identification : 0000000000011          Interval    : 15 minutes
Start date     : Oct 10, 90              Start time   : 00:00
Stop date      : Oct 10, 90              Stop time    : 24:00
City/Town      : TAMPA                   County       : HILLSBOROUGH
Location       : EISENHOWER NB @ RAMP from KENNEDY 1=RAMP
*****
Lanes 1-2 are Northbound
*****
```

Wed - Oct 10, 90

Lane	1	2	Total
00:15	45	5	50
00:30	29	4	33
00:45	24	0	24
01:00	9	3	12
====	====	====	====
Hour Totals	107	12	119
01:15	11	3	14
01:30	21	3	24
01:45	8	3	11
02:00	11	1	12
====	====	====	====
Hour Totals	51	10	61
02:15	6	0	6
02:30	5	0	5
02:45	13	0	13
03:00	13	0	13
====	====	====	====
Hour Totals	37	0	37
03:15	10	0	10
03:30	5	1	6
03:45	5	2	7
04:00	9	4	13
====	====	====	====
Hour Totals	29	7	36
04:15	4	0	4
04:30	6	1	7
04:45	13	1	14
05:00	10	0	10
====	====	====	====
Hour Totals	33	2	35
05:15	14	2	16
05:30	18	0	18
05:45	43	3	46
06:00	34	1	35
====	====	====	====
Hour Totals	109	6	115

\*\*\*\*\*

Greiner, Inc.  
Traffic Counts  
Volume by Lane Report

Page 6

\*\*\*\*\*  
Data File : D1010002.PRN  
Station : 000000000011  
Identification : 000000000011  
\*\*\*\*\*

Lanes 1-2 are Northbound

Wed - Oct 10, 90

Lane	1	2	Total
06:15	50	2	52
06:30	64	1	65
06:45	87	6	93
07:00	122	10	132
===== Hour Totals	323	19	342
07:15	120	8	128
07:30	205	12	217
07:45	281	6	287
08:00	300	14	314
===== Hour Totals	906	40	946
08:15	236	21	257
08:30	214	23	237
08:45	172	16	188
09:00	147	23	170
===== Hour Totals	769	83	852
09:15	143	15	158
09:30	119	9	128
09:45	128	16	144
10:00	127	22	149
===== Hour Totals	517	62	579
10:15	145	26	171
10:30	121	11	132
10:45	142	21	163
11:00	153	18	171
===== Hour Totals	561	76	637
11:15	157	39	196
11:30	156	23	179
11:45	184	25	209
12:00	187	33	220
===== Hour Totals	684	120	804
12:15	207	35	242
12:30	220	22	242
12:45	227	29	256

\*\*\*\*\*

Greiner, Inc.  
Traffic Counts  
Volume by Lane Report

Page 7

\*\*\*\*\*  
Data File : D1010002.PRN  
Station : 000000000011  
Identification : 000000000011  
\*\*\*\*\*

Lanes 1-2 are Northbound

-----  
Wed - Oct 10, 90

Lane	1	2	Total
-----	-----	-----	-----
13:00	264	23	287
=====	=====	=====	=====
Hour Totals	918	109	1027
13:15	234	34	268
13:30	234	21	255
13:45	240	17	257
14:00	216	15	231
=====	=====	=====	=====
Hour Totals	924	87	1011
14:15	245	28	273
14:30	233	21	254
14:45	196	27	223
15:00	190	30	220
=====	=====	=====	=====
Hour Totals	864	106	970
15:15	234	30	264
15:30	259	39	298
15:45	251	34	285
16:00	294	31	325
=====	=====	=====	=====
Hour Totals	1038	134	1172
16:15	310	38	348
16:30	313	33	346
16:45	314	54	368
17:00	325	64	389
=====	=====	=====	=====
Hour Totals	1262	189	1451
17:15	322	116	438
17:30	330	90	420
17:45	285	52	337
18:00	272	45	317
=====	=====	=====	=====
Hour Totals	1209	303	1512
18:15	253	30	283
18:30	295	27	322
18:45	194	25	219
19:00	204	20	224
=====	=====	=====	=====
Hour Totals	946	102	1048

\*\*\*\*\*

Greiner, Inc.  
Traffic Counts  
Volume by Lane Report

Page 8

\*\*\*\*\*  
Data File : D1010002.PRN  
Station : 000000000011  
Identification : 000000000011  
\*\*\*\*\*

Lanes 1-2 are Northbound

Wed - Oct 10, 90

Lane	1	2	Total
19:15	184	21	205
19:30	163	18	181
19:45	181	22	203
20:00	170	16	186
=====	=====	=====	=====
Hour Totals	698	77	775
20:15	156	6	162
20:30	138	7	145
20:45	119	26	145
21:00	149	13	162
=====	=====	=====	=====
Hour Totals	562	52	614
21:15	154	9	163
21:30	140	8	148
21:45	125	10	135
22:00	90	17	107
=====	=====	=====	=====
Hour Totals	509	44	553
22:15	82	7	89
22:30	64	10	74
22:45	65	3	68
23:00	76	8	84
=====	=====	=====	=====
Hour Totals	287	28	315
23:15	53	3	56
23:30	71	7	78
23:45	34	3	37
24:00	45	1	46
=====	=====	=====	=====
Hour Totals	203	14	217
=====	=====	=====	=====
Grand Totals	13546	1682	15228
Percentages	89.0	11.0	

\*\*\*\*\*

Greiner, Inc.  
Traffic Counts  
Volume by Lane Report

Page 5

\*\*\*\*\*  
Data File : D1011002.PRN  
Station : 000000000011 Count ratio : 2.00  
Identification : 000000000011 Interval : 15 minutes  
Start date : Oct 11, 90 Start time : 00:00  
Stop date : Oct 11, 90 Stop time : 24:00  
City/Town : TAMPA County : HILLSBOROUGH  
Location : EISENHOWER NB @ RAMP from KENNEDY 1=RAMP  
\*\*\*\*\*  
Lanes 1-2 are Northbound  
\*\*\*\*\*

-----  
Thu - Oct 11, 90

Lane	1	2	Total
-----	-----	-----	-----
00:15	52	8	60
00:30	36	6	42
00:45	24	4	28
01:00	11	3	14
=====	=====	=====	=====
Hour Totals	123	21	144
01:15	21	5	26
01:30	15	1	16
01:45	15	1	16
02:00	10	1	11
=====	=====	=====	=====
Hour Totals	61	8	69
02:15	7	2	9
02:30	9	0	9
02:45	13	2	15
03:00	6	1	7
=====	=====	=====	=====
Hour Totals	35	5	40
03:15	9	0	9
03:30	2	1	3
03:45	5	0	5
04:00	10	0	10
=====	=====	=====	=====
Hour Totals	26	1	27
04:15	12	2	14
04:30	7	1	8
04:45	18	0	18
05:00	4	0	4
=====	=====	=====	=====
Hour Totals	41	3	44
05:15	14	1	15
05:30	23	2	25
05:45	36	2	38
06:00	34	2	36
=====	=====	=====	=====
Hour Totals	107	7	114

\*\*\*\*\*



Greiner, Inc.  
Traffic Counts  
Volume by Lane Report

Page 6

\*\*\*\*\*  
Data File : D1011002.PRN  
Station : 000000000011  
Identification : 000000000011  
\*\*\*\*\*  
Lanes 1-2 are Northbound

Thu - Oct 11, 90

Lane	1	2	Total
06:15	52	3	55
06:30	70	2	72
06:45	102	5	107
07:00	115	3	118
===== Hour Totals	339	13	352
07:15	131	6	137
07:30	206	9	215
07:45	223	11	234
08:00	288	12	300
===== Hour Totals	848	38	886
08:15	231	16	247
08:30	218	13	231
08:45	222	15	237
09:00	130	8	138
===== Hour Totals	801	52	853
09:15	122	12	134
09:30	119	8	127
09:45	117	17	134
10:00	112	10	122
===== Hour Totals	470	47	517
10:15	107	13	120
10:30	99	15	114
10:45	132	19	151
11:00	120	14	134
===== Hour Totals	458	61	519
11:15	117	11	128
11:30	137	31	168
11:45	137	26	163
12:00	155	23	178
===== Hour Totals	546	91	637
12:15	163	40	203
12:30	156	18	174
12:45	186	25	211

\*\*\*\*\*

Greiner, Inc.  
Traffic Counts  
Volume by Lane Report

Page 7

\*\*\*\*\*

Data File : D1011002.PRN  
Station : 000000000011  
Identification : 000000000011

\*\*\*\*\*

Lanes 1-2 are Northbound

Thu - Oct 11, 90

Lane	1	2	Total
-----	-----	-----	-----
13:00	187	28	215
=====	=====	=====	=====
Hour Totals	692	111	803
13:15	199	25	224
13:30	190	24	214
13:45	204	18	222
14:00	196	31	227
=====	=====	=====	=====
Hour Totals	789	98	887
14:15	174	24	198
14:30	186	16	202
14:45	196	19	215
15:00	170	22	192
=====	=====	=====	=====
Hour Totals	726	81	807
15:15	209	22	231
15:30	208	27	235
15:45	223	30	253
16:00	247	41	288
=====	=====	=====	=====
Hour Totals	887	120	1007
16:15	257	58	315
16:30	315	43	358
16:45	306	62	368
17:00	289	47	336
=====	=====	=====	=====
Hour Totals	1167	210	1377
17:15	342	110	452
17:30	310	65	375
17:45	306	34	340
18:00	280	54	334
=====	=====	=====	=====
Hour Totals	1238	263	1501
18:15	243	31	274
18:30	225	28	253
18:45	196	19	215
19:00	195	20	215
=====	=====	=====	=====
Hour Totals	859	98	957

\*\*\*\*\*

Greiner, Inc.  
Traffic Counts  
Volume by Lane Report

Page 8

\*\*\*\*\*  
Data File : D1011002.PRN  
Station : 000000000011  
Identification : 000000000011  
\*\*\*\*\*

Lanes 1-2 are Northbound

Thu - Oct 11, 90

Lane	1	2	Total
19:15	158	17	175
19:30	174	12	186
19:45	171	11	182
20:00	161	12	173
=====	=====	=====	=====
Hour Totals	664	52	716
20:15	140	4	144
20:30	136	6	142
20:45	143	10	153
21:00	138	19	157
=====	=====	=====	=====
Hour Totals	557	39	596
21:15	157	8	165
21:30	162	8	170
21:45	112	15	127
22:00	101	8	109
=====	=====	=====	=====
Hour Totals	532	39	571
22:15	64	12	76
22:30	82	10	92
22:45	71	7	78
23:00	69	8	77
=====	=====	=====	=====
Hour Totals	286	37	323
23:15	55	9	64
23:30	59	7	66
23:45	39	6	45
24:00	41	4	45
=====	=====	=====	=====
Hour Totals	194	26	220
=====	=====	=====	=====
Grand Totals	12446	1521	13967
Percentages	89.1	10.9	

\*\*\*\*\*

Greiner, Inc.  
Traffic Counts  
Volume by Lane Report

Page 20

\*\*\*\*\*  
Data File : D1012006.PRN  
Station : 000000000011 Count ratio : 2.00  
Identification : 000000000011 Interval : 15 minutes  
Start date : Oct 12, 90 Start time : 00:00  
Stop date : Oct 12, 90 Stop time : 24:00  
City/Town : TAMPA County : HILLSBOROUGH  
Location : EISENHOWER NB @ RAMP from KENNEDY 1=RAMP  
\*\*\*\*\*  
Lanes 1-2 are Northbound

-----  
Fri - Oct 12, 90

Lane	1	2	Total
-----	-----	-----	-----
00:15	27	4	31
00:30	29	7	36
00:45	24	2	26
01:00	21	3	24
=====	=====	=====	=====
Hour Totals	101	16	117
01:15	19	3	22
01:30	18	0	18
01:45	18	1	19
02:00	16	4	20
=====	=====	=====	=====
Hour Totals	71	8	79
02:15	20	2	22
02:30	15	1	16
02:45	15	0	15
03:00	15	1	16
=====	=====	=====	=====
Hour Totals	65	4	69
03:15	13	0	13
03:30	8	0	8
03:45	9	0	9
04:00	8	0	8
=====	=====	=====	=====
Hour Totals	38	0	38
04:15	11	0	11
04:30	12	2	14
04:45	10	2	12
05:00	15	1	16
=====	=====	=====	=====
Hour Totals	48	5	53
05:15	12	1	13
05:30	30	1	31
05:45	29	1	30
06:00	31	2	33
=====	=====	=====	=====
Hour Totals	102	5	107

\*\*\*\*\*

Greiner, Inc.  
Traffic Counts  
Volume by Lane Report

Page 21

\*\*\*\*\*  
Data File : D1012006.PRN  
Station : 000000000011  
Identification : 000000000011  
\*\*\*\*\*  
Lanes 1-2 are Northbound

Fri - Oct 12, 90

Lane	1	2	Total
06:15	55	0	55
06:30	83	2	85
06:45	107	4	111
07:00	113	6	119
===== Hour Totals	358	12	370
07:15	139	3	142
07:30	184	10	194
07:45	256	11	267
08:00	295	15	310
===== Hour Totals	874	39	913
08:15	241	28	269
08:30	222	23	245
08:45	172	16	188
09:00	155	6	161
===== Hour Totals	790	73	863
09:15	118	23	141
09:30	119	17	136
09:45	163	21	184
10:00	137	24	161
===== Hour Totals	537	85	622
10:15	126	13	139
10:30	145	16	161
10:45	139	24	163
11:00	157	16	173
===== Hour Totals	567	69	636
11:15	166	28	194
11:30	192	17	209
11:45	192	45	237
12:00	206	26	232
===== Hour Totals	756	116	872
12:15	210	25	235
12:30	256	29	285
12:45	296	25	321

\*\*\*\*\*

Greiner, Inc.  
Traffic Counts  
Volume by Lane Report

Page 22

\*\*\*\*\*

Data File : D1012006.PRN

Station : 000000000011

Identification : 000000000011

\*\*\*\*\*

Lanes 1-2 are Northbound

Fri - Oct 12, 90

Lane	1	2	Total
-----	-----	-----	-----
13:00	291	28	319
=====	=====	=====	=====
Hour Totals	1053	107	1160
13:15	240	39	279
13:30	259	42	301
13:45	245	27	272
14:00	240	31	271
=====	=====	=====	=====
Hour Totals	984	139	1123
14:15	248	26	274
14:30	263	26	289
14:45	222	28	250
15:00	211	28	239
=====	=====	=====	=====
Hour Totals	944	108	1052
15:15	243	21	264
15:30	261	32	293
15:45	325	37	362
16:00	302	42	344
=====	=====	=====	=====
Hour Totals	1131	132	1263
16:15	303	46	349
16:30	343	48	391
16:45	360	69	429
17:00	336	64	400
=====	=====	=====	=====
Hour Totals	1342	227	1569
17:15	374	131	505
17:30	336	86	422
17:45	338	66	404
18:00	263	47	310
=====	=====	=====	=====
Hour Totals	1311	330	1641
18:15	289	44	333
18:30	272	30	302
18:45	237	18	255
19:00	210	21	231
=====	=====	=====	=====
Hour Totals	1008	113	1121

\*\*\*\*\*

Greiner, Inc.  
Traffic Counts  
Volume by Lane Report

Page 23

\*\*\*\*\*  
Data File : D1012006.PRN  
Station : 000000000011  
Identification : 000000000011  
\*\*\*\*\*  
Lanes 1-2 are Northbound

Fri - Oct 12, 90

Lane	1	2	Total
-----	-----	-----	-----
19:15	198	15	213
19:30	219	7	226
19:45	194	12	206
20:00	155	10	165
=====	=====	=====	=====
Hour Totals	766	44	810
20:15	148	15	163
20:30	144	10	154
20:45	140	13	153
21:00	149	5	154
=====	=====	=====	=====
Hour Totals	581	43	624
21:15	163	7	170
21:30	176	10	186
21:45	139	12	151
22:00	147	5	152
=====	=====	=====	=====
Hour Totals	625	34	659
22:15	106	4	110
22:30	109	5	114
22:45	88	5	93
23:00	103	6	109
=====	=====	=====	=====
Hour Totals	406	20	426
23:15	87	13	100
23:30	89	2	91
23:45	97	6	103
24:00	88	12	100
=====	=====	=====	=====
Hour Totals	361	33	394
Grand Totals	14819	1762	16581
Percentages	89.4	10.6	

\*\*\*\*\*

Greiner, Inc.  
Traffic Counts  
Volume by Lane Report

Page 13

\*\*\*\*\*  
Data File : D1013004.PRN  
Station : 000000000011 Count ratio : 2.00  
Identification : 000000000011 Interval : 15 minutes  
Start date : Oct 13, 90 Start time : 00:00  
Stop date : Oct 13, 90 Stop time : 24:00  
City/Town : TAMPA County : HILLSBOROUGH  
Location : EISENHOWER NB @ RAMP from KENNEDY I=RAMP  
\*\*\*\*\*  
Lanes 1-2 are Northbound  
-----

Sat - Oct 13, 90

Lane	1	2	Total
00:15	68	10	78
00:30	67	8	75
00:45	64	7	71
01:00	43	2	45
=====	=====	=====	=====
Hour Totals	242	27	269
01:15	36	4	40
01:30	31	5	36
01:45	31	4	35
02:00	25	7	32
=====	=====	=====	=====
Hour Totals	123	20	143
02:15	33	3	36
02:30	35	2	37
02:45	29	6	35
03:00	27	3	30
=====	=====	=====	=====
Hour Totals	124	14	138
03:15	17	1	18
03:30	27	1	28
03:45	16	1	17
04:00	15	3	18
=====	=====	=====	=====
Hour Totals	75	6	81
04:15	10	1	11
04:30	7	2	9
04:45	17	1	18
05:00	16	1	17
=====	=====	=====	=====
Hour Totals	50	5	55
05:15	16	0	16
05:30	14	0	14
05:45	18	1	19
06:00	20	3	23
=====	=====	=====	=====
Hour Totals	68	4	72

\*\*\*\*\*



Greiner, Inc.  
Traffic Counts  
Volume by Lane Report

Page 14

\*\*\*\*\*  
Data File : D1013004.PRN  
Station : 000000000011  
Identification : 000000000011  
\*\*\*\*\*  
Lanes 1-2 are Northbound

Sat - Oct 13, 90

Lane	1	2	Total
06:15	22	2	24
06:30	25	1	26
06:45	46	3	49
07:00	51	3	54
===== Hour Totals	144	9	153
07:15	49	3	52
07:30	61	3	64
07:45	77	4	81
08:00	85	4	89
===== Hour Totals	272	14	286
08:15	89	1	90
08:30	102	5	107
08:45	90	4	94
09:00	126	4	130
===== Hour Totals	407	14	421
09:15	110	3	113
09:30	112	8	120
09:45	121	7	128
10:00	151	9	160
===== Hour Totals	494	27	521
10:15	113	12	125
10:30	137	6	143
10:45	152	9	161
11:00	171	11	182
===== Hour Totals	573	38	611
11:15	192	11	203
11:30	175	12	187
11:45	192	8	200
12:00	191	15	206
===== Hour Totals	750	46	796
12:15	173	13	186
12:30	212	15	227
12:45	207	25	232

\*\*\*\*\*

Greiner, Inc.  
Traffic Counts  
Volume by Lane Report

Page 15

\*\*\*\*\*  
Data File : D1013004.PRN  
Station : 000000000011  
Identification : 000000000011  
\*\*\*\*\*

Lanes 1-2 are Northbound

Sat - Oct 13, 90

Lane	1	2	Total
-----	-----	-----	-----
13:00	223	6	229
=====	=====	=====	=====
Hour Totals	815	59	874
13:15	181	17	198
13:30	211	11	222
13:45	216	12	228
14:00	234	18	252
=====	=====	=====	=====
Hour Totals	842	58	900
14:15	222	3	225
14:30	202	11	213
14:45	241	20	261
15:00	192	16	208
=====	=====	=====	=====
Hour Totals	857	50	907
15:15	225	10	235
15:30	214	15	229
15:45	200	12	212
16:00	262	12	274
=====	=====	=====	=====
Hour Totals	901	49	950
16:15	221	10	231
16:30	226	10	236
16:45	213	12	225
17:00	201	7	208
=====	=====	=====	=====
Hour Totals	861	39	900
17:15	233	12	245
17:30	221	11	232
17:45	226	22	248
18:00	202	11	213
=====	=====	=====	=====
Hour Totals	882	56	938
18:15	182	9	191
18:30	180	13	193
18:45	187	11	198
19:00	178	13	191
=====	=====	=====	=====
Hour Totals	727	46	773

\*\*\*\*\*

Greiner, Inc.  
Traffic Counts  
Volume by Lane Report

Page 16

\*\*\*\*\* \*  
Data File : D1013004.PRN  
Station : 000000000011  
Identification : 000000000011  
\*\*\*\*\* \*

Lanes 1-2 are Northbound

Sat - Oct 13, 90

Lane	1	2	Total
19:15	134	10	144
19:30	195	15	210
19:45	148	4	152
20:00	166	9	175
=====	=====	=====	=====
Hour Totals	643	38	681
20:15	134	7	141
20:30	131	8	139
20:45	106	5	111
21:00	120	6	126
=====	=====	=====	=====
Hour Totals	491	26	517
21:15	146	8	154
21:30	159	4	163
21:45	121	4	125
22:00	100	4	104
=====	=====	=====	=====
Hour Totals	526	20	546
22:15	86	7	93
22:30	85	7	92
22:45	94	6	100
23:00	100	5	105
=====	=====	=====	=====
Hour Totals	365	25	390
23:15	93	3	96
23:30	88	6	94
23:45	84	6	90
24:00	129	5	134
=====	=====	=====	=====
Hour Totals	394	20	414
=====	=====	=====	=====
Grand Totals	11626	710	12336
Percentages	94.2	5.8	

\*\*\*\*\* \*

Greiner, Inc.  
Traffic Counts  
Volume by Lane Report

Page 19

\*\*\*\*\*

Data File : D1014006.PRN  
Station : 000000000011 Count ratio : 2.00  
Identification : 000000000011 Interval : 15 minutes  
Start date : Oct 14, 90 Start time : 00:00  
Stop date : Oct 14, 90 Stop time : 24:00  
City/Town : TAMPA County : HILLSBOROUGH  
Location : EISENHOWER NB @ RAMP from KENNEDY 1=RAMP

\*\*\*\*\*

Lanes 1-2 are Northbound

Sun - Oct 14, 90

Lane	1	2	Total
00:15	72	3	75
00:30	101	6	107
00:45	67	6	73
01:00	56	6	62
=====	=====	=====	=====
Hour Totals	296	21	317
01:15	45	8	53
01:30	34	2	36
01:45	39	5	44
02:00	32	4	36
=====	=====	=====	=====
Hour Totals	150	19	169
02:15	34	2	36
02:30	42	3	45
02:45	27	1	28
03:00	25	4	29
=====	=====	=====	=====
Hour Totals	128	10	138
03:15	25	2	27
03:30	28	2	30
03:45	11	1	12
04:00	11	2	13
=====	=====	=====	=====
Hour Totals	75	7	82
04:15	9	0	9
04:30	19	0	19
04:45	9	0	9
05:00	8	2	10
=====	=====	=====	=====
Hour Totals	45	2	47
05:15	11	1	12
05:30	12	0	12
05:45	12	1	13
06:00	18	0	18
=====	=====	=====	=====
Hour Totals	53	2	55

\*\*\*\*\*

Greiner, Inc.  
Traffic Counts  
Volume by Lane Report

Page 20

\*\*\*\*\*  
Data File : D1014006.PRN  
Station : 000000000011  
Identification : 000000000011  
\*\*\*\*\*

Lanes 1-2 are Northbound

Sun - Oct 14, 90

Lane	1	2	Total
06:15	16	1	17
06:30	18	0	18
06:45	29	3	32
07:00	33	0	33
===== Hour Totals	96	4	100
07:15	26	1	27
07:30	38	0	38
07:45	49	2	51
08:00	47	2	49
===== Hour Totals	160	5	165
08:15	50	4	54
08:30	54	1	55
08:45	53	1	54
09:00	70	5	75
===== Hour Totals	227	11	238
09:15	57	8	65
09:30	87	3	90
09:45	73	3	76
10:00	76	9	85
===== Hour Totals	293	23	316
10:15	106	7	113
10:30	104	5	109
10:45	116	8	124
11:00	124	10	134
===== Hour Totals	450	30	480
11:15	132	8	140
11:30	153	12	165
11:45	155	12	167
12:00	162	10	172
===== Hour Totals	602	42	644
12:15	171	14	185
12:30	205	6	211
12:45	227	10	237

\*\*\*\*\*

Greiner, Inc.  
Traffic Counts  
Volume by Lane Report

Page 21

```
*****
Data File      : D1014006.PRN
Station       : 0000000000011
Identification : 0000000000011
*****
Lanes 1-2 are Northbound
```

Sun - Oct 14, 90

Lane	1	2	Total
-----	-----	-----	-----
13:00	166	15	181
=====	=====	=====	=====
Hour Totals	769	45	814
13:15	184	15	199
13:30	212	10	222
13:45	172	8	180
14:00	154	8	162
=====	=====	=====	=====
Hour Totals	722	41	763
14:15	186	7	193
14:30	185	7	192
14:45	192	9	201
15:00	192	8	200
=====	=====	=====	=====
Hour Totals	755	31	786
15:15	179	5	184
15:30	211	12	223
15:45	170	18	188
16:00	186	10	196
=====	=====	=====	=====
Hour Totals	746	45	791
16:15	231	10	241
16:30	230	9	239
16:45	232	14	246
17:00	267	13	280
=====	=====	=====	=====
Hour Totals	960	46	1006
17:15	245	15	260
17:30	249	19	268
17:45	250	25	275
18:00	205	13	218
=====	=====	=====	=====
Hour Totals	949	72	1021
18:15	196	11	207
18:30	179	18	197
18:45	160	22	182
19:00	132	18	150
=====	=====	=====	=====
Hour Totals	667	69	736

\*\*\*\*\*

Greiner, Inc.  
Traffic Counts  
Volume by Lane Report

Page 22

```

*****
Data File       : D1014006.PRN
Station        : 0000000000011
Identification  : 0000000000011
*****
Lanes 1-2 are Northbound
-----
Sun - Oct 14, 90
Lane           1           2           Total
-----
19:15         142         10         152
19:30         142         12         154
19:45         132         4          136
20:00         109         7          116
=====
Hour Totals    525         33         558

20:15         114         4          118
20:30          96         5          101
20:45          94         4           98
21:00          83         7           90
=====
Hour Totals    387         20         407

21:15          73         4           77
21:30          84         6           90
21:45          73         6           79
22:00          66         9           75
=====
Hour Totals    296         25         321

22:15          58         8           66
22:30          61         7           68
22:45          46         8           54
23:00          49         4           53
=====
Hour Totals    214         27         241

23:15          50         6           56
23:30          47         5           52
23:45          41         2           43
24:00          37         5           42
=====
Hour Totals    175         18         193

=====
Grand Totals   9740        648       10388
Percentages    93.8        6.2
*****
  
```

Greiner, Inc.  
Traffic Counts  
Volume by Lane Report

Page 16

\*\*\*\*\*

Data File : D1015005.PRN  
Station : 000000000011 Count ratio : 2.00  
Identification : 000000000011 Interval : 15 minutes  
Start date : Oct 15, 90 Start time : 00:00  
Stop date : Oct 15, 90 Stop time : 24:00  
City/Town : TAMPA County : HILLSBOROUGH  
Location : EISENHOWER NB @ RAMP from KENNEDY 1=RAMP

\*\*\*\*\*

Lanes 1-2 are Northbound

Mon - Oct 15, 90

Lane	1	2	Total
00:15	27	1	28
00:30	27	2	29
00:45	14	0	14
01:00	11	1	12
====	====	====	====
Hour Totals	79	4	83
01:15	4	2	6
01:30	15	1	16
01:45	16	2	18
02:00	11	0	11
====	====	====	====
Hour Totals	46	5	51
02:15	8	0	8
02:30	8	0	8
02:45	10	0	10
03:00	8	0	8
====	====	====	====
Hour Totals	34	0	34
03:15	4	0	4
03:30	8	0	8
03:45	8	0	8
04:00	4	1	5
====	====	====	====
Hour Totals	24	1	25
04:15	11	1	12
04:30	13	1	14
04:45	9	0	9
05:00	12	0	12
====	====	====	====
Hour Totals	45	2	47
05:15	17	2	19
05:30	22	1	23
05:45	31	2	33
06:00	28	2	30
====	====	====	====
Hour Totals	98	7	105

\*\*\*\*\*



Greiner, Inc.  
Traffic Counts  
Volume by Lane Report

Page 17

\*\*\*\*\*  
Data File : D1015005.PRN  
Station : 000000000011  
Identification : 000000000011  
\*\*\*\*\*  
Lanes 1-2 are Northbound

Mon - Oct 15, 90

Lane	1	2	Total
06:15	50	5	55
06:30	77	4	81
06:45	114	6	120
07:00	118	8	126
===== Hour Totals	359	23	382
07:15	152	5	157
07:30	204	10	214
07:45	262	16	278
08:00	336	21	357
===== Hour Totals	954	52	1006
08:15	245	25	270
08:30	221	12	233
08:45	164	14	178
09:00	164	15	179
===== Hour Totals	794	66	860
09:15	140	7	147
09:30	123	15	138
09:45	115	12	127
10:00	137	19	156
===== Hour Totals	515	53	568
10:15	125	24	149
10:30	148	22	170
10:45	138	19	157
11:00	163	29	192
===== Hour Totals	574	94	668
11:15	168	15	183
11:30	200	26	226
11:45	187	37	224
12:00	161	33	194
===== Hour Totals	716	111	827
12:15	195	41	236
12:30	236	27	263
12:45	258	24	282

\*\*\*\*\*

Greiner, Inc.  
Traffic Counts  
Volume by Lane Report

Page 18

\*\*\*\*\*  
Data File : D1015005.PRN  
Station : 000000000011  
Identification : 000000000011  
\*\*\*\*\*

Lanes 1-2 are Northbound

Mon - Oct 15, 90

Lane	1	2	Total
13:00	246	31	277
=====	=====	=====	=====
Hour Totals	935	123	1058
13:15	248	35	283
13:30	257	28	285
13:45	234	20	254
14:00	231	22	253
=====	=====	=====	=====
Hour Totals	970	105	1075
14:15	253	23	276
14:30	199	25	224
14:45	227	22	249
15:00	209	23	232
=====	=====	=====	=====
Hour Totals	888	93	981
15:15	217	34	251
15:30	250	32	282
15:45	222	50	272
16:00	318	31	349
=====	=====	=====	=====
Hour Totals	1007	147	1154
16:15	266	40	306
16:30	309	43	352
16:45	342	63	405
17:00	330	44	374
=====	=====	=====	=====
Hour Totals	1247	190	1437
17:15	389	139	528
17:30	325	67	392
17:45	313	59	372
18:00	272	46	318
=====	=====	=====	=====
Hour Totals	1299	311	1610
18:15	274	50	324
18:30	266	24	290
18:45	224	29	253
19:00	193	15	208
=====	=====	=====	=====
Hour Totals	957	118	1075

\*\*\*\*\*

Greiner, Inc.  
Traffic Counts  
Volume by Lane Report

Page 19

```
*****
Data File       : D1015005.PRN
Station        : 0000000000011
Identification  : 0000000000011
*****
Lanes 1-2 are Northbound
```

Mon - Oct 15, 90

Lane	1	2	Total
19:15	159	24	183
19:30	173	12	185
19:45	189	28	217
20:00	156	6	162
=====	=====	=====	=====
Hour Totals	677	70	747
20:15	147	17	164
20:30	118	17	135
20:45	143	21	164
21:00	127	9	136
=====	=====	=====	=====
Hour Totals	535	64	599
21:15	151	13	164
21:30	141	10	151
21:45	103	9	112
22:00	95	5	100
=====	=====	=====	=====
Hour Totals	490	37	527
22:15	95	7	102
22:30	81	4	85
22:45	58	6	64
23:00	57	4	61
=====	=====	=====	=====
Hour Totals	291	21	312
23:15	53	14	67
23:30	39	3	42
23:45	50	2	52
24:00	41	4	45
=====	=====	=====	=====
Hour Totals	183	23	206
Grand Totals	13717	1720	15437
Percentages	88.9	11.1	

\*\*\*\*\*

TRAFFIC COUNTS  
GREINER INC.  
Volume by Lane Report

Page 1

```
*****
Data File      : D1009010.PRN
Station       : 0000000000003
Identification : 0000000000003
Start date    : Oct 9, 90
Stop date     : Oct 9, 90
City/Town     : TAMPA
Location      : KENNEDY EB APPROACH to EISENHOWER (EB)
Count ratio   : 2.00
Interval      : 15 minutes
Start time    : 00:00
Stop time     : 24:00
County        : HILLSBOROUGH
*****
```

Lanes 1-1 are Eastbound

Tue - Oct 9, 90

Lane	1	Total
00:15	9	9
00:30	15	15
00:45	8	8
01:00	14	14
====	====	====
Hour Totals	46	46
01:15	13	13
01:30	5	5
01:45	13	13
02:00	3	3
====	====	====
Hour Totals	34	34
02:15	5	5
02:30	6	6
02:45	3	3
03:00	2	2
====	====	====
Hour Totals	16	16
03:15	3	3
03:30	5	5
03:45	7	7
04:00	1	1
====	====	====
Hour Totals	16	16
04:15	6	6
04:30	3	3
04:45	3	3
05:00	1	1
====	====	====
Hour Totals	13	13
05:15	6	6
05:30	3	3
05:45	7	7
06:00	14	14
====	====	====
Hour Totals	30	30

\*\*\*\*\*

## TRAFFIC COUNTS

GREINER INC.

Volume by Lane Report

Page 2

\*\*\*\*\*

Data File : D1009010.PRN

Station : 000000000003

Identification : 000000000003

\*\*\*\*\*

Lanes 1-1 are Eastbound

-----  
Tue - Oct 9, 90

Lane	1	Total
-----	-----	-----
06:15	18	18
06:30	21	21
06:45	38	38
07:00	52	52
=====	=====	=====
Hour Totals	129	129
07:15	59	59
07:30	81	81
07:45	108	108
08:00	133	133
=====	=====	=====
Hour Totals	381	381
08:15	102	102
08:30	132	132
08:45	115	115
09:00	113	113
=====	=====	=====
Hour Totals	462	462
09:15	111	111
09:30	100	100
09:45	108	108
10:00	121	121
=====	=====	=====
Hour Totals	440	440
10:15	131	131
10:30	126	126
10:45	125	125
11:00	123	123
=====	=====	=====
Hour Totals	505	505
11:15	122	122
11:30	107	107
11:45	213	213
12:00	220	220
=====	=====	=====
Hour Totals	662	662
12:15	279	279
12:30	200	200
12:45	193	193

\*\*\*\*\*

TRAFFIC COUNTS  
GREINER INC.  
Volume by Lane Report

Page 3

\*\*\*\*\*  
Data File : D1009010.PRN  
Station : 0000000000003  
Identification : 0000000000003  
\*\*\*\*\*

Lanes 1-1 are Eastbound  
-----

Tue - Oct 9, 90

Lane	1	Total
-----	-----	-----
13:00	170	170
=====	=====	=====
Hour Totals	842	842
13:15	169	169
13:30	155	155
13:45	134	134
14:00	122	122
=====	=====	=====
Hour Totals	580	580
14:15	115	115
14:30	115	115
14:45	107	107
15:00	134	134
=====	=====	=====
Hour Totals	471	471
15:15	96	96
15:30	120	120
15:45	140	140
16:00	165	165
=====	=====	=====
Hour Totals	521	521
16:15	163	163
16:30	157	157
16:45	266	266
17:00	266	266
=====	=====	=====
Hour Totals	852	852
17:15	302	302
17:30	246	246
17:45	213	213
18:00	166	166
=====	=====	=====
Hour Totals	927	927
18:15	149	149
18:30	125	125
18:45	99	99
19:00	90	90
=====	=====	=====
Hour Totals	463	463

\*\*\*\*\*

3-59

## TRAFFIC COUNTS

GREINER INC.

## Volume by Lane Report

Page 4

\*\*\*\*\*  
Data File : D1009010.PRN  
Station : 000000000003  
Identification : 000000000003  
\*\*\*\*\*

Lanes 1-1 are Eastbound

-----  
Tue - Oct 9, 90

Lane	1	Total
-----	-----	-----
19:15	86	86
19:30	71	71
19:45	85	85
20:00	63	63
=====	=====	=====
Hour Totals	305	305

20:15	48	48
20:30	48	48
20:45	95	95
21:00	47	47
=====	=====	=====
Hour Totals	238	238

21:15	41	41
21:30	31	31
21:45	42	42
22:00	28	28
=====	=====	=====
Hour Totals	142	142

22:15	21	21
22:30	19	19
22:45	17	17
23:00	17	17
=====	=====	=====
Hour Totals	74	74

23:15	21	21
23:30	10	10
23:45	14	14
24:00	19	19
=====	=====	=====
Hour Totals	64	64

=====	=====	=====
Grand Totals	8213	8213
Percentages	100.0	

\*\*\*\*\*

Greiner, Inc.  
Traffic Counts  
Volume by Lane Report

Page 16

\*\*\*\*\*

Data File : D1010005.PRN  
Station : 0000000000003 Count ratio : 2.00  
Identification : 0000000000003 Interval : 15 minutes  
Start date : Oct 10, 90 Start time : 00:00  
Stop date : Oct 10, 90 Stop time : 24:00  
City/Town : TAMPA County : HILLSBOROUGH  
Location : KENNEDY EB APPROACH to EISENHOWER (EB)

\*\*\*\*\*

Lanes 1-1 are Eastbound

-----  
Wed - Oct 10, 90

Lane	1	Total
-----	-----	-----
00:15	9	9
00:30	14	14
00:45	11	11
01:00	9	9
=====	=====	=====
Hour Totals	43	43
01:15	7	7
01:30	8	8
01:45	6	6
02:00	2	2
=====	=====	=====
Hour Totals	23	23
02:15	8	8
02:30	1	1
02:45	2	2
03:00	1	1
=====	=====	=====
Hour Totals	12	12
03:15	0	0
03:30	2	2
03:45	6	6
04:00	2	2
=====	=====	=====
Hour Totals	10	10
04:15	1	1
04:30	3	3
04:45	4	4
05:00	3	3
=====	=====	=====
Hour Totals	11	11
05:15	4	4
05:30	8	8
05:45	9	9
06:00	10	10
=====	=====	=====
Hour Totals	31	31

\*\*\*\*\*



Greiner, Inc.  
Traffic Counts  
Volume by Lane Report

Page 17

\*\*\*\*\*  
Data File : D1010005.PRN  
Station : 0000000000003  
Identification : 0000000000003  
\*\*\*\*\*  
Lanes 1-1 are Eastbound

-----  
Wed - Oct 10, 90

Lane	1	Total
-----	-----	-----
06:15	18	18
06:30	23	23
06:45	33	33
07:00	47	47
=====	=====	=====
Hour Totals	121	121
07:15	55	55
07:30	72	72
07:45	91	91
08:00	114	114
=====	=====	=====
Hour Totals	332	332
08:15	104	104
08:30	118	118
08:45	117	117
09:00	98	98
=====	=====	=====
Hour Totals	437	437
09:15	107	107
09:30	90	90
09:45	116	116
10:00	113	113
=====	=====	=====
Hour Totals	426	426
10:15	106	106
10:30	111	111
10:45	109	109
11:00	122	122
=====	=====	=====
Hour Totals	448	448
11:15	125	125
11:30	108	108
11:45	178	178
12:00	168	168
=====	=====	=====
Hour Totals	579	579
12:15	201	201
12:30	167	167
12:45	171	171

\*\*\*\*\*

Greiner, Inc.  
Traffic Counts  
Volume by Lane Report

Page 18

\*\*\*\*\*  
Data File : D1010005.PRN  
Station : 0000000000003  
Identification : 0000000000003  
\*\*\*\*\*

Lanes 1-1 are Eastbound

-----  
Wed - Oct 10, 90

Lane	1	Total
-----	-----	-----
13:00	143	143
=====	=====	=====
Hour Totals	682	682
13:15	136	136
13:30	144	144
13:45	97	97
14:00	110	110
=====	=====	=====
Hour Totals	487	487
14:15	128	128
14:30	113	113
14:45	110	110
15:00	123	123
=====	=====	=====
Hour Totals	474	474
15:15	98	98
15:30	111	111
15:45	110	110
16:00	132	132
=====	=====	=====
Hour Totals	451	451
16:15	140	140
16:30	121	121
16:45	179	179
17:00	200	200
=====	=====	=====
Hour Totals	640	640
17:15	255	255
17:30	187	187
17:45	161	161
18:00	175	175
=====	=====	=====
Hour Totals	778	778
18:15	99	99
18:30	118	118
18:45	94	94
19:00	77	77
=====	=====	=====
Hour Totals	388	388

\*\*\*\*\*

3-63

Greiner, Inc.  
Traffic Counts  
Volume by Lane Report

Page 15

\*\*\*\*\*  
Data File : D1010005.PRN  
Station : 0000000000003  
Identification : 0000000000003  
\*\*\*\*\*  
Lanes 1-1 are Eastbound

Wed - Oct 10, 90

Lane	1	Total
19:15	66	66
19:30	65	65
19:45	77	77
20:00	56	56
===== Hour Totals	264	264
20:15	43	43
20:30	40	40
20:45	83	83
21:00	40	40
===== Hour Totals	206	206
21:15	37	37
21:30	31	31
21:45	32	32
22:00	34	34
===== Hour Totals	134	134
22:15	26	26
22:30	33	33
22:45	16	16
23:00	23	23
===== Hour Totals	98	98
23:15	25	25
23:30	16	16
23:45	19	19
24:00	8	8
===== Hour Totals	68	68
===== Grand Totals	7143	7143
Percentages	100.0	

\*\*\*\*\*

Greiner, Inc.  
Traffic Counts  
Volume by Lane Report

Page 17

\*\*\*\*\*  
Data File : D1011005.PRN  
Station : 000000000003 Count ratio : 2.00  
Identification : 000000000003 Interval : 15 minutes  
Start date : Oct 11, 90 Start time : 00:00  
Stop date : Oct 11, 90 Stop time : 24:00  
City/Town : TAMPA County : HILLSBOROUGH  
Location : KENNEDY EB APPROACH to EISENHOWER (EB)  
\*\*\*\*\*

Lanes 1-1 are Eastbound  
-----

Thu - Oct 11, 90

Lane	1	Total
00:15	12	12
00:30	14	14
00:45	9	9
01:00	8	8
=====	=====	=====
Hour Totals	43	43
01:15	8	8
01:30	8	8
01:45	8	8
02:00	7	7
=====	=====	=====
Hour Totals	31	31
02:15	13	13
02:30	2	2
02:45	10	10
03:00	3	3
=====	=====	=====
Hour Totals	28	28
03:15	6	6
03:30	4	4
03:45	6	6
04:00	0	0
=====	=====	=====
Hour Totals	16	16
04:15	2	2
04:30	2	2
04:45	1	1
05:00	5	5
=====	=====	=====
Hour Totals	10	10
05:15	6	6
05:30	5	5
05:45	15	15
06:00	13	13
=====	=====	=====
Hour Totals	39	39

\*\*\*\*\*

Greiner, Inc.  
Traffic Counts  
Volume by Lane Report

Page 18

\*\*\*\*\*  
Data File : D1011005.PRN  
Station : 0000000000003  
Identification : 0000000000003  
\*\*\*\*\*

Lanes 1-1 are Eastbound

Thu - Oct 11, 90

Lane	1	Total
06:15	15	15
06:30	24	24
06:45	30	30
07:00	38	38
=====	=====	=====
Hour Totals	107	107

07:15	43	43
07:30	61	61
07:45	75	75
08:00	106	106
=====	=====	=====
Hour Totals	285	285

08:15	97	97
08:30	92	92
08:45	90	90
09:00	93	93
=====	=====	=====
Hour Totals	372	372

09:15	79	79
09:30	71	71
09:45	103	103
10:00	82	82
=====	=====	=====
Hour Totals	335	335

10:15	90	90
10:30	87	87
10:45	86	86
11:00	78	78
=====	=====	=====
Hour Totals	341	341

11:15	89	89
11:30	118	118
11:45	134	134
12:00	155	155
=====	=====	=====
Hour Totals	496	496

12:15	199	199
12:30	147	147
12:45	128	128

\*\*\*\*\*

Greiner, Inc.  
Traffic Counts  
Volume by Lane Report

Page 19

\*\*\*\*\*  
Data File : D1011005.PRN  
Station : 000000000003  
Identification : 000000000003  
\*\*\*\*\*

Lanes 1-1 are Eastbound  
-----

Thu - Oct 11, 90

Lane	1	Total
-----	-----	-----
13:00	121	121
=====	=====	=====
Hour Totals	595	595
13:15	135	135
13:30	129	129
13:45	118	118
14:00	97	97
=====	=====	=====
Hour Totals	479	479
14:15	97	97
14:30	95	95
14:45	103	103
15:00	98	98
=====	=====	=====
Hour Totals	393	393
15:15	111	111
15:30	82	82
15:45	113	113
16:00	110	110
=====	=====	=====
Hour Totals	416	416
16:15	180	180
16:30	168	168
16:45	180	180
17:00	184	184
=====	=====	=====
Hour Totals	712	712
17:15	239	239
17:30	166	166
17:45	163	163
18:00	121	121
=====	=====	=====
Hour Totals	689	689
18:15	124	124
18:30	92	92
18:45	69	69
19:00	71	71
=====	=====	=====
Hour Totals	356	356

\*\*\*\*\*

Greiner, Inc.  
Traffic Counts  
Volume by Lane Report

Page 20

\*\*\*\*\*  
Data File : D1011005.PRN  
Station : 000000000003  
Identification : 000000000003  
\*\*\*\*\*

Lanes 1-1 are Eastbound

Thu - Oct 11, 90

Lane	1	Total
19:15	75	75
19:30	48	48
19:45	54	54
20:00	40	40
=====	=====	=====
Hour Totals	217	217
20:15	51	51
20:30	49	49
20:45	49	49
21:00	29	29
=====	=====	=====
Hour Totals	178	178
21:15	50	50
21:30	50	50
21:45	45	45
22:00	70	70
=====	=====	=====
Hour Totals	215	215
22:15	45	45
22:30	34	34
22:45	33	33
23:00	28	28
=====	=====	=====
Hour Totals	140	140
23:15	25	25
23:30	23	23
23:45	26	26
24:00	11	11
=====	=====	=====
Hour Totals	85	85
=====	=====	=====
Grand Totals	6578	6578
Percentages	100.0	

\*\*\*\*\*

Greiner, Inc.  
Traffic Counts  
Volume by Lane Report

Page 36

\*\*\*\*\*  
Data File : D1012010.PRN  
Station : 0000000000003 Count ratio : 2.00  
Identification : 0000000000003 Interval : 15 minutes  
Start date : Oct 12, 90 Start time : 00:00  
Stop date : Oct 12, 90 Stop time : 24:00  
City/Town : TAMPA County : HILLSBOROUGH  
Location : KENNEDY EB APPROACH to EISENHOWER (EB)  
\*\*\*\*\*  
Lanes 1-1 are Eastbound  
\*\*\*\*\*

-----  
Fri - Oct 12, 90

Lane	1	Total
-----	-----	-----
00:15	10	10
00:30	17	17
00:45	9	9
01:00	9	9
=====	=====	=====
Hour Totals	45	45
01:15	7	7
01:30	4	4
01:45	5	5
02:00	11	11
=====	=====	=====
Hour Totals	27	27
02:15	10	10
02:30	2	2
02:45	12	12
03:00	4	4
=====	=====	=====
Hour Totals	28	28
03:15	3	3
03:30	5	5
03:45	4	4
04:00	0	0
=====	=====	=====
Hour Totals	12	12
04:15	3	3
04:30	7	7
04:45	8	8
05:00	3	3
=====	=====	=====
Hour Totals	21	21
05:15	7	7
05:30	8	8
05:45	4	4
06:00	9	9
=====	=====	=====
Hour Totals	28	28

\*\*\*\*\*



Greiner, Inc.  
Traffic Counts  
Volume by Lane Report

Page 37

\*\*\*\*\*  
Data File : D1012010.PRN  
Station : 0000000000003  
Identification : 0000000000003  
\*\*\*\*\*

Lanes 1-1 are Eastbound

Fri - Oct 12, 90

Lane	1	Total
06:15	9	9
06:30	21	21
06:45	21	21
07:00	46	46
Hour Totals	97	97
07:15	49	49
07:30	81	81
07:45	90	90
08:00	117	117
Hour Totals	337	337
08:15	98	98
08:30	130	130
08:45	106	106
09:00	104	104
Hour Totals	438	438
09:15	96	96
09:30	119	119
09:45	121	121
10:00	128	128
Hour Totals	464	464
10:15	104	104
10:30	111	111
10:45	128	128
11:00	101	101
Hour Totals	444	444
11:15	139	139
11:30	131	131
11:45	190	190
12:00	184	184
Hour Totals	644	644
12:15	191	191
12:30	155	155
12:45	171	171

\*\*\*\*\*

Greiner, Inc.  
Traffic Counts  
Volume by Lane Report

Page 38

\*\*\*\*\*  
Data File : D1012010.PRN  
Station : 000000000003  
Identification : 000000000003  
\*\*\*\*\*  
Lanes 1-1 are Eastbound

Fri - Oct 12, 90

Lane	1	Total
-----	-----	-----
13:00	136	136
=====	=====	=====
Hour Totals	653	653
13:15	121	121
13:30	146	146
13:45	153	153
14:00	138	138
=====	=====	=====
Hour Totals	558	558
14:15	107	107
14:30	97	97
14:45	112	112
15:00	118	118
=====	=====	=====
Hour Totals	434	434
15:15	123	123
15:30	116	116
15:45	141	141
16:00	156	156
=====	=====	=====
Hour Totals	536	536
16:15	150	150
16:30	179	179
16:45	218	218
17:00	183	183
=====	=====	=====
Hour Totals	730	730
17:15	259	259
17:30	233	233
17:45	209	209
18:00	145	145
=====	=====	=====
Hour Totals	846	846
18:15	115	115
18:30	102	102
18:45	82	82
19:00	81	81
=====	=====	=====
Hour Totals	380	380

\*\*\*\*\*

Greiner, Inc.  
Traffic Counts  
Volume by Lane Report

Page 39

\*\*\*\*\*  
Data File : D1012010.PRN  
Station : 000000000003  
Identification : 000000000003  
\*\*\*\*\*  
Lanes 1-1 are Eastbound

Fri - Oct 12, 90

Lane	1	Total
19:15	85	85
19:30	61	61
19:45	60	60
20:00	51	51
=====	=====	=====
Hour Totals	257	257
20:15	60	60
20:30	43	43
20:45	48	48
21:00	25	25
=====	=====	=====
Hour Totals	176	176
21:15	35	35
21:30	39	39
21:45	36	36
22:00	34	34
=====	=====	=====
Hour Totals	144	144
22:15	35	35
22:30	31	31
22:45	44	44
23:00	32	32
=====	=====	=====
Hour Totals	142	142
23:15	39	39
23:30	25	25
23:45	29	29
24:00	29	29
=====	=====	=====
Hour Totals	122	122
=====	=====	=====
Grand Totals	7563	7563
Percentages	100.0	

\*\*\*\*\*

Greiner, Inc.  
Traffic Counts  
Volume by Lane Report

Page 29

\*\*\*\*\*  
Data File : D1013008.PRN  
Station : 000000000003 Count ratio : 2.00  
Identification : 000000000003 Interval : 15 minutes  
Start date : Oct 13, 90 Start time : 00:00  
Stop date : Oct 13, 90 Stop time : 24:00  
City/Town : TAMPA County : HILLSBOROUGH  
Location : KENNEDY EB APPROACH to EISENHOWER (EB)  
\*\*\*\*\*  
Lanes 1-1 are Eastbound

Sat - Oct 13, 90

Lane	1	Total
00:15	27	27
00:30	30	30
00:45	26	26
01:00	22	22
===== Hour Totals	105	105
01:15	19	19
01:30	14	14
01:45	12	12
02:00	17	17
===== Hour Totals	62	62
02:15	14	14
02:30	18	18
02:45	20	20
03:00	14	14
===== Hour Totals	66	66
03:15	9	9
03:30	5	5
03:45	5	5
04:00	7	7
===== Hour Totals	26	26
04:15	2	2
04:30	7	7
04:45	4	4
05:00	3	3
===== Hour Totals	16	16
05:15	9	9
05:30	5	5
05:45	5	5
06:00	9	9
===== Hour Totals	28	28

\*\*\*\*\*

Greiner, Inc.  
Traffic Counts  
Volume by Lane Report

Page 30

\*\*\*\*\*  
Data File : D1013008.PRN  
Station : 0000000000003  
Identification : 0000000000003  
\*\*\*\*\*  
Lanes 1-1 are Eastbound

Sat - Oct 13, 90

Lane	1	Total
06:15	11	11
06:30	10	10
06:45	11	11
07:00	22	22
===== Hour Totals	54	54
07:15	18	18
07:30	31	31
07:45	33	33
08:00	31	31
===== Hour Totals	113	113
08:15	36	36
08:30	36	36
08:45	46	46
09:00	49	49
===== Hour Totals	167	167
09:15	49	49
09:30	49	49
09:45	63	63
10:00	71	71
===== Hour Totals	232	232
10:15	71	71
10:30	71	71
10:45	67	67
11:00	68	68
===== Hour Totals	277	277
11:15	72	72
11:30	61	61
11:45	74	74
12:00	74	74
===== Hour Totals	281	281
12:15	109	109
12:30	78	78
12:45	105	105

\*\*\*\*\*

Greiner, Inc.  
Traffic Counts  
Volume by Lane Report

Page 31

\*\*\*\*\*  
Data File : D1013008.PRN  
Station : 000000000003  
Identification : 000000000003  
\*\*\*\*\*

Lanes 1-1 are Eastbound

Sat - Oct 13, 90

Lane	1	Total
-----	-----	-----
13:00	59	59
=====	=====	=====
Hour Totals	351	351
13:15	63	63
13:30	73	73
13:45	71	71
14:00	63	63
=====	=====	=====
Hour Totals	270	270
14:15	45	45
14:30	65	65
14:45	64	64
15:00	76	76
=====	=====	=====
Hour Totals	250	250
15:15	55	55
15:30	66	66
15:45	52	52
16:00	69	69
=====	=====	=====
Hour Totals	242	242
16:15	67	67
16:30	43	43
16:45	50	50
17:00	58	58
=====	=====	=====
Hour Totals	218	218
17:15	67	67
17:30	55	55
17:45	72	72
18:00	51	51
=====	=====	=====
Hour Totals	245	245
18:15	59	59
18:30	55	55
18:45	59	59
19:00	77	77
=====	=====	=====
Hour Totals	250	250

\*\*\*\*\*

3-75

Greiner, Inc.  
Traffic Counts  
Volume by Lane Report

Page 32

\*\*\*\*\*  
Data File : D1013008.PRN  
Station : 0000000000003  
Identification : 0000000000003  
\*\*\*\*\*  
Lanes 1-1 are Eastbound

Sat - Oct 13, 90

Lane	1	Total
19:15	61	61
19:30	61	61
19:45	43	43
20:00	51	51
=====	=====	=====
Hour Totals	216	216
20:15	47	47
20:30	35	35
20:45	43	43
21:00	38	38
=====	=====	=====
Hour Totals	163	163
21:15	41	41
21:30	28	28
21:45	48	48
22:00	33	33
=====	=====	=====
Hour Totals	150	150
22:15	30	30
22:30	39	39
22:45	32	32
23:00	32	32
=====	=====	=====
Hour Totals	133	133
23:15	45	45
23:30	36	36
23:45	37	37
24:00	38	38
=====	=====	=====
Hour Totals	156	156
=====	=====	=====
Grand Totals	4071	4071
Percentages	100.0	

\*\*\*\*\*

Greiner, Inc.  
Traffic Counts  
Volume by Lane Report

Page 11

\*\*\*\*\*  
Data File : D1014004.PRN  
Station : 0000000000003 Count ratio : 2.00  
Identification : 0000000000003 Interval : 15 minutes  
Start date : Oct 14, 90 Start time : 00:00  
Stop date : Oct 14, 90 Stop time : 24:00  
City/Town : TAMPA County : HILLSBOROUGH  
Location : KENNEDY EB APPROACH to EISENHOWER (EB)  
\*\*\*\*\*

Lanes 1-1 are Eastbound  
-----

Sun - Oct 14, 90

Lane	1	Total
00:15	25	25
00:30	26	26
00:45	37	37
01:00	31	31
===== Hour Totals	119	119
01:15	17	17
01:30	17	17
01:45	34	34
02:00	13	13
===== Hour Totals	81	81
02:15	17	17
02:30	11	11
02:45	14	14
03:00	18	18
===== Hour Totals	60	60
03:15	4	4
03:30	4	4
03:45	6	6
04:00	6	6
===== Hour Totals	20	20
04:15	4	4
04:30	5	5
04:45	4	4
05:00	2	2
===== Hour Totals	15	15
05:15	4	4
05:30	3	3
05:45	4	4
06:00	6	6
===== Hour Totals	17	17

\*\*\*\*\*



Greiner, Inc.  
Traffic Counts  
Volume by Lane Report

Page 12

\*\*\*\*\*  
Data File : D1014004.PRN  
Station : 0000000000003  
Identification : 0000000000003  
\*\*\*\*\*  
Lanes 1-1 are Eastbound

Sun - Oct 14, 90

Lane	1	Total
06:15	14	14
06:30	9	9
06:45	23	23
07:00	15	15
===== Hour Totals	61	61
07:15	14	14
07:30	16	16
07:45	16	16
08:00	18	18
===== Hour Totals	64	64
08:15	18	18
08:30	22	22
08:45	19	19
09:00	26	26
===== Hour Totals	85	85
09:15	28	28
09:30	39	39
09:45	33	33
10:00	27	27
===== Hour Totals	127	127
10:15	48	48
10:30	51	51
10:45	49	49
11:00	59	59
===== Hour Totals	207	207
11:15	74	74
11:30	80	80
11:45	72	72
12:00	88	88
===== Hour Totals	314	314
12:15	105	105
12:30	66	66
12:45	69	69

\*\*\*\*\*

Greiner, Inc.  
Traffic Counts  
Volume by Lane Report

Page 13

\*\*\*\*\*  
Data File : D1014004.PRN  
Station : 0000000000003  
Identification : 0000000000003  
\*\*\*\*\*

Lanes 1-1 are Eastbound

Sun - Oct 14, 90

Lane	1	Total
13:00	65	65
=====	=====	=====
Hour Totals	305	305
13:15	67	67
13:30	67	67
13:45	41	41
14:00	51	51
=====	=====	=====
Hour Totals	226	226
14:15	45	45
14:30	40	40
14:45	56	56
15:00	44	44
=====	=====	=====
Hour Totals	185	185
15:15	26	26
15:30	43	43
15:45	34	34
16:00	43	43
=====	=====	=====
Hour Totals	146	146
16:15	48	48
16:30	45	45
16:45	45	45
17:00	63	63
=====	=====	=====
Hour Totals	201	201
17:15	77	77
17:30	72	72
17:45	52	52
18:00	38	38
=====	=====	=====
Hour Totals	239	239
18:15	43	43
18:30	60	60
18:45	74	74
19:00	48	48
=====	=====	=====
Hour Totals	225	225

\*\*\*\*\*

Greiner, Inc.  
Traffic Counts  
Volume by Lane Report

Page 14

\*\*\*\*\*  
Data File : D1014004.PRN  
Station : 000000000003  
Identification : 000000000003  
\*\*\*\*\*  
Lanes 1-1 are Eastbound  
-----

Sun - Oct 14, 90

Lane	1	Total
-----	-----	-----
19:15	38	38
19:30	43	43
19:45	33	33
20:00	23	23
=====	=====	=====
Hour Totals	137	137
20:15	37	37
20:30	26	26
20:45	21	21
21:00	27	27
=====	=====	=====
Hour Totals	111	111
21:15	17	17
21:30	16	16
21:45	31	31
22:00	28	28
=====	=====	=====
Hour Totals	92	92
22:15	22	22
22:30	17	17
22:45	28	28
23:00	29	29
=====	=====	=====
Hour Totals	96	96
23:15	26	26
23:30	15	15
23:45	9	9
24:00	8	8
=====	=====	=====
Hour Totals	58	58
=====	=====	=====
Grand Totals	3191	3191
Percentages	100.0	

\*\*\*\*\*

TRAFFIC COUNTS  
GREINER INC.  
Volume by Lane Report

Page 17

\*\*\*\*\*

Data File : D1015011.PRN  
Station : 0000000000003 Count ratio : 2.00  
Identification : 0000000000003 Interval : 15 minutes  
Start date : Oct 15, 90 Start time : 00:00  
Stop date : Oct 15, 90 Stop time : 24:00  
City/Town : TAMPA County : HILLSBOROUGH  
Location : KENNEDY EB APPROACH to EISENHOWER (EB)

\*\*\*\*\*

Lanes 1-1 are Eastbound

-----  
Mon - Oct 15, 90

Lane	1	Total
-----	-----	-----
00:15	9	9
00:30	9	9
00:45	9	9
01:00	6	6
=====	=====	=====
Hour Totals	33	33
01:15	9	9
01:30	1	1
01:45	4	4
02:00	2	2
=====	=====	=====
Hour Totals	16	16
02:15	5	5
02:30	2	2
02:45	1	1
03:00	3	3
=====	=====	=====
Hour Totals	11	11
03:15	4	4
03:30	3	3
03:45	4	4
04:00	1	1
=====	=====	=====
Hour Totals	12	12
04:15	3	3
04:30	2	2
04:45	2	2
05:00	4	4
=====	=====	=====
Hour Totals	11	11
05:15	7	7
05:30	7	7
05:45	8	8
06:00	11	11
=====	=====	=====
Hour Totals	33	33

\*\*\*\*\*

3-81

TRAFFIC COUNTS  
GREINER INC.  
Volume by Lane Report

Page 9

\*\*\*\*\*  
Data File : D1015011.PRN  
Station : 000000000003  
Identification : 000000000003  
\*\*\*\*\*

Lanes 1-1 are Eastbound  
-----

Mon - Oct 15, 90

Lane	1	Total
-----	-----	-----
06:15	18	18
06:30	19	19
06:45	40	40
07:00	36	36
=====	=====	=====
Hour Totals	113	113

07:15	52	52
07:30	78	78
07:45	98	98
08:00	100	100
=====	=====	=====
Hour Totals	328	328

08:15	102	102
08:30	121	121
08:45	108	108
09:00	102	102
=====	=====	=====
Hour Totals	433	433

09:15	79	79
09:30	67	67
09:45	78	78
10:00	91	91
=====	=====	=====
Hour Totals	315	315

10:15	93	93
10:30	97	97
10:45	101	101
11:00	104	104
=====	=====	=====
Hour Totals	395	395

11:15	111	111
11:30	114	114
11:45	117	117
12:00	184	184
=====	=====	=====
Hour Totals	526	526

12:15	220	220
12:30	183	183
12:45	133	133

\*\*\*\*\*

TRAFFIC COUNTS  
GREINER INC.  
Volume by Lane Report

Page 19

\*\*\*\*\*  
Data File : D1015011.PRN  
Station : 0000000000003  
Identification : 0000000000003  
\*\*\*\*\*

Lanes 1-1 are Eastbound

-----  
Mon - Oct 15, 90

Lane	1	Total
-----	-----	-----
13:00	133	133
=====	=====	=====
Hour Totals	669	669

13:15	137	137
13:30	120	120
13:45	112	112
14:00	92	92
=====	=====	=====
Hour Totals	461	461

14:15	95	95
14:30	99	99
14:45	90	90
15:00	100	100
=====	=====	=====
Hour Totals	384	384

15:15	110	110
15:30	127	127
15:45	148	148
16:00	119	119
=====	=====	=====
Hour Totals	504	504

16:15	168	168
16:30	147	147
16:45	179	179
17:00	167	167
=====	=====	=====
Hour Totals	661	661

17:15	319	319
17:30	185	185
17:45	84	84
18:00	92	92
=====	=====	=====
Hour Totals	680	680

18:15	66	66
18:30	79	79
18:45	75	75
19:00	74	74
=====	=====	=====
Hour Totals	294	294

\*\*\*\*\*

TRAFFIC COUNTS  
GREINER INC.  
Volume by Lane Report

Page 0

\*\*\*\*\*  
Data File : D1015011.PRN  
Station : 000000000003  
Identification : 000000000003  
\*\*\*\*\*

Lanes 1-1 are Eastbound  
-----

Mon - Oct 15, 90

Lane	1	Total
-----	-----	-----
19:15	74	74
19:30	66	66
19:45	62	62
20:00	39	39
=====	=====	=====
Hour Totals	241	241

20:15	46	46
20:30	42	42
20:45	53	53
21:00	31	31
=====	=====	=====
Hour Totals	172	172

21:15	40	40
21:30	31	31
21:45	30	30
22:00	21	21
=====	=====	=====
Hour Totals	122	122

22:15	18	18
22:30	16	16
22:45	28	28
23:00	24	24
=====	=====	=====
Hour Totals	86	86

23:15	23	23
23:30	22	22
23:45	17	17
24:00	17	17
=====	=====	=====
Hour Totals	79	79

=====	=====	=====
Grand Totals	6579	6579
Percentages	100.0	

\*\*\*\*\*

Greiner, Inc.  
Traffic Counts  
Volume by Lane Report

Page 17

\*\*\*\*\*

Data File : D1009008.PRN  
Station : 0000000000016 Count ratio : 2.00  
Identification : 0000000000016 Interval : 15 minutes  
Start date : Oct 9, 90 Start time : 00:00  
Stop date : Oct 9, 90 Stop time : 24:00  
City/Town : TAMPA County : HILLSBOROUGH  
Location : KENNEDY WB APPROACH to EISENHOWER (WB)

\*\*\*\*\*

Lanes 1-1 are Westbound

Tue - Oct 9, 90

Lane	1	Total
00:15	6	6
00:30	12	12
00:45	8	8
01:00	8	8
=====	=====	=====
Hour Totals	34	34
01:15	5	5
01:30	2	2
01:45	4	4
02:00	3	3
=====	=====	=====
Hour Totals	14	14
02:15	4	4
02:30	5	5
02:45	3	3
03:00	2	2
=====	=====	=====
Hour Totals	14	14
03:15	6	6
03:30	5	5
03:45	8	8
04:00	4	4
=====	=====	=====
Hour Totals	23	23
04:15	2	2
04:30	2	2
04:45	6	6
05:00	5	5
=====	=====	=====
Hour Totals	15	15
05:15	3	3
05:30	8	8
05:45	11	11
06:00	16	16
=====	=====	=====
Hour Totals	38	38

\*\*\*\*\*



Greiner, Inc.  
Traffic Counts  
Volume by Lane Report

Page 18

\*\*\*\*\*  
Data File : D1009008.PRN  
Station : 0000000000016  
Identification : 0000000000016  
\*\*\*\*\*  
Lanes 1-1 are Westbound

Tue - Oct 9, 90

Lane	1	Total
06:15	22	22
06:30	26	26
06:45	26	26
07:00	55	55
===== Hour Totals	129	129
07:15	81	81
07:30	97	97
07:45	138	138
08:00	202	202
===== Hour Totals	518	518
08:15	206	206
08:30	217	217
08:45	167	167
09:00	178	178
===== Hour Totals	768	768
09:15	92	92
09:30	113	113
09:45	103	103
10:00	128	128
===== Hour Totals	436	436
10:15	113	113
10:30	113	113
10:45	104	104
11:00	109	109
===== Hour Totals	439	439
11:15	105	105
11:30	119	119
11:45	128	128
12:00	129	129
===== Hour Totals	481	481
12:15	116	116
12:30	145	145
12:45	179	179

\*\*\*\*\*

Greiner, Inc.  
Traffic Counts  
Volume by Lane Report

Page 19

\*\*\*\*\*  
Data File : D1009008.PRN  
Station : 000000000016  
Identification : 000000000016  
\*\*\*\*\*

Lanes 1-1 are Westbound

Tue - Oct 9, 90

Lane	1	Total
-----	-----	-----
13:00	178	178
=====	=====	=====
Hour Totals	618	618
13:15	166	166
13:30	170	170
13:45	155	155
14:00	145	145
=====	=====	=====
Hour Totals	636	636
14:15	150	150
14:30	115	115
14:45	153	153
15:00	111	111
=====	=====	=====
Hour Totals	529	529
15:15	113	113
15:30	113	113
15:45	114	114
16:00	148	148
=====	=====	=====
Hour Totals	488	488
16:15	133	133
16:30	119	119
16:45	155	155
17:00	119	119
=====	=====	=====
Hour Totals	526	526
17:15	186	186
17:30	153	153
17:45	128	128
18:00	143	143
=====	=====	=====
Hour Totals	610	610
18:15	126	126
18:30	91	91
18:45	83	83
19:00	74	74
=====	=====	=====
Hour Totals	374	374

\*\*\*\*\*

Greiner, Inc.  
Traffic Counts  
Volume by Lane Report

Page 20

\*\*\*\*\*  
Data File : D1009008.PRN  
Station : 0000000000016  
Identification : 0000000000016  
\*\*\*\*\*  
Lanes 1-1 are Westbound

Tue - Oct 9, 90

Lane	1	Total
19:15	80	80
19:30	66	66
19:45	57	57
20:00	56	56
=====	=====	=====
Hour Totals	259	259
20:15	37	37
20:30	49	49
20:45	49	49
21:00	53	53
=====	=====	=====
Hour Totals	188	188
21:15	82	82
21:30	60	60
21:45	33	33
22:00	21	21
=====	=====	=====
Hour Totals	196	196
22:15	25	25
22:30	19	19
22:45	16	16
23:00	19	19
=====	=====	=====
Hour Totals	79	79
23:15	22	22
23:30	20	20
23:45	13	13
24:00	16	16
=====	=====	=====
Hour Totals	71	71
=====	=====	=====
Grand Totals	7483	7483
Percentages	100.0	

\*\*\*\*\*

Greiner, Inc.  
Traffic Counts  
Volume by Lane Report

Page 1

\*\*\*\*\*

Data File : D1010001.PRN  
Station : 0000000000016 Count ratio : 2.00  
Identification : 0000000000016 Interval : 15 minutes  
Start date : Oct 10, 90 Start time : 00:00  
Stop date : Oct 10, 90 Stop time : 24:00  
City/Town : TAMPA County : HILLSBOROUGH  
Location : KENNEDY WB APPROACH to EISENHOWER (WB)

\*\*\*\*\*

Lanes 1-1 are Westbound

-----  
Wed - Oct 10, 90

Lane	1	Total
-----	-----	-----
00:15	14	14
00:30	15	15
00:45	5	5
01:00	4	4
=====	=====	=====
Hour Totals	38	38
01:15	3	3
01:30	7	7
01:45	3	3
02:00	8	8
=====	=====	=====
Hour Totals	21	21
02:15	3	3
02:30	5	5
02:45	4	4
03:00	4	4
=====	=====	=====
Hour Totals	16	16
03:15	6	6
03:30	5	5
03:45	1	1
04:00	2	2
=====	=====	=====
Hour Totals	14	14
04:15	2	2
04:30	4	4
04:45	0	0
05:00	0	0
=====	=====	=====
Hour Totals	6	6
05:15	6	6
05:30	6	6
05:45	10	10
06:00	17	17
=====	=====	=====
Hour Totals	39	39

\*\*\*\*\*

Greiner, Inc.  
Traffic Counts  
Volume by Lane Report

Page 2

\*\*\*\*\*  
Data File : D1010001.PRN  
Station : 0000000000016  
Identification : 0000000000016  
\*\*\*\*\*  
Lanes 1-1 are Westbound

Wed - Oct 10, 90

Lane	1	Total
06:15	15	15
06:30	41	41
06:45	27	27
07:00	56	56
===== Hour Totals	139	139
07:15	81	81
07:30	104	104
07:45	152	152
08:00	199	199
===== Hour Totals	536	536
08:15	194	194
08:30	247	247
08:45	167	167
09:00	162	162
===== Hour Totals	770	770
09:15	130	130
09:30	114	114
09:45	82	82
10:00	98	98
===== Hour Totals	424	424
10:15	136	136
10:30	114	114
10:45	105	105
11:00	135	135
===== Hour Totals	490	490
11:15	103	103
11:30	124	124
11:45	122	122
12:00	112	112
===== Hour Totals	461	461
12:15	117	117
12:30	149	149
12:45	177	177

\*\*\*\*\*

Greiner, Inc.  
Traffic Counts  
Volume by Lane Report

Page 2

\*\*\*\*\*  
Data File : D1010001.PRN  
Station : 000000000016  
Identification : 000000000016  
\*\*\*\*\*

Lanes 1-1 are Westbound

-----  
Wed - Oct 10, 90

Lane	1	Total
-----	-----	-----
13:00	184	184
=====	=====	=====
Hour Totals	627	627
13:15	144	144
13:30	162	162
13:45	136	136
14:00	144	144
=====	=====	=====
Hour Totals	586	586
14:15	122	122
14:30	133	133
14:45	138	138
15:00	110	110
=====	=====	=====
Hour Totals	503	503
15:15	109	109
15:30	93	93
15:45	107	107
16:00	130	130
=====	=====	=====
Hour Totals	439	439
16:15	115	115
16:30	114	114
16:45	140	140
17:00	119	119
=====	=====	=====
Hour Totals	488	488
17:15	175	175
17:30	149	149
17:45	125	125
18:00	128	128
=====	=====	=====
Hour Totals	577	577
18:15	85	85
18:30	86	86
18:45	73	73
19:00	65	65
=====	=====	=====
Hour Totals	309	309

\*\*\*\*\*

3-91

Greiner, Inc.  
Traffic Counts  
Volume by Lane Report

Page 4

\*\*\*\*\*  
Data File : D1010001.PRN  
Station : 0000000000016  
Identification : 0000000000016  
\*\*\*\*\*  
Lanes 1-1 are Westbound

-----  
Wed - Oct 10, 90

Lane	1	Total
-----	-----	-----
19:15	75	75
19:30	54	54
19:45	55	55
20:00	57	57
=====	=====	=====
Hour Totals	241	241
20:15	55	55
20:30	48	48
20:45	51	51
21:00	64	64
=====	=====	=====
Hour Totals	218	218
21:15	72	72
21:30	58	58
21:45	35	35
22:00	35	35
=====	=====	=====
Hour Totals	200	200
22:15	30	30
22:30	38	38
22:45	26	26
23:00	22	22
=====	=====	=====
Hour Totals	116	116
23:15	25	25
23:30	21	21
23:45	17	17
24:00	13	13
=====	=====	=====
Hour Totals	76	76
=====	=====	=====
Grand Totals	7334	7334
Percentages	100.0	

\*\*\*\*\*

Greiner, Inc.  
Traffic Counts  
Volume by Lane Report

Page 1

\*\*\*\*\*

```
Data File      : D1011001.PRN
Station       : 0000000000016
Identification : 0000000000016
Start date    : Oct 11, 90
Stop date     : Oct 11, 90
City/Town     : TAMPA
Location      : KENNEDY WB APPROACH to EISENHOWER (WB)
Count ratio   : 2.00
Interval      : 15 minutes
Start time    : 00:00
Stop time     : 24:00
County        : HILLSBOROUGH
```

\*\*\*\*\*

Lanes 1-1 are Westbound

-----  
Thu - Oct 11, 90

Lane	1	Total
00:15	13	13
00:30	16	16
00:45	14	14
01:00	8	8
=====	=====	=====
Hour Totals	51	51

01:15	9	9
01:30	4	4
01:45	9	9
02:00	4	4
=====	=====	=====
Hour Totals	26	26

02:15	7	7
02:30	11	11
02:45	8	8
03:00	9	9
=====	=====	=====
Hour Totals	35	35

03:15	9	9
03:30	8	8
03:45	0	0
04:00	3	3
=====	=====	=====
Hour Totals	20	20

04:15	3	3
04:30	3	3
04:45	2	2
05:00	0	0
=====	=====	=====
Hour Totals	8	8

05:15	8	8
05:30	5	5
05:45	7	7
06:00	10	10
=====	=====	=====
Hour Totals	30	30

\*\*\*\*\*



Greiner, Inc.  
Traffic Counts  
Volume by Lane Report

Page 2

\*\*\*\*\*  
Data File : D1011001.PRN  
Station : 0000000000016  
Identification : 0000000000016  
\*\*\*\*\*

Lanes 1-1 are Westbound

-----  
Thu - Oct 11, 90

Lane	1	Total
-----	-----	-----
06:15	18	18
06:30	29	29
06:45	42	42
07:00	64	64
=====	=====	=====
Hour Totals	153	153
07:15	79	79
07:30	79	79
07:45	138	138
08:00	149	149
=====	=====	=====
Hour Totals	445	445
08:15	151	151
08:30	230	230
08:45	205	205
09:00	145	145
=====	=====	=====
Hour Totals	731	731
09:15	122	122
09:30	80	80
09:45	75	75
10:00	89	89
=====	=====	=====
Hour Totals	366	366
10:15	59	59
10:30	78	78
10:45	51	51
11:00	82	82
=====	=====	=====
Hour Totals	270	270
11:15	72	72
11:30	99	99
11:45	80	80
12:00	104	104
=====	=====	=====
Hour Totals	355	355
12:15	107	107
12:30	135	135
12:45	147	147

\*\*\*\*\*

Greiner, Inc.  
Traffic Counts  
Volume by Lane Report

Page 3

\*\*\*\*\*  
Data File : D1011001.PRN  
Station : 000000000016  
Identification : 000000000016  
\*\*\*\*\*

Lanes 1-1 are Westbound

-----  
Thu - Oct 11, 90  
-----

Lane	1	Total
-----	-----	-----
13:00	182	182
=====	=====	=====
Hour Totals	571	571
13:15	160	160
13:30	142	142
13:45	130	130
14:00	133	133
=====	=====	=====
Hour Totals	565	565
14:15	135	135
14:30	131	131
14:45	128	128
15:00	117	117
=====	=====	=====
Hour Totals	511	511
15:15	105	105
15:30	100	100
15:45	113	113
16:00	125	125
=====	=====	=====
Hour Totals	443	443
16:15	121	121
16:30	116	116
16:45	132	132
17:00	124	124
=====	=====	=====
Hour Totals	493	493
17:15	163	163
17:30	150	150
17:45	128	128
18:00	109	109
=====	=====	=====
Hour Totals	550	550
18:15	94	94
18:30	83	83
18:45	70	70
19:00	66	66
=====	=====	=====
Hour Totals	313	313

\*\*\*\*\*

Greiner, Inc.  
Traffic Counts  
Volume by Lane Report

Page 4

\*\*\*\*\*

Data File : D1011001.PRN

Station : 000000000016

Identification : 000000000016

\*\*\*\*\*

Lanes 1-1 are Westbound

Thu - Oct 11, 90

Lane	1	Total
-----	-----	-----
19:15	72	72
19:30	60	60
19:45	54	54
20:00	58	58
=====	=====	=====
Hour Totals	244	244
20:15	55	55
20:30	50	50
20:45	54	54
21:00	66	66
=====	=====	=====
Hour Totals	225	225
21:15	71	71
21:30	60	60
21:45	37	37
22:00	32	32
=====	=====	=====
Hour Totals	200	200
22:15	31	31
22:30	35	35
22:45	29	29
23:00	24	24
=====	=====	=====
Hour Totals	119	119
23:15	20	20
23:30	18	18
23:45	18	18
24:00	15	15
=====	=====	=====
Hour Totals	71	71
=====	=====	=====
Grand Totals	6795	6795
Percentages	100.0	

\*\*\*\*\*

Greiner, Inc.  
Traffic Counts  
Volume by Lane Report

Page 1

```
*****
Data File       : D1012002.PRN
Station        : 0000000000016
Identification  : 0000000000016
Start date     : Oct 12, 90
Stop date      : Oct 12, 90
City/Town      : TAMPA
Location       : KENNEDY WB APPROACH to EISENHOWER (WB)
Count ratio    : 2.00
Interval       : 15 minutes
Start time     : 00:00
Stop time      : 24:00
County         : HILLSBOROUGH
*****
```

Lanes 1-1 are Westbound

Fri - Oct 12, 90

Lane	1	Total
00:15	12	12
00:30	14	14
00:45	15	15
01:00	9	9
Hour Totals	50	50
01:15	7	7
01:30	5	5
01:45	11	11
02:00	3	3
Hour Totals	26	26
02:15	6	6
02:30	8	8
02:45	8	8
03:00	12	12
Hour Totals	34	34
03:15	10	10
03:30	8	8
03:45	5	5
04:00	2	2
Hour Totals	25	25
04:15	3	3
04:30	2	2
04:45	2	2
05:00	1	1
Hour Totals	8	8
05:15	7	7
05:30	8	8
05:45	7	7
06:00	12	12
Hour Totals	34	34

\*\*\*\*\*

Greiner, Inc.  
Traffic Counts  
Volume by Lane Report

Page 2

\*\*\*\*\*  
Data File : D1012002.PRN  
Station : 000000000016  
Identification : 000000000016  
\*\*\*\*\*  
Lanes 1-1 are Westbound

Fri - Oct 12, 90

Lane	1	Total
06:15	17	17
06:30	27	27
06:45	46	46
07:00	69	69
=====	=====	=====
Hour Totals	159	159
07:15	77	77
07:30	79	79
07:45	129	129
08:00	153	153
=====	=====	=====
Hour Totals	438	438
08:15	166	166
08:30	221	221
08:45	197	197
09:00	144	144
=====	=====	=====
Hour Totals	728	728
09:15	131	131
09:30	102	102
09:45	111	111
10:00	121	121
=====	=====	=====
Hour Totals	465	465
10:15	110	110
10:30	95	95
10:45	100	100
11:00	107	107
=====	=====	=====
Hour Totals	412	412
11:15	124	124
11:30	114	114
11:45	146	146
12:00	131	131
=====	=====	=====
Hour Totals	515	515
12:15	136	136
12:30	176	176
12:45	178	178

\*\*\*\*\*

Greiner, Inc.  
Traffic Counts  
Volume by Lane Report

Page 3

\*\*\*\*\*  
Data File : D1012002.PRN  
Station : 000000000016  
Identification : 000000000016  
\*\*\*\*\*  
Lanes 1-1 are Westbound

Fri - Oct 12, 90

Lane	1	Total
13:00	212	212
=====	=====	=====
Hour Totals	702	702
13:15	190	190
13:30	172	172
13:45	182	182
14:00	182	182
=====	=====	=====
Hour Totals	726	726
14:15	147	147
14:30	136	136
14:45	133	133
15:00	151	151
=====	=====	=====
Hour Totals	567	567
15:15	137	137
15:30	130	130
15:45	133	133
16:00	122	122
=====	=====	=====
Hour Totals	522	522
16:15	122	122
16:30	135	135
16:45	151	151
17:00	128	128
=====	=====	=====
Hour Totals	536	536
17:15	163	163
17:30	144	144
17:45	144	144
18:00	143	143
=====	=====	=====
Hour Totals	594	594
18:15	98	98
18:30	87	87
18:45	86	86
19:00	91	91
=====	=====	=====
Hour Totals	362	362

\*\*\*\*\*

Greiner, Inc.  
Traffic Counts  
Volume by Lane Report

Page 4

```
*****
Data File       : D1012002.PRN
Station        : 000000000016
Identification  : 000000000016
*****
Lanes 1-1 are Westbound
-----
Fri - Oct 12, 90
Lane           1           Total
-----
19:15          72          72
19:30          73          73
19:45          68          68
20:00          58          58
=====
Hour Totals    271          271

20:15          62          62
20:30          53          53
20:45          50          50
21:00          74          74
=====
Hour Totals    239          239

21:15          52          52
21:30          63          63
21:45          55          55
22:00          40          40
=====
Hour Totals    210          210

22:15          39          39
22:30          46          46
22:45          43          43
23:00          48          48
=====
Hour Totals    176          176

23:15          35          35
23:30          26          26
23:45          31          31
24:00          37          37
=====
Hour Totals    129          129

=====
Grand Totals   7928          7928
Percentages    100.0
*****
```

Greiner, Inc.  
Traffic Counts  
Volume by Lane Report

Page 5

```
*****
Data File       : D1013003.PRN
Station        : 0000000000016          Count ratio : 2.00
Identification : 0000000000016          Interval    : 15 minutes
Start date     : Oct 13, 90             Start time   : 00:00
Stop date      : Oct 13, 90             Stop time    : 24:00
City/Town      : TAMPA                  County       : HILLSBOROUGH
Location       : KENNEDY WB APPROACH to EISENHOWER (WB)
*****
```

Lanes 1-1 are Westbound

Sat - Oct 13, 90

Lane	1	Total
00:15	42	42
00:30	24	24
00:45	24	24
01:00	30	30
====	====	====
Hour Totals	120	120
01:15	24	24
01:30	18	18
01:45	17	17
02:00	22	22
====	====	====
Hour Totals	81	81
02:15	21	21
02:30	15	15
02:45	21	21
03:00	23	23
====	====	====
Hour Totals	80	80
03:15	18	18
03:30	5	5
03:45	3	3
04:00	12	12
====	====	====
Hour Totals	38	38
04:15	8	8
04:30	6	6
04:45	9	9
05:00	7	7
====	====	====
Hour Totals	30	30
05:15	6	6
05:30	7	7
05:45	8	8
06:00	7	7
====	====	====
Hour Totals	28	28

\*\*\*\*\*



Greiner, Inc.  
Traffic Counts  
Volume by Lane Report

Page 10

\*\*\*\*\*  
Data File : D1013003.PRN  
Station : 0000000000016  
Identification : 0000000000016  
\*\*\*\*\*  
Lanes 1-1 are Westbound

Sat - Oct 13, 90

Lane	1	Total
06:15	12	12
06:30	15	15
06:45	11	11
07:00	19	19
===== Hour Totals	57	57
07:15	24	24
07:30	18	18
07:45	31	31
08:00	35	35
===== Hour Totals	108	108
08:15	33	33
08:30	38	38
08:45	50	50
09:00	38	38
===== Hour Totals	159	159
09:15	39	39
09:30	47	47
09:45	40	40
10:00	62	62
===== Hour Totals	188	188
10:15	43	43
10:30	50	50
10:45	59	59
11:00	73	73
===== Hour Totals	225	225
11:15	56	56
11:30	56	56
11:45	75	75
12:00	85	85
===== Hour Totals	272	272
12:15	68	68
12:30	72	72
12:45	80	80

\*\*\*\*\*

Greiner, Inc.  
Traffic Counts  
Volume by Lane Report

Page 11

```
*****
Data File       : D1013003.PRN
Station        : 0000000000016
Identification  : 0000000000016
*****
Lanes 1-1 are Westbound
```

```
-----
Sat - Oct 13, 90
Lane              1              Total
-----
13:00              80              80
=====
Hour Totals        300              300

13:15              76              76
13:30              72              72
13:45              85              85
14:00              89              89
=====
Hour Totals        322              322

14:15              65              65
14:30              82              82
14:45              69              69
15:00              71              71
=====
Hour Totals        287              287

15:15              73              73
15:30              76              76
15:45              76              76
16:00              65              65
=====
Hour Totals        290              290

16:15              89              89
16:30              74              74
16:45              64              64
17:00              75              75
=====
Hour Totals        302              302

17:15              80              80
17:30              63              63
17:45              87              87
18:00              79              79
=====
Hour Totals        309              309

18:15              49              49
18:30              73              73
18:45              57              57
19:00              73              73
=====
Hour Totals        252              252
```

\*\*\*\*\*

Greiner, Inc.  
Traffic Counts  
Volume by Lane Report

Page 12

\*\*\*\*\*  
Data File : D1013003.PRN  
Station : 0000000000016  
Identification : 0000000000016  
\*\*\*\*\*  
Lanes 1-1 are Westbound

Sat - Oct 13, 90

Lane	1	Total
19:15	65	65
19:30	49	49
19:45	51	51
20:00	64	64
=====	=====	=====
Hour Totals	229	229
20:15	50	50
20:30	44	44
20:45	50	50
21:00	50	50
=====	=====	=====
Hour Totals	194	194
21:15	55	55
21:30	52	52
21:45	50	50
22:00	40	40
=====	=====	=====
Hour Totals	197	197
22:15	52	52
22:30	41	41
22:45	44	44
23:00	47	47
=====	=====	=====
Hour Totals	184	184
23:15	35	35
23:30	23	23
23:45	33	33
24:00	40	40
=====	=====	=====
Hour Totals	131	131
=====	=====	=====
Grand Totals	4383	4383
Percentages	100.0	

\*\*\*\*\*

Greiner, Inc.  
Traffic Counts  
Volume by Lane Report

Page 1

\*\*\*\*\*

```
Data File      : D1014005.PRN
Station       : 0000000000016          Count ratio : 2.00
Identification : 0000000000016          Interval    : 15 minutes
Start date    : Oct 14, 90              Start time   : 00:00
Stop date     : Oct 14, 90              Stop time    : 24:00
City/Town     : TAMPA                   County       : HILLSBOROUGH
Location      : KENNEDY WB APPROACH to EISENHOWER (WB)
```

\*\*\*\*\*

Lanes 1-1 are Westbound

Sun - Oct 14, 90

Lane	1	Total
00:15	33	33
00:30	27	27
00:45	45	45
01:00	29	29
====	====	====
Hour Totals	134	134
01:15	26	26
01:30	22	22
01:45	25	25
02:00	22	22
====	====	====
Hour Totals	95	95
02:15	18	18
02:30	13	13
02:45	14	14
03:00	21	21
====	====	====
Hour Totals	66	66
03:15	27	27
03:30	9	9
03:45	9	9
04:00	10	10
====	====	====
Hour Totals	55	55
04:15	3	3
04:30	4	4
04:45	2	2
05:00	5	5
====	====	====
Hour Totals	14	14
05:15	4	4
05:30	8	8
05:45	4	4
06:00	8	8
====	====	====
Hour Totals	24	24

\*\*\*\*\*

Greiner, Inc.  
Traffic Counts  
Volume by Lane Report

Page 2

\*\*\*\*\*  
Data File : D1014005.PRN  
Station : 0000000000016  
Identification : 0000000000016  
\*\*\*\*\*  
Lanes 1-1 are Westbound

Sun - Oct 14, 90

Lane	1	Total
06:15	3	3
06:30	3	3
06:45	10	10
07:00	7	7
===== Hour Totals	23	23
07:15	9	9
07:30	10	10
07:45	18	18
08:00	32	32
===== Hour Totals	69	69
08:15	13	13
08:30	18	18
08:45	15	15
09:00	30	30
===== Hour Totals	76	76
09:15	26	26
09:30	33	33
09:45	41	41
10:00	41	41
===== Hour Totals	141	141
10:15	48	48
10:30	43	43
10:45	54	54
11:00	46	46
===== Hour Totals	191	191
11:15	50	50
11:30	45	45
11:45	55	55
12:00	54	54
===== Hour Totals	204	204
12:15	75	75
12:30	57	57
12:45	62	62

\*\*\*\*\*

Greiner, Inc.  
Traffic Counts  
Volume by Lane Report

Page 3

```
*****
Data File       : D1014005.PRN
Station        : 0000000000016
Identification  : 0000000000016
*****
Lanes 1-1 are Westbound
```

Sun - Oct 14, 90

Lane	1	Total
-----	-----	-----
13:00	83	83
=====	=====	=====
Hour Totals	277	277
13:15	81	81
13:30	66	66
13:45	58	58
14:00	68	68
=====	=====	=====
Hour Totals	273	273
14:15	45	45
14:30	55	55
14:45	50	50
15:00	57	57
=====	=====	=====
Hour Totals	207	207
15:15	61	61
15:30	65	65
15:45	65	65
16:00	67	67
=====	=====	=====
Hour Totals	258	258
16:15	72	72
16:30	114	114
16:45	151	151
17:00	155	155
=====	=====	=====
Hour Totals	492	492
17:15	143	143
17:30	147	147
17:45	131	131
18:00	107	107
=====	=====	=====
Hour Totals	528	528
18:15	72	72
18:30	56	56
18:45	54	54
19:00	50	50
=====	=====	=====
Hour Totals	232	232

\*\*\*\*\*

3-107

Greiner, Inc.  
Traffic Counts  
Volume by Lane Report

Page 4

\*\*\*\*\*  
Data File : D1014005.PRN  
Station : 0000000000016  
Identification : 0000000000016  
\*\*\*\*\*  
Lanes 1-1 are Westbound

Sun - Oct 14, 90

Lane	1	Total
19:15	52	52
19:30	52	52
19:45	54	54
20:00	49	49
=====	=====	=====
Hour Totals	207	207
20:15	44	44
20:30	38	38
20:45	37	37
21:00	35	35
=====	=====	=====
Hour Totals	154	154
21:15	22	22
21:30	26	26
21:45	20	20
22:00	22	22
=====	=====	=====
Hour Totals	90	90
22:15	15	15
22:30	27	27
22:45	14	14
23:00	19	19
=====	=====	=====
Hour Totals	75	75
23:15	17	17
23:30	22	22
23:45	11	11
24:00	17	17
=====	=====	=====
Hour Totals	67	67
=====	=====	=====
Grand Totals	3952	3952
Percentages	100.0	

\*\*\*\*\*

Greiner, Inc.  
Traffic Counts  
Volume by Lane Report

Page 1

\*\*\*\*\*

Data File : D1015001.PRN  
Station : 000000000016 Count ratio : 2.00  
Identification : 000000000016 Interval : 15 minutes  
Start date : Oct 15, 90 Start time : 00:00  
Stop date : Oct 15, 90 Stop time : 24:00  
City/Town : TAMPA County : HILLSBOROUGH  
Location : KENNEDY WB APPROACH to EISENHOWER (WB)

\*\*\*\*\*

Lanes 1-1 are Westbound

-----  
Mon - Oct 15, 90

Lane	1	Total
-----	-----	-----
00:15	10	10
00:30	5	5
00:45	11	11
01:00	6	6
=====	=====	=====
Hour Totals	32	32
01:15	5	5
01:30	4	4
01:45	0	0
02:00	3	3
=====	=====	=====
Hour Totals	12	12
02:15	6	6
02:30	5	5
02:45	5	5
03:00	6	6
=====	=====	=====
Hour Totals	22	22
03:15	2	2
03:30	2	2
03:45	4	4
04:00	4	4
=====	=====	=====
Hour Totals	12	12
04:15	1	1
04:30	2	2
04:45	5	5
05:00	6	6
=====	=====	=====
Hour Totals	14	14
05:15	5	5
05:30	2	2
05:45	10	10
06:00	22	22
=====	=====	=====
Hour Totals	39	39

\*\*\*\*\*

3-109



Greiner, Inc.  
Traffic Counts  
Volume by Lane Report

Page 1

\*\*\*\*\*  
Data File : D1015001.PRN  
Station : 0000000000016  
Identification : 0000000000016  
\*\*\*\*\* 65  
Lanes 1-1 are Westbound

-----  
Mon - Oct 15, 90

Lane	1	Total
-----	-----	-----
06:15	19	19
06:30	25	25
06:45	42	42
07:00	59	59
=====	=====	=====
Hour Totals	145	145
07:15	72	72
07:30	118	118
07:45	148	148
08:00	206	206
=====	=====	=====
Hour Totals	544	544
08:15	190	190
08:30	248	248
08:45	200	200
09:00	154	154
=====	=====	=====
Hour Totals	792	792
09:15	122	122
09:30	120	120
09:45	95	95
10:00	93	93
=====	=====	=====
Hour Totals	430	430
10:15	73	73
10:30	96	96
10:45	88	88
11:00	101	101
=====	=====	=====
Hour Totals	358	358
11:15	94	94
11:30	99	99
11:45	121	121
12:00	123	123
=====	=====	=====
Hour Totals	437	437
12:15	160	160
12:30	148	148
12:45	168	168

\*\*\*\*\* 1

Greiner, Inc.  
Traffic Counts  
Volume by Lane Report

Page 1

\*\*\*\*\*  
Data File : D1015001.PRN  
Station : 0000000000016  
Identification : 0000000000016  
\*\*\*\*\*  
Lanes 1-1 are Westbound

Mon - Oct 15, 90

Lane	1	Total
13:00	199	199
====	====	====
Hour Totals	675	675
13:15	157	157
13:30	169	169
13:45	146	146
14:00	156	156
====	====	====
Hour Totals	628	628
14:15	130	130
14:30	112	112
14:45	117	117
15:00	116	116
====	====	====
Hour Totals	475	475
15:15	111	111
15:30	115	115
15:45	121	121
16:00	138	138
====	====	====
Hour Totals	485	485
16:15	109	109
16:30	124	124
16:45	137	137
17:00	144	144
====	====	====
Hour Totals	514	514
17:15	161	161
17:30	143	143
17:45	112	112
18:00	104	104
====	====	====
Hour Totals	520	520
18:15	111	111
18:30	71	71
18:45	71	71
19:00	69	69
====	====	====
Hour Totals	322	322

\*\*\*\*\*

Greiner, Inc.  
Traffic Counts  
Volume by Lane Report

Page 4

\*\*\*\*\*  
Data File : D1015001.PRN  
Station : 000000000016  
Identification : 000000000016  
\*\*\*\*\*  
Lanes 1-1 are Westbound

Mon - Oct 15, 90

Lane	1	Total
19:15	71	71
19:30	56	56
19:45	51	51
20:00	52	52
=====	=====	=====
Hour Totals	230	230
20:15	48	48
20:30	51	51
20:45	52	52
21:00	58	58
=====	=====	=====
Hour Totals	209	209
21:15	36	36
21:30	51	51
21:45	32	32
22:00	31	31
=====	=====	=====
Hour Totals	150	150
22:15	24	24
22:30	22	22
22:45	29	29
23:00	12	12
=====	=====	=====
Hour Totals	87	87
23:15	15	15
23:30	14	14
23:45	17	17
24:00	9	9
=====	=====	=====
Hour Totals	55	55
=====	=====	=====
Grand Totals	7187	7187
Percentages	100.0	

\*\*\*\*\*



Greiner Inc.

REFERENCE: C2380.05

FILENAME: K-EI-A

INTERSECTION OF KENNEDY BLVD. AND EISENHOWER BLVD.

NAME OF COUNTER: TAC/BB

WEATHER: FAIR

DATE: 10 / 10 / 90

PERIOD BEGIN	--NORTH BOUND--			--SOUTH BOUND--			--EAST BOUND--			--WEST BOUND--			VEHICLE TOTAL
	LT	THRU	RT	LT	THRU	RT	LT	THRU	RT	LT	THRU	RT	
06:30	0	0	0	227	2	5	8	30	0	3	23	0	298
06:45	0	0	0	239	4	15	8	43	1	8	47	0	365
HR TOTAL	0	0	0	466	6	20	16	73	1	11	70	0	663
			( 0)			( 492)			( 90)				( 81)
07:00	0	0	0	308	4	22	9	50	0	6	75	0	474
07:15	0	0	2	311	4	21	11	68	2	10	87	0	516
07:30	0	0	0	325	8	25	9	97	2	5	133	0	604
07:45	1	0	1	333	3	48	13	114	6	20	182	0	721
HR TOTAL	1	0	3	1277	19	116	42	329	10	41	477	0	2315
			( 4)			( 1412)			( 381)				( 518)
08:00	0	2	1	248	9	44	15	83	4	10	196	0	612
08:15	0	0	0	375	2	49	18	111	3	10	207	0	775
08:30	1	2	1	352	8	74	16	97	2	11	154	2	720
08:45	0	1	3	327	5	53	16	96	1	15	161	2	680
HR TOTAL	1	5	5	1302	24	220	65	387	10	46	718	4	2787
			( 11)			( 1546)			( 462)				( 768)
09:00	2	1	1	195	2	30	9	100	2	2	90	0	434
09:15	0	0	0	215	0	23	10	90	0	3	110	0	451
HR TOTAL	2	1	1	410	2	53	19	190	2	5	200	0	885
			( 4)			( 465)			( 211)				( 205)
DAY TOTAL	4	6	9	3455	51	409	142	979	23	103	1465	4	6650

FOR THE PERIOD 06:30 - 09:15 THE PEAK HOUR IS 07:45 - 08:45

DIRECTION	PEAK HR FACTOR	---- VOLUMES ----			--- PERCENTS ---		
		LEFT	THRU	RIGHT	LEFT	THRU	RIGHT
NORTH	0.56	2	4	3 ( 9)	22	44	33
SOUTH	0.89	1308	22	215 ( 1545)	85	1	14
EAST	0.91	62	405	15 ( 482)	13	84	3
WEST	0.91	51	739	2 ( 792)	6	93	0
				( 2828)			

Greiner Inc.

REFERENCE: C2380.05  
 INTERSECTION OF KENNEDY BLVD. AND EISENHOWER BLVD.  
 NAME OF COUNTER: MS/C6  
 WEATHER: GOOD

FILENAME: K-EI-M

DATE: 10 / 10 / 90

PERIOD BEGIN	--NORTH BOUND--			--SOUTH BOUND--			--EAST BOUND--			--WEST BOUND--			VEHICLE TOTAL
	LT	THRU	RT	LT	THRU	RT	LT	THRU	RT	LT	THRU	RT	
11:00	0	3	3	154	2	19	34	88	0	4	99	2	408
11:15	1	3	4	199	4	17	17	90	0	11	107	1	454
11:30	0	3	1	134	1	22	23	190	0	5	113	2	494
11:45	1	2	3	165	0	21	33	186	1	15	114	0	541
HR TOTAL	2	11	11	652	7	79	107	554	1	35	433	5	1897
			( 24)			( 738)			( 662)				( 473)
12:00	1	4	2	296	0	9	40	239	0	10	106	0	707
12:15	1	2	9	177	10	15	21	178	1	8	137	0	559
12:30	0	2	0	171	1	15	29	164	0	17	161	1	561
12:45	2	4	2	188	1	14	18	152	0	12	164	2	559
HR TOTAL	4	12	13	832	12	53	108	733	1	47	568	3	2386
			( 29)			( 897)			( 842)				( 618)
DAY TOTAL	6	23	24	1484	19	132	215	1287	2	82	1001	8	4283

FOR THE PERIOD 11:00 - 12:45 THE PEAK HOUR IS 11:45 - 12:45

DIRECTION	PEAK HR FACTOR	---- VOLUMES ----			--- PERCENTS ---		
		LEFT	THRU	RIGHT	LEFT	THRU	RIGHT
NORTH	0.56	3	10	14 ( 27)	11	37	52
SOUTH	0.72	809	11	60 ( 880)	92	1	7
EAST	0.80	123	767	2 ( 892)	14	86	0
WEST	0.79	50	518	1 ( 569)	9	91	0
				( 2368)			

## Greiner Inc.

REFERENCE: C2380.05

FILENAME: K-EI-P

INTERSECTION OF KENNEDY BLVD. AND EISENHOWER BLVD.

NAME OF COUNTER: BB/KM

WEATHER: FAIR

DATE: 10 / 10 / 90

PERIOD BEGIN	--NORTH BOUND--			--SOUTH BOUND--			--EAST BOUND--			--WEST BOUND--			VEHICLE TOTAL
	LT	THRU	RT	LT	THRU	RT	LT	THRU	RT	LT	THRU	RT	
15:30	2	7	6	264	2	19	27	112	1	4	109	1	554
15:45	1	2	2	224	0	10	31	132	2	6	142	0	552
HR TOTAL	3	9	8	488	2	29	58	244	3	10	251	1	1106
			( 20)			( 519)			( 305)			( 262)	
16:00	2	13	2	225	0	9	32	131	0	6	125	2	547
16:15	1	7	3	248	0	10	24	132	1	7	109	3	545
16:30	3	5	6	290	0	15	49	217	0	6	148	1	740
16:45	4	6	2	268	1	11	76	190	0	2	113	4	677
HR TOTAL	10	31	13	1031	1	45	181	670	1	21	495	10	2509
			( 54)			( 1077)			( 852)			( 526)	
17:00	3	6	0	374	0	11	85	216	1	5	178	3	882
17:15	2	13	7	294	0	19	60	186	0	8	144	1	734
17:30	3	4	1	259	1	24	53	160	0	7	121	0	633
17:45	2	6	4	264	1	16	31	134	1	10	133	0	602
HR TOTAL	10	29	12	1191	2	70	229	696	2	30	576	4	2851
			( 51)			( 1263)			( 927)			( 610)	
18:00	2	6	5	207	0	13	24	116	1	8	84	0	466
18:15	1	0	2	204	1	11	19	92	1	1	75	1	408
HR TOTAL	3	6	7	411	1	24	43	208	2	9	159	1	874
			( 16)			( 436)			( 253)			( 169)	
DAY TOTAL	26	75	40	3121	6	168	511	1818	8	70	1481	16	7340

FOR THE PERIOD 15:30 - 18:15 THE PEAK HOUR IS 16:30 - 17:30

DIRECTION	PEAK HR FACTOR	--- VOLUMES ---			--- PERCENTS ---		
		LEFT	THRU	RIGHT	LEFT	THRU	RIGHT
NORTH	0.65	12	30	15 ( 57)	21	53	26
SOUTH	0.83	1226	1	56 ( 1283)	96	0	4
EAST	0.89	270	809	1 ( 1080)	25	75	0
WEST	0.82	21	583	9 ( 613)	3	95	1
				( 3033)			

## Greiner Inc.

## REFERENCE:

FILENAME: K-EI-N

INTERSECTION OF KENNEDY BLVD. AND EISENHOWER BLVD.

NAME OF COUNTER: MS

WEATHER: GOOD

DATE: 10 / 10 / 90

PERIOD BEGIN	--NORTH BOUND--			--SOUTH BOUND--			--EAST BOUND--			--WEST BOUND--			VEHICLE TOTAL
	LT	THRU	RT	LT	THRU	RT	LT	THRU	RT	LT	THRU	RT	
19:00	0	1	1	195	1	4	22	64	0	2	77	1	368
19:15	0	0	1	166	0	5	15	55	1	7	59	0	309
19:30	0	1	0	142	0	4	22	63	0	1	55	1	289
19:45	0	0	1	119	0	0	12	51	0	2	53	1	239
HR TOTAL	0	2	3	622	1	13	71	233	1	12	244	3	1205
			( 5)			( 636)			( 305)			( 259)	
20:00	0	0	0	123	0	0	7	41	0	0	37	0	208
20:15	0	0	1	98	0	3	7	41	1	2	47	0	200
20:30	0	0	0	76	0	2	22	72	1	2	45	2	222
20:45	0	0	0	87	0	8	12	35	0	2	50	1	195
HR TOTAL	0	0	1	384	0	13	48	189	2	6	179	3	825
			( 1)			( 397)			( 239)			( 188)	
21:00	1	1	0	104	0	6	15	26	0	4	77	1	235
21:15	0	0	0	95	0	3	4	27	0	0	60	0	189
21:30	1	1	1	97	0	7	9	33	0	1	31	1	182
21:45	0	1	0	69	0	1	6	22	0	1	19	1	120
HR TOTAL	2	3	1	365	0	17	34	108	0	6	187	3	726
			( 6)			( 382)			( 142)			( 196)	
DAY TOTAL	2	5	5	1371	1	43	153	530	3	24	610	9	2756

FOR THE PERIOD 19:00 - 21:45 THE PEAK HOUR IS 19:00 - 20:00

DIRECTION	PEAK HR FACTOR	---- VOLUMES ----			--- PERCENTS ---		
		LEFT	THRU	RIGHT	LEFT	THRU	RIGHT
NORTH	0.63	0	2	3 ( 5)	0	40	60
SOUTH	0.80	622	1	13 ( 636)	98	0	2
EAST	0.89	71	233	1 ( 305)	23	76	0
WEST	0.81	12	244	3 ( 259)	5	94	1
				( 1205)			



Greiner Inc.

REFERENCE: C2380.05

FILENAME: K-EI-0

INTERSECTION OF KENNEDY and EISENHOWER (OCCUPANCY COUNT by approach)

NAME OF COUNTER: MS/TAC

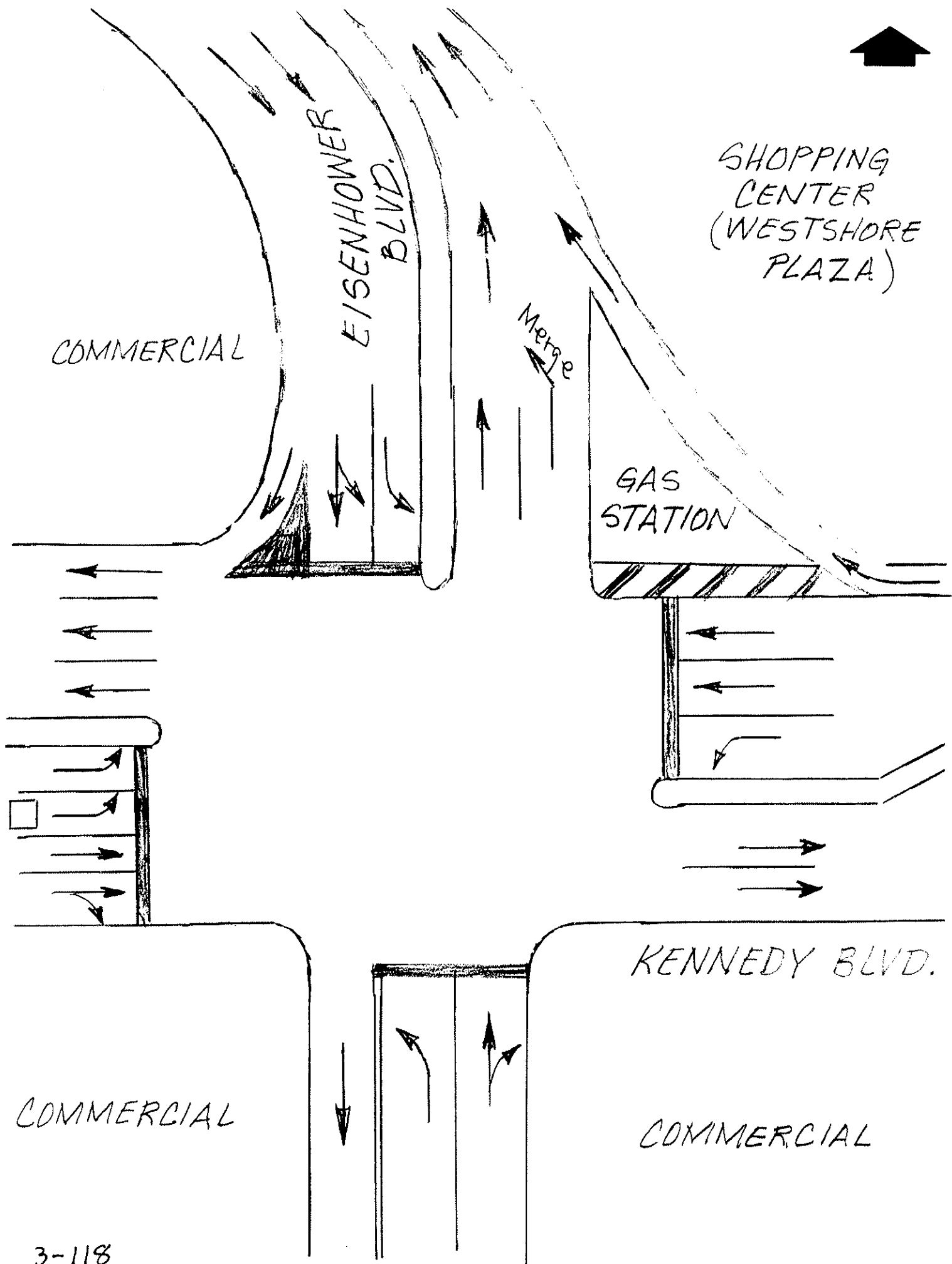
WEATHER: FAIR

DATE: 10 / 10 / 90

PERIOD BEGIN	--NORTH BOUND--			--SOUTH BOUND--			--EAST BOUND--			--WEST BOUND--			VEHICLE TOTAL
	1	2	3>	1	2	3>	1	2	3>	1	2	3>	
15:30	14	1	0	230	41	14	118	19	3	96	14	4	554
15:45	5	0	0	173	48	13	138	22	5	127	15	6	552
16:00	17	0	0	189	29	16	139	18	6	106	23	4	547
16:15	9	2	0	206	41	11	138	17	2	94	20	5	545
DAY TOTAL	45	3	0	798	159	54	533	76	16	423	72	19	2198

FOR THE PERIOD 15:30 - 16:30 THE PEAK HOUR IS 15:30 - 16:30

DIRECTION	--- VOLUMES ---			--- PERCENTS ---		
	1	2	3>	1	2	3>
NORTH	45	3	0	( 48)	94	6
SOUTH	798	159	54	( 1011)	79	16
EAST	533	76	16	( 625)	85	12
WEST	423	72	19	( 514)	82	14
	( 2198)					





Greiner, Inc.  
Traffic Counts  
Volume by Lane Report

Page 1

\*\*\*\*\*  
Data File : D1018007.PRN  
Station : 0000000000012 Count ratio : 2.00  
Identification : 0000000000012 Interval : 15 minutes  
Start date : Oct 18, 90 Start time : 00:00  
Stop date : Oct 18, 90 Stop time : 24:00  
City/Town : TAMPA County : HILLSBOROUGH  
Location : I-275/WESTSHORE 1=NB MAINLINE 2=ON RAMP  
\*\*\*\*\*

Lanes 1-2 are Northbound  
\*\*\*\*\*

Thu - Oct 18, 90

Lane	1	2	Total
00:15	66	84	150
00:30	77	84	161
00:45	71	64	135
01:00	55	46	101
===== Hour Totals	269	278	547
01:15	47	29	76
01:30	49	32	81
01:45	32	41	73
02:00	47	29	76
===== Hour Totals	175	131	306
02:15	63	47	110
02:30	42	33	75
02:45	44	27	71
03:00	29	45	74
===== Hour Totals	178	152	330
03:15	43	18	61
03:30	35	34	69
03:45	48	38	86
04:00	52	29	81
===== Hour Totals	178	119	297
04:15	41	28	69
04:30	68	29	97
04:45	131	20	151
05:00	111	6	117
===== Hour Totals	351	83	434
05:15	221	15	236
05:30	248	9	257
05:45	330	15	345
06:00	398	25	423
===== Hour Totals	1197	64	1261

\*\*\*\*\*

Greiner, Inc.  
Traffic Counts  
Volume by Lane Report

Page 2

\*\*\*\*\*  
Data File : D1018007.PRN  
Station : 000000000012  
Identification : 000000000012  
\*\*\*\*\*  
Lanes 1-2 are Northbound

Thu - Oct 18, 90

Lane	1	2	Total
06:15	535	36	571
06:30	765	25	790
06:45	931	59	990
07:00	1085	59	1144
===== Hour Totals	3316	179	3495
07:15	1087	95	1182
07:30	1236	156	1392
07:45	1202	180	1382
08:00	1174	149	1323
===== Hour Totals	4699	580	5279
08:15	1196	132	1328
08:30	1224	119	1343
08:45	1157	161	1318
09:00	1121	161	1282
===== Hour Totals	4698	573	5271
09:15	1011	137	1148
09:30	1017	134	1151
09:45	1037	157	1194
10:00	1017	128	1145
===== Hour Totals	4082	556	4638
10:15	984	143	1127
10:30	850	135	985
10:45	799	142	941
11:00	771	167	938
===== Hour Totals	3404	587	3991
11:15	754	156	910
11:30	722	201	923
11:45	782	174	956
12:00	765	177	942
===== Hour Totals	3023	708	3731
12:15	735	185	920
12:30	762	177	939
12:45	700	172	872

\*\*\*\*\*

Greiner, Inc.  
Traffic Counts  
Volume by Lane Report

Page 3

\*\*\*\*\*  
Data File : D1018007.PRN  
Station : 0000000000012  
Identification : 0000000000012  
\*\*\*\*\*  
Lanes 1-2 are Northbound

Thu - Oct 18, 90

Lane	1	2	Total
13:00	703	186	889
====	====	====	====
Hour Totals	2900	720	3620
13:15	713	196	909
13:30	738	186	924
13:45	751	212	963
14:00	713	191	904
====	====	====	====
Hour Totals	2915	785	3700
14:15	678	204	882
14:30	772	195	967
14:45	808	199	1007
15:00	758	227	985
====	====	====	====
Hour Totals	3016	825	3841
15:15	765	207	972
15:30	838	216	1054
15:45	857	206	1063
16:00	944	283	1227
====	====	====	====
Hour Totals	3404	912	4316
16:15	955	328	1283
16:30	972	297	1269
16:45	924	369	1293
17:00	945	275	1220
====	====	====	====
Hour Totals	3796	1269	5065
17:15	916	453	1369
17:30	938	340	1278
17:45	903	339	1242
18:00	832	264	1096
====	====	====	====
Hour Totals	3589	1396	4985
18:15	749	268	1017
18:30	756	191	947
18:45	725	150	875
19:00	671	126	797
====	====	====	====
Hour Totals	2901	735	3636

\*\*\*\*\*

Greiner, Inc.  
Traffic Counts  
Volume by Lane Report

Page 4

\*\*\*\*\*  
Data File : D1018007.PRN  
Station : 000000000012  
Identification : 000000000012  
\*\*\*\*\*  
Lanes 1-2 are Northbound

Thu - Oct 18, 90

Lane	1	2	Total
19:15	667	149	816
19:30	569	126	695
19:45	517	95	612
20:00	471	100	571
=====	=====	=====	=====
Hour Totals	2224	470	2694
20:15	414	123	537
20:30	382	89	471
20:45	394	86	480
21:00	386	93	479
=====	=====	=====	=====
Hour Totals	1576	391	1967
21:15	440	112	552
21:30	429	113	542
21:45	438	99	537
22:00	404	79	483
=====	=====	=====	=====
Hour Totals	1711	403	2114
22:15	430	82	512
22:30	306	129	435
22:45	346	142	488
23:00	252	126	378
=====	=====	=====	=====
Hour Totals	1334	479	1813
23:15	113	121	234
23:30	94	113	207
23:45	86	117	203
24:00	52	86	138
=====	=====	=====	=====
Hour Totals	345	437	782
Grand Totals	55281	12832	68113
Percentages	81.2	18.8	

\*\*\*\*\*

Greiner, Inc.  
Traffic Counts  
Volume by Lane Report

Page 1

\*\*\*\*\*

Data File : D1019007.PRN  
 Station : 0000000000012 Count ratio : 2.00  
 Identification : 0000000000012 Interval : 15 minutes  
 Start date : Oct 19, 90 Start time : 00:00  
 Stop date : Oct 19, 90 Stop time : 24:00  
 City/Town : TAMPA County : HILLSBOROUGH  
 Location : I-275/WESTSHORE 1=NB MAINLINE 2=ON RAMP

\*\*\*\*\*

Lanes 1-2 are Northbound

Fri - Oct 19, 90

Lane	1	2	Total
00:15	68	52	120
00:30	73	67	140
00:45	77	70	147
01:00	59	49	108
===== Hour Totals	277	238	515
01:15	47	38	85
01:30	42	36	78
01:45	36	44	80
02:00	48	45	93
===== Hour Totals	173	163	336
02:15	59	46	105
02:30	47	33	80
02:45	45	44	89
03:00	31	39	70
===== Hour Totals	182	162	344
03:15	42	37	79
03:30	37	30	67
03:45	45	33	78
04:00	54	23	77
===== Hour Totals	178	123	301
04:15	51	9	60
04:30	70	15	85
04:45	132	8	140
05:00	124	6	130
===== Hour Totals	377	38	415
05:15	230	14	244
05:30	251	11	262
05:45	347	23	370
06:00	406	13	419
===== Hour Totals	1234	61	1295

\*\*\*\*\*



Greiner, Inc.  
Traffic Counts  
Volume by Lane Report

Page 2

\*\*\*\*\*  
Data File : D1019007.PRN  
Station : 000000000012  
Identification : 000000000012  
\*\*\*\*\*  
Lanes 1-2 are Northbound

Fri - Oct 19, 90

Lane	1	2	Total
06:15	524	26	550
06:30	766	47	813
06:45	954	47	1001
07:00	1091	71	1162
====	====	====	====
Hour Totals	3335	191	3526
07:15	1102	98	1200
07:30	1247	169	1416
07:45	1218	174	1392
08:00	1193	160	1353
====	====	====	====
Hour Totals	4760	601	5361
08:15	1184	142	1326
08:30	1248	123	1371
08:45	1187	170	1357
09:00	1083	174	1257
====	====	====	====
Hour Totals	4702	609	5311
09:15	1037	146	1183
09:30	1024	142	1166
09:45	1056	132	1188
10:00	1035	133	1168
====	====	====	====
Hour Totals	4152	553	4705
10:15	992	114	1106
10:30	863	168	1031
10:45	862	172	1034
11:00	899	182	1081
====	====	====	====
Hour Totals	3616	636	4252
11:15	898	166	1064
11:30	865	172	1037
11:45	941	205	1146
12:00	955	168	1123
====	====	====	====
Hour Totals	3659	711	4370
12:15	797	205	1002
12:30	876	212	1088
12:45	854	206	1060

\*\*\*\*\*

Greiner, Inc.  
Traffic Counts  
Volume by Lane Report

Page 3

\*\*\*\*\*  
Data File : D1019007.PRN  
Station : 000000000012  
Identification : 000000000012  
\*\*\*\*\*

Lanes 1-2 are Northbound

Fri - Oct 19, 90

Lane	1	2	Total
-----	-----	-----	-----
13:00	834	218	1052
=====	=====	=====	=====
Hour Totals	3361	841	4202
13:15	849	222	1071
13:30	857	219	1076
13:45	852	240	1092
14:00	853	208	1061
=====	=====	=====	=====
Hour Totals	3411	889	4300
14:15	902	228	1130
14:30	930	203	1133
14:45	833	215	1048
15:00	867	220	1087
=====	=====	=====	=====
Hour Totals	3532	866	4398
15:15	883	229	1112
15:30	954	273	1227
15:45	993	269	1262
16:00	1005	262	1267
=====	=====	=====	=====
Hour Totals	3835	1033	4868
16:15	1028	324	1352
16:30	1063	312	1375
16:45	964	347	1311
17:00	935	301	1236
=====	=====	=====	=====
Hour Totals	3990	1284	5274
17:15	909	408	1317
17:30	946	348	1294
17:45	893	334	1227
18:00	849	283	1132
=====	=====	=====	=====
Hour Totals	3597	1373	4970
18:15	755	213	968
18:30	887	195	1082
18:45	798	143	941
19:00	805	155	960
=====	=====	=====	=====
Hour Totals	3245	706	3951

\*\*\*\*\*

Greiner, Inc.  
Traffic Counts  
Volume by Lane Report

Page 4

\*\*\*\*\*

Data File : D1019007.PRN  
Station : 0000000000012  
Identification : 0000000000012

\*\*\*\*\*

Lanes 1-2 are Northbound

Fri - Oct 19, 90

Lane	1	2	Total
19:15	772	133	905
19:30	712	120	832
19:45	669	112	781
20:00	573	87	660
=====	=====	=====	=====
Hour Totals	2726	452	3178
20:15	515	113	628
20:30	481	93	574
20:45	417	79	496
21:00	448	83	531
=====	=====	=====	=====
Hour Totals	1861	368	2229
21:15	436	113	549
21:30	391	90	481
21:45	402	70	472
22:00	361	73	434
=====	=====	=====	=====
Hour Totals	1590	346	1936
22:15	413	81	494
22:30	374	79	453
22:45	456	39	495
23:00	403	60	463
=====	=====	=====	=====
Hour Totals	1646	259	1905
23:15	361	66	427
23:30	366	93	459
23:45	365	69	434
24:00	342	45	387
=====	=====	=====	=====
Hour Totals	1434	273	1707
Grand Totals	60873	12776	73649
Percentages	82.7	17.3	

\*\*\*\*\*

Greiner, Inc.  
Traffic Counts  
Volume by Lane Report

Page 1

\*\*\*\*\*

```
Data File      : D1020007.PRN
Station       : 0000000000012          Count ratio : 2.00
Identification : 0000000000012          Interval    : 15 minutes
Start date    : Oct 20, 90              Start time   : 00:00
Stop date     : Oct 20, 90              Stop time    : 24:00
City/Town     : TAMPA                    County       : HILLSBOROUGH
Location      : I-275/WESTSHORE 1=NB MAINLINE 2=ON RAMP
```

\*\*\*\*\*

Lanes 1-2 are Northbound

Sat - Oct 20, 90

Lane	1	2	Total
00:15	280	63	343
00:30	311	54	365
00:45	235	57	292
01:00	194	40	234
====	====	====	====
Hour Totals	1020	214	1234
01:15	174	39	213
01:30	150	37	187
01:45	134	32	166
02:00	131	38	169
====	====	====	====
Hour Totals	589	146	735
02:15	146	26	172
02:30	108	22	130
02:45	126	36	162
03:00	91	46	137
====	====	====	====
Hour Totals	471	130	601
03:15	97	20	117
03:30	108	12	120
03:45	113	14	127
04:00	109	9	118
====	====	====	====
Hour Totals	427	55	482
04:15	87	8	95
04:30	63	15	78
04:45	82	3	85
05:00	103	17	120
====	====	====	====
Hour Totals	335	43	378
05:15	127	10	137
05:30	156	13	169
05:45	157	12	169
06:00	213	13	226
====	====	====	====
Hour Totals	653	48	701

\*\*\*\*\*

Greiner, Inc.  
Traffic Counts  
Volume by Lane Report

Page 2

\*\*\*\*\*  
Data File : D1020007.PRN  
Station : 0000000000012  
Identification : 0000000000012  
\*\*\*\*\*  
Lanes 1-2 are Northbound

Sat - Oct 20, 90

Lane	1	2	Total
06:15	242	14	256
06:30	337	18	355
06:45	441	20	461
07:00	495	29	524
===== Hour Totals	1515	81	1596
07:15	410	51	461
07:30	540	48	588
07:45	556	39	595
08:00	659	60	719
===== Hour Totals	2165	198	2363
08:15	585	34	619
08:30	677	59	736
08:45	797	53	850
09:00	811	61	872
===== Hour Totals	2870	207	3077
09:15	685	67	752
09:30	726	70	796
09:45	792	78	870
10:00	694	80	774
===== Hour Totals	2897	295	3192
10:15	660	86	746
10:30	761	66	827
10:45	782	97	879
11:00	770	111	881
===== Hour Totals	2973	360	3333
11:15	798	123	921
11:30	822	107	929
11:45	828	91	919
12:00	781	117	898
===== Hour Totals	3229	438	3667
12:15	735	137	872
12:30	763	136	899
12:45	738	124	862

\*\*\*\*\*

Greiner, Inc.  
Traffic Counts  
Volume by Lane Report

Page 3

\*\*\*\*\*  
Data File : D1020007.PRN  
Station : 000000000012  
Identification : 000000000012  
\*\*\*\*\*  
Lanes 1-2 are Northbound

Sat - Oct 20, 90

Lane	1	2	Total
13:00	714	134	848
Hour Totals	2950	531	3481
13:15	715	156	871
13:30	684	131	815
13:45	672	117	789
14:00	639	119	758
Hour Totals	2710	523	3233
14:15	665	132	797
14:30	596	144	740
14:45	666	119	785
15:00	621	153	774
Hour Totals	2548	548	3096
15:15	630	97	727
15:30	641	99	740
15:45	652	127	779
16:00	665	132	797
Hour Totals	2588	455	3043
16:15	632	115	747
16:30	620	105	725
16:45	670	129	799
17:00	633	116	749
Hour Totals	2555	465	3020
17:15	600	126	726
17:30	672	104	776
17:45	583	103	686
18:00	594	85	679
Hour Totals	2449	418	2867
18:15	656	101	757
18:30	639	108	747
18:45	667	86	753
19:00	659	83	742
Hour Totals	2621	378	2999

\*\*\*\*\*

Greiner, Inc.  
Traffic Counts  
Volume by Lane Report

Page 4

\*\*\*\*\*  
Data File : D1020007.PRN  
Station : 000000000012  
Identification : 000000000012  
\*\*\*\*\*  
Lanes 1-2 are Northbound

Sat - Oct 20, 90

Lane	1	2	Total
19:15	604	93	697
19:30	585	106	691
19:45	559	90	649
20:00	499	72	571
=====	=====	=====	=====
Hour Totals	2247	361	2608
20:15	419	74	493
20:30	358	65	423
20:45	466	54	520
21:00	434	63	497
=====	=====	=====	=====
Hour Totals	1677	256	1933
21:15	453	73	526
21:30	365	67	432
21:45	406	61	467
22:00	407	57	464
=====	=====	=====	=====
Hour Totals	1631	258	1889
22:15	390	34	424
22:30	395	58	453
22:45	371	44	415
23:00	413	45	458
=====	=====	=====	=====
Hour Totals	1569	181	1750
23:15	497	62	559
23:30	531	70	601
23:45	720	72	792
24:00	676	63	739
=====	=====	=====	=====
Hour Totals	2424	267	2691
=====	=====	=====	=====
Grand Totals	47113	6856	53969
Percentages	87.3	12.7	

\*\*\*\*\*

Greiner, Inc.  
Traffic Counts  
Volume by Lane Report

Page 21

```
*****
Data File       : D1021007.PRN
Station        : 000000000012          Count ratio : 2.00
Identification : 000000000012          Interval    : 15 minutes
Start date     : Oct 21, 90             Start time   : 00:00
Stop date      : Oct 21, 90             Stop time    : 24:00
City/Town      : TAMPA                  County       : HILLSBOROUGH
Location       : I-275/WESTSHORE 1=NB MAINLINE 2=ON RAMP
*****
Lanes 1-2 are Northbound
*****
```

Sun - Oct 21, 90

Lane	1	2	Total
00:15	505	45	550
00:30	373	85	458
00:45	242	51	293
01:00	242	53	295
=====	=====	=====	=====
Hour Totals	1362	234	1596
01:15	189	50	239
01:30	183	37	220
01:45	184	45	229
02:00	138	20	158
=====	=====	=====	=====
Hour Totals	694	152	846
02:15	187	36	223
02:30	134	30	164
02:45	140	37	177
03:00	81	35	116
=====	=====	=====	=====
Hour Totals	542	138	680
03:15	105	28	133
03:30	96	24	120
03:45	87	9	96
04:00	70	17	87
=====	=====	=====	=====
Hour Totals	358	78	436
04:15	57	4	61
04:30	32	7	39
04:45	41	7	48
05:00	66	4	70
=====	=====	=====	=====
Hour Totals	196	22	218
05:15	78	10	88
05:30	65	11	76
05:45	90	2	92
06:00	143	4	147
=====	=====	=====	=====
Hour Totals	376	27	403

\*\*\*\*\*



Greiner, Inc.  
Traffic Counts  
Volume by Lane Report

Page 22

\*\*\*\*\*  
Data File : D1021007.PRN  
Station : 000000000012  
Identification : 000000000012  
\*\*\*\*\*

Lanes 1-2 are Northbound

Sun - Oct 21, 90

Lane	1	2	Total
06:15	158	10	168
06:30	216	13	229
06:45	271	28	299
07:00	319	27	346
===== Hour Totals	964	78	1042
07:15	307	23	330
07:30	305	28	333
07:45	334	28	362
08:00	306	17	323
===== Hour Totals	1252	96	1348
08:15	304	25	329
08:30	359	29	388
08:45	421	40	461
09:00	458	35	493
===== Hour Totals	1542	129	1671
09:15	496	55	551
09:30	475	39	514
09:45	573	37	610
10:00	667	43	710
===== Hour Totals	2211	174	2385
10:15	703	54	757
10:30	762	49	811
10:45	922	59	981
11:00	911	56	967
===== Hour Totals	3298	218	3516
11:15	935	75	1010
11:30	944	65	1009
11:45	970	59	1029
12:00	947	66	1013
===== Hour Totals	3796	265	4061
12:15	883	68	951
12:30	818	84	902
12:45	739	66	805

\*\*\*\*\* )

Greiner, Inc.  
Traffic Counts  
Volume by Lane Report

Page 23

\*\*\*\*\*  
Data File : D1021007.PRN  
Station : 000000000012  
Identification : 000000000012  
\*\*\*\*\*

Lanes 1-2 are Northbound

Sun - Oct 21, 90

Lane	1	2	Total
13:00	670	71	741
====	====	====	====
Hour Totals	3110	289	3399
13:15	629	72	701
13:30	583	55	638
13:45	590	90	680
14:00	588	86	674
====	====	====	====
Hour Totals	2390	303	2693
14:15	594	83	677
14:30	642	90	732
14:45	660	92	752
15:00	568	105	673
====	====	====	====
Hour Totals	2464	370	2834
15:15	574	91	665
15:30	640	80	720
15:45	679	108	787
16:00	619	90	709
====	====	====	====
Hour Totals	2512	369	2881
16:15	560	75	635
16:30	577	83	660
16:45	587	99	686
17:00	599	103	702
====	====	====	====
Hour Totals	2323	360	2683
17:15	611	103	714
17:30	628	93	721
17:45	680	110	790
18:00	661	109	770
====	====	====	====
Hour Totals	2580	415	2995
18:15	500	91	591
18:30	757	75	832
18:45	631	79	710
19:00	572	49	621
====	====	====	====
Hour Totals	2460	294	2754

\*\*\*\*\*

Greiner, Inc.  
Traffic Counts  
Volume by Lane Report

Page 24

\*\*\*\*\*  
Data File : D1021007.PRN  
Station : 000000000012  
Identification : 000000000012  
\*\*\*\*\*  
Lanes 1-2 are Northbound

Sun - Oct 21, 90

Lane	1	2	Total
19:15	518	49	567
19:30	563	57	620
19:45	532	61	593
20:00	457	46	503
=====	=====	=====	=====
Hour Totals	2070	213	2283
20:15	454	42	496
20:30	439	61	500
20:45	434	42	476
21:00	417	42	459
=====	=====	=====	=====
Hour Totals	1744	187	1931
21:15	415	34	449
21:30	390	34	424
21:45	331	27	358
22:00	298	32	330
=====	=====	=====	=====
Hour Totals	1434	127	1561
22:15	346	36	382
22:30	289	23	312
22:45	276	36	312
23:00	244	24	268
=====	=====	=====	=====
Hour Totals	1155	119	1274
23:15	256	31	287
23:30	231	29	260
23:45	254	36	290
24:00	183	21	204
=====	=====	=====	=====
Hour Totals	924	117	1041
=====	=====	=====	=====
Grand Totals	41757	4774	46531
Percentages	89.7	10.3	

\*\*\*\*\*

Greiner, Inc.  
Traffic Counts  
Volume by Lane Report

Page 1

```
*****
Data File       : D1022001.PRN
Station        : 000000000012
Identification  : 000000000012
Start date     : Oct 22, 90
Stop date      : Oct 22, 90
City/Town      : TAMPA
Location       : I-275/WESTSHORE 1=NB MAINLINE 2=ON RAMP
Count ratio    : 2.00
Interval       : 15 minutes
Start time     : 00:00
Stop time      : 24:00
County         : HILLSBOROUGH
*****
```

Lanes 1-2 are Northbound

Mon - Oct 22, 90

Lane	1	2	Total
00:15	43	90	133
00:30	51	80	131
00:45	54	77	131
01:00	47	54	101
====	====	====	====
Hour Totals	195	301	496
01:15	35	31	66
01:30	32	48	80
01:45	32	17	49
02:00	30	30	60
====	====	====	====
Hour Totals	129	126	255
02:15	39	26	65
02:30	43	12	55
02:45	67	6	73
03:00	52	6	58
====	====	====	====
Hour Totals	201	50	251
03:15	53	7	60
03:30	70	3	73
03:45	66	6	72
04:00	79	6	85
====	====	====	====
Hour Totals	268	22	290
04:15	66	5	71
04:30	83	4	87
04:45	103	6	109
05:00	137	10	147
====	====	====	====
Hour Totals	389	25	414
05:15	181	14	195
05:30	241	7	248
05:45	285	20	305
06:00	336	18	354
====	====	====	====
Hour Totals	1043	59	1102

\*\*\*\*\*

Greiner, Inc.  
Traffic Counts  
Volume by Lane Report

Page 1

\*\*\*\*\*  
Data File : D1022001.PRN  
Station : 000000000012  
Identification : 000000000012  
\*\*\*\*\*  
Lanes 1-2 are Northbound

Mon - Oct 22, 90

Lane	1	2	Total
06:15	491	29	520
06:30	627	29	656
06:45	838	43	881
07:00	652	53	705
===== Hour Totals	2608	154	2762
07:15	976	85	1061
07:30	1079	145	1224
07:45	1006	136	1142
08:00	996	123	1119
===== Hour Totals	4057	489	4546
08:15	944	128	1072
08:30	1094	140	1234
08:45	1056	127	1183
09:00	1034	138	1172
===== Hour Totals	4128	533	4661
09:15	874	139	1013
09:30	874	138	1012
09:45	869	152	1021
10:00	814	130	944
===== Hour Totals	3431	559	3990
10:15	751	118	869
10:30	724	132	856
10:45	872	139	1011
11:00	755	143	898
===== Hour Totals	3102	532	3634
11:15	787	135	922
11:30	797	158	955
11:45	711	177	888
12:00	656	181	837
===== Hour Totals	2951	651	3602
12:15	589	194	783
12:30	773	175	948
12:45	982	193	1175

\*\*\*\*\*

Greiner, Inc.  
Traffic Counts  
Volume by Lane Report

Page 1

\*\*\*\*\*  
Data File : D1022001.PRN  
Station : 000000000012  
Identification : 000000000012  
\*\*\*\*\*

Lanes 1-2 are Northbound

Mon - Oct 22, 90

Lane	1	2	Total
13:00	813	173	986
Hour Totals	3157	735	3892
13:15	613	205	818
13:30	704	187	891
13:45	702	195	897
14:00	684	213	897
Hour Totals	2703	800	3503
14:15	667	208	875
14:30	676	192	868
14:45	712	195	907
15:00	691	161	852
Hour Totals	2746	756	3502
15:15	697	179	876
15:30	765	166	931
15:45	862	215	1077
16:00	797	234	1031
Hour Totals	3121	794	3915
16:15	960	264	1224
16:30	836	293	1129
16:45	835	359	1194
17:00	812	308	1120
Hour Totals	3443	1224	4667
17:15	861	448	1309
17:30	937	338	1275
17:45	791	381	1172
18:00	756	264	1020
Hour Totals	3345	1431	4776
18:15	681	263	944
18:30	674	213	887
18:45	661	176	837
19:00	566	155	721
Hour Totals	2582	807	3389

\*\*\*\*\*

Greiner, Inc.  
Traffic Counts  
Volume by Lane Report

Page 4

```
*****
Data File       : D1022001.PRN
Station        : 000000000012
Identification  : 000000000012
*****
Lanes 1-2 are Northbound
```

Mon - Oct 22, 90

Lane	1	2	Total
19:15	554	150	704
19:30	514	124	638
19:45	431	108	539
20:00	387	81	468
====	====	====	====
Hour Totals	1886	463	2349
20:15	414	100	514
20:30	326	88	414
20:45	327	84	411
21:00	286	95	381
====	====	====	====
Hour Totals	1353	367	1720
21:15	365	105	470
21:30	286	92	378
21:45	319	64	383
22:00	262	46	308
====	====	====	====
Hour Totals	1232	307	1539
22:15	274	48	322
22:30	271	41	312
22:45	241	28	269
23:00	227	43	270
====	====	====	====
Hour Totals	1013	160	1173
23:15	203	38	241
23:30	209	28	237
23:45	175	28	203
24:00	148	20	168
====	====	====	====
Hour Totals	735	114	849
====	====	====	====
Grand Totals	49818	11459	61277
Percentages	81.3	18.7	

\*\*\*\*\*

Greiner, Inc.  
Traffic Counts  
Volume by Lane Report

Page 25

\*\*\*\*\*  
Data File : D1023007.PRN  
Station : 0000000000012 Count ratio : 2.00  
Identification : 0000000000012 Interval : 15 minutes  
Start date : Oct 23, 90 Start time : 00:00  
Stop date : Oct 23, 90 Stop time : 24:00  
City/Town : TAMPA County : HILLSBOROUGH  
Location : I-275/WESTSHORE 1=NB MAINLINE 2=ON RAMP  
\*\*\*\*\*  
Lanes 1-2 are Northbound  
-----

Tue - Oct 23, 90

Lane	1	2	Total
00:15	166	23	189
00:30	137	26	163
00:45	124	14	138
01:00	90	10	100
=====	=====	=====	=====
Hour Totals	517	73	590
01:15	84	17	101
01:30	79	14	93
01:45	69	2	71
02:00	92	9	101
=====	=====	=====	=====
Hour Totals	324	42	366
02:15	73	9	82
02:30	66	10	76
02:45	72	18	90
03:00	60	8	68
=====	=====	=====	=====
Hour Totals	271	45	316
03:15	54	7	61
03:30	71	7	78
03:45	78	8	86
04:00	64	3	67
=====	=====	=====	=====
Hour Totals	267	25	292
04:15	93	8	101
04:30	106	4	110
04:45	73	9	82
05:00	140	13	153
=====	=====	=====	=====
Hour Totals	412	34	446
05:15	142	13	155
05:30	231	11	242
05:45	279	17	296
06:00	316	22	338
=====	=====	=====	=====
Hour Totals	968	63	1031

\*\*\*\*\*

4-21



Greiner, Inc.  
Traffic Counts  
Volume by Lane Report

Page 26

\*\*\*\*\*  
Data File : D1023007.PRN  
Station : 000000000012  
Identification : 000000000012  
\*\*\*\*\*  
Lanes 1-2 are Northbound

Tue - Oct 23, 90

Lane	1	2	Total
06:15	442	41	483
06:30	647	31	678
06:45	892	56	948
07:00	906	66	972
=====	=====	=====	=====
Hour Totals	2887	194	3081
07:15	1018	103	1121
07:30	1109	123	1232
07:45	1208	146	1354
08:00	1074	153	1227
=====	=====	=====	=====
Hour Totals	4409	525	4934
08:15	1065	131	1196
08:30	1027	126	1153
08:45	992	141	1133
09:00	1009	164	1173
=====	=====	=====	=====
Hour Totals	4093	562	4655
09:15	868	170	1038
09:30	891	161	1052
09:45	864	149	1013
10:00	823	147	970
=====	=====	=====	=====
Hour Totals	3446	627	4073
10:15	806	121	927
10:30	768	140	908
10:45	790	137	927
11:00	715	149	864
=====	=====	=====	=====
Hour Totals	3079	547	3626
11:15	740	152	892
11:30	698	163	861
11:45	666	179	845
12:00	734	155	889
=====	=====	=====	=====
Hour Totals	2838	649	3487
12:15	739	172	911
12:30	697	184	881
12:45	699	180	879

\*\*\*\*\*

Greiner, Inc.  
Traffic Counts  
Volume by Lane Report

Page 27

\*\*\*\*\*  
Data File : D1023007.PRN  
Station : 000000000012  
Identification : 000000000012  
\*\*\*\*\*

Lanes 1-2 are Northbound

Tue - Oct 23, 90

Lane	1	2	Total
-----	-----	-----	-----
13:00	672	186	858
=====	=====	=====	=====
Hour Totals	2807	722	3529
13:15	644	189	833
13:30	660	206	866
13:45	726	195	921
14:00	705	167	872
=====	=====	=====	=====
Hour Totals	2735	757	3492
14:15	636	179	815
14:30	797	187	984
14:45	750	183	933
15:00	738	170	908
=====	=====	=====	=====
Hour Totals	2921	719	3640
15:15	694	203	897
15:30	739	186	925
15:45	886	165	1051
16:00	933	234	1167
=====	=====	=====	=====
Hour Totals	3252	788	4040
16:15	866	287	1153
16:30	933	290	1223
16:45	912	363	1275
17:00	907	295	1202
=====	=====	=====	=====
Hour Totals	3618	1235	4853
17:15	952	470	1422
17:30	959	317	1276
17:45	868	346	1214
18:00	830	292	1122
=====	=====	=====	=====
Hour Totals	3609	1425	5034
18:15	788	271	1059
18:30	830	218	1048
18:45	848	188	1036
19:00	775	170	945
=====	=====	=====	=====
Hour Totals	3241	847	4088

\*\*\*\*\*

4-23

Greiner, Inc.  
Traffic Counts  
Volume by Lane Report

Page 26

\*\*\*\*\*  
Data File : D1023007.PRN  
Station : 000000000012  
Identification : 000000000012  
\*\*\*\*\*

Lanes 1-2 are Northbound

Tue - Oct 23, 90

Lane	1	2	Total
19:15	731	134	865
19:30	705	125	830
19:45	601	112	713
20:00	550	95	645
=====	=====	=====	=====
Hour Totals	2587	466	3053
20:15	386	93	479
20:30	373	95	468
20:45	316	104	420
21:00	318	94	412
=====	=====	=====	=====
Hour Totals	1393	386	1779
21:15	338	100	438
21:30	341	108	449
21:45	358	64	422
22:00	331	62	393
=====	=====	=====	=====
Hour Totals	1368	334	1702
22:15	305	69	374
22:30	331	47	378
22:45	243	46	289
23:00	261	45	306
=====	=====	=====	=====
Hour Totals	1140	207	1347
23:15	244	42	286
23:30	264	50	314
23:45	229	42	271
24:00	200	29	229
=====	=====	=====	=====
Hour Totals	937	163	1100
=====	=====	=====	=====
Grand Totals	53119	11435	64554
Percentages	82.3	17.7	

\*\*\*\*\*

Greiner, Inc.  
Traffic Counts  
Volume by Lane Report

Page 26

\*\*\*\*\*

```
Data File       : D1024008.PRN
Station        : 0000000000012          Count ratio : 2.00
Identification : 0000000000012          Interval    : 15 minutes
Start date     : Oct 24, 90              Start time   : 00:00
Stop date      : Oct 24, 90              Stop time    : 24:00
City/Town      : TAMPA                   County       : HILLSBOROUGH
Location       : I-275/WESTSHORE 1=NB MAINLINE 2=ON RAMP
```

\*\*\*\*\*

Lanes 1-2 are Northbound

-----  
Wed - Oct 24, 90

Lane	1	2	Total
00:15	188	42	230
00:30	153	20	173
00:45	129	22	151
01:00	103	16	119
=====	=====	=====	=====
Hour Totals	573	100	673
01:15	108	18	126
01:30	109	9	118
01:45	56	9	65
02:00	71	11	82
=====	=====	=====	=====
Hour Totals	344	47	391
02:15	102	12	114
02:30	86	7	93
02:45	80	8	88
03:00	62	8	70
=====	=====	=====	=====
Hour Totals	330	35	365
03:15	55	7	62
03:30	70	6	76
03:45	80	7	87
04:00	65	1	66
=====	=====	=====	=====
Hour Totals	270	21	291
04:15	81	4	85
04:30	76	8	84
04:45	94	9	103
05:00	115	5	120
=====	=====	=====	=====
Hour Totals	366	26	392
05:15	156	7	163
05:30	205	8	213
05:45	281	10	291
06:00	365	26	391
=====	=====	=====	=====
Hour Totals	1007	51	1058

\*\*\*\*\*

Greiner, Inc.  
Traffic Counts  
Volume by Lane Report

Page 27

\*\*\*\*\*  
Data File : D1024008.PRN  
Station : 0000000000012  
Identification : 0000000000012  
\*\*\*\*\*  
Lanes 1-2 are Northbound

Wed - Oct 24, 90

Lane	1	2	Total
06:15	464	38	502
06:30	642	44	686
06:45	903	44	947
07:00	878	66	944
===== Hour Totals	2887	192	3079
07:15	999	89	1088
07:30	1128	128	1256
07:45	1214	166	1380
08:00	1019	161	1180
===== Hour Totals	4360	544	4904
08:15	1105	116	1221
08:30	1048	138	1186
08:45	1040	137	1177
09:00	943	133	1076
===== Hour Totals	4136	524	4660
09:15	836	146	982
09:30	879	132	1011
09:45	921	154	1075
10:00	855	137	992
===== Hour Totals	3491	569	4060
10:15	765	119	884
10:30	831	136	967
10:45	749	139	888
11:00	743	127	870
===== Hour Totals	3088	521	3609
11:15	760	138	898
11:30	727	155	882
11:45	815	177	992
12:00	793	173	966
===== Hour Totals	3095	643	3738
12:15	725	191	916
12:30	763	129	892
12:45	742	169	911

\*\*\*\*\*

Greiner, Inc.  
Traffic Counts  
Volume by Lane Report

Page 28

\*\*\*\*\*  
Data File : D1024008.PRN  
Station : 0000000000012  
Identification : 0000000000012  
\*\*\*\*\*  
Lanes 1-2 are Northbound

Wed - Oct 24, 90

Lane	1	2	Total
13:00	687	170	857
=====	=====	=====	=====
Hour Totals	2917	659	3576
13:15	676	211	887
13:30	689	181	870
13:45	703	194	897
14:00	725	197	922
=====	=====	=====	=====
Hour Totals	2793	783	3576
14:15	706	186	892
14:30	759	195	954
14:45	752	187	939
15:00	714	180	894
=====	=====	=====	=====
Hour Totals	2931	748	3679
15:15	793	199	992
15:30	852	206	1058
15:45	889	228	1117
16:00	889	249	1138
=====	=====	=====	=====
Hour Totals	3423	882	4305
16:15	905	281	1186
16:30	908	323	1231
16:45	929	379	1308
17:00	847	322	1169
=====	=====	=====	=====
Hour Totals	3589	1305	4894
17:15	906	459	1365
17:30	895	327	1222
17:45	905	345	1250
18:00	780	273	1053
=====	=====	=====	=====
Hour Totals	3486	1404	4890
18:15	822	272	1094
18:30	742	205	947
18:45	682	171	853
19:00	652	154	806
=====	=====	=====	=====
Hour Totals	2898	802	3700

\*\*\*\*\*

4-27

Greiner, Inc.  
Traffic Counts  
Volume by Lane Report

Page 29

\*\*\*\*\*  
Data File : D1024008.PRN  
Station : 000000000012  
Identification : 000000000012  
\*\*\*\*\* \*  
Lanes 1-2 are Northbound

Wed - Oct 24, 90

Lane	1	2	Total
19:15	606	146	752
19:30	569	120	689
19:45	561	119	680
20:00	464	103	567
=====	=====	=====	=====
Hour Totals	2200	488	2688
20:15	403	88	491
20:30	384	101	485
20:45	325	91	416
21:00	337	83	420
=====	=====	=====	=====
Hour Totals	1449	363	1812
21:15	385	117	502
21:30	312	117	429
21:45	343	57	400
22:00	353	58	411
=====	=====	=====	=====
Hour Totals	1393	349	1742
22:15	297	65	362
22:30	297	36	333
22:45	311	36	347
23:00	241	32	273
=====	=====	=====	=====
Hour Totals	1146	169	1315
23:15	263	54	317
23:30	245	48	293
23:45	193	30	223
24:00	181	24	205
=====	=====	=====	=====
Hour Totals	882	156	1038
=====	=====	=====	=====
Grand Totals	53054	11381	64435
Percentages	82.3	17.7	

\*\*\*\*\*

Greiner, Inc.  
Traffic Counts  
Volume by Lane Report

Page

\*\*\*\*\*

Data File : D1018008.PRN  
Station : 0000000000015 Count ratio : 2.00  
Identification : 0000000000015 Interval : 15 minutes  
Start date : Oct 18, 90 Start time : 00:00  
Stop date : Oct 18, 90 Stop time : 24:00  
City/Town : TAMPA County : HILLSBOROUGH  
Location : I-275/WESTSHORE 1=SB MAINLINE 2=OFF RAMP

\*\*\*\*\*

Lanes 1-2 are Southbound

Thu - Oct 18, 90

Lane	1	2	Total
-----	-----	-----	-----
00:15	157	23	180
00:30	138	18	156
00:45	113	14	127
01:00	102	19	121
=====	=====	=====	=====
Hour Totals	510	74	584
01:15	79	13	92
01:30	88	10	98
01:45	82	11	93
02:00	75	11	86
=====	=====	=====	=====
Hour Totals	324	45	369
02:15	97	15	112
02:30	74	9	83
02:45	61	11	72
03:00	70	11	81
=====	=====	=====	=====
Hour Totals	302	46	348
03:15	78	10	88
03:30	65	10	75
03:45	66	10	76
04:00	73	6	79
=====	=====	=====	=====
Hour Totals	282	36	318
04:15	81	3	84
04:30	92	2	94
04:45	93	4	97
05:00	106	12	118
=====	=====	=====	=====
Hour Totals	372	21	393
05:15	145	7	152
05:30	199	13	212
05:45	226	20	246
06:00	332	35	367
=====	=====	=====	=====
Hour Totals	902	75	977

\*\*\*\*\*



Greiner, Inc.  
Traffic Counts  
Volume by Lane Report

Page 2

\*\*\*\*\*  
Data File : D1018008.PRN  
Station : 0000000000015  
Identification : 0000000000015  
\*\*\*\*\*

Lanes 1-2 are Southbound  
-----

Thu - Oct 18, 90

Lane	1	2	Total
06:15	405	41	446
06:30	584	99	683
06:45	789	125	914
07:00	842	211	1053
=====	=====	=====	=====
Hour Totals	2620	476	3096
07:15	887	229	1116
07:30	873	291	1164
07:45	937	338	1275
08:00	850	369	1219
=====	=====	=====	=====
Hour Totals	3547	1227	4774
08:15	873	303	1176
08:30	886	312	1198
08:45	801	272	1073
09:00	758	267	1025
=====	=====	=====	=====
Hour Totals	3318	1154	4472
09:15	689	218	907
09:30	684	174	858
09:45	666	168	834
10:00	628	152	780
=====	=====	=====	=====
Hour Totals	2667	712	3379
10:15	662	140	802
10:30	658	151	809
10:45	705	151	856
11:00	721	147	868
=====	=====	=====	=====
Hour Totals	2746	589	3335
11:15	700	168	868
11:30	665	159	824
11:45	722	212	934
12:00	709	197	906
=====	=====	=====	=====
Hour Totals	2796	736	3532
12:15	755	202	957
12:30	713	190	903
12:45	693	204	897

\*\*\*\*\*

4-30

Greiner, Inc.  
Traffic Counts  
Volume by Lane Report

Page 1

\*\*\*\*\*

Data File : D1018008.PRN  
Station : 000000000015  
Identification : 000000000015

\*\*\*\*\*

Lanes 1-2 are Southbound

Thu - Oct 18, 90

Lane	1	2	Total
-----	-----	-----	-----
13:00	749	174	923
=====	=====	=====	=====
Hour Totals	2910	770	3680
13:15	711	200	911
13:30	746	143	889
13:45	778	173	951
14:00	712	153	865
=====	=====	=====	=====
Hour Totals	2947	669	3616
14:15	748	151	899
14:30	774	168	942
14:45	808	180	988
15:00	844	161	1005
=====	=====	=====	=====
Hour Totals	3174	660	3834
15:15	793	164	957
15:30	861	162	1023
15:45	920	138	1058
16:00	961	156	1117
=====	=====	=====	=====
Hour Totals	3535	620	4155
16:15	907	154	1061
16:30	902	249	1151
16:45	912	187	1099
17:00	890	201	1091
=====	=====	=====	=====
Hour Totals	3611	791	4402
17:15	923	167	1090
17:30	811	190	1001
17:45	805	218	1023
18:00	825	129	954
=====	=====	=====	=====
Hour Totals	3364	704	4068
18:15	762	108	870
18:30	749	112	861
18:45	764	121	885
19:00	698	114	812
=====	=====	=====	=====
Hour Totals	2973	455	3428

\*\*\*\*\*

Greiner, Inc.  
Traffic Counts  
Volume by Lane Report

Page 1

\*\*\*\*\*

Data File : D1018008.PRN  
Station : 000000000015  
Identification : 000000000015

\*\*\*\*\*

Lanes 1-2 are Southbound

Thu - Oct 18, 90

Lane	1	2	Total
19:15	634	118	752
19:30	629	111	740
19:45	571	100	671
20:00	547	78	625
=====	=====	=====	=====
Hour Totals	2381	407	2788
20:15	520	76	596
20:30	476	80	556
20:45	454	77	531
21:00	474	59	533
=====	=====	=====	=====
Hour Totals	1924	292	2216
21:15	446	53	499
21:30	503	66	569
21:45	459	73	532
22:00	404	54	458
=====	=====	=====	=====
Hour Totals	1812	246	2058
22:15	396	33	429
22:30	379	42	421
22:45	368	32	400
23:00	395	28	423
=====	=====	=====	=====
Hour Totals	1538	135	1673
23:15	403	25	428
23:30	357	27	384
23:45	264	24	288
24:00	172	20	192
=====	=====	=====	=====
Hour Totals	1196	96	1292
=====	=====	=====	=====
Grand Totals	51751	11036	62787
Percentages	82.4	17.6	

\*\*\*\*\*

Greiner, Inc.  
Traffic Counts  
Volume by Lane Report

Page 1

\*\*\*\*\*

Data File : D1019008.PRN  
Station : 0000000000015 Count ratio : 2.00  
Identification : 0000000000015 Interval : 15 minutes  
Start date : Oct 19, 90 Start time : 00:00  
Stop date : Oct 19, 90 Stop time : 24:00  
City/Town : TAMPA County : HILLSBOROUGH  
Location : I-275/WESTSHORE 1=SB MAINLINE 2=OFF RAMP

\*\*\*\*\*

Lanes 1-2 are Southbound

Fri - Oct 19, 90

Lane	1	2	Total
00:15	158	25	183
00:30	146	19	165
00:45	117	15	132
01:00	92	20	112
=====	=====	=====	=====
Hour Totals	513	79	592
01:15	78	14	92
01:30	82	11	93
01:45	79	10	89
02:00	83	14	97
=====	=====	=====	=====
Hour Totals	322	49	371
02:15	84	17	101
02:30	70	10	80
02:45	72	11	83
03:00	65	12	77
=====	=====	=====	=====
Hour Totals	291	50	341
03:15	74	9	83
03:30	66	7	73
03:45	63	11	74
04:00	79	5	84
=====	=====	=====	=====
Hour Totals	282	32	314
04:15	87	2	89
04:30	90	5	95
04:45	105	7	112
05:00	119	13	132
=====	=====	=====	=====
Hour Totals	401	27	428
05:15	143	11	154
05:30	205	15	220
05:45	243	21	264
06:00	340	37	377
=====	=====	=====	=====
Hour Totals	931	84	1015

\*\*\*\*\*

Greiner, Inc.  
Traffic Counts  
Volume by Lane Report

Page 1

\*\*\*\*\*

Data File : D1019008.PRN  
Station : 0000000000015  
Identification : 0000000000015

\*\*\*\*\*

Lanes 1-2 are Southbound

Fri - Oct 19, 90

Lane	1	2	Total
06:15	402	53	455
06:30	578	109	687
06:45	799	112	911
07:00	874	205	1079
===== Hour Totals	2653	479	3132
07:15	867	256	1123
07:30	891	289	1180
07:45	921	323	1244
08:00	868	362	1230
===== Hour Totals	3547	1230	4777
08:15	866	301	1167
08:30	876	311	1187
08:45	817	261	1078
09:00	734	247	981
===== Hour Totals	3293	1120	4413
09:15	667	203	870
09:30	673	178	851
09:45	654	173	827
10:00	640	180	820
===== Hour Totals	2634	734	3368
10:15	671	151	822
10:30	675	168	843
10:45	699	159	858
11:00	713	175	888
===== Hour Totals	2758	653	3411
11:15	670	155	825
11:30	769	171	940
11:45	768	189	957
12:00	792	200	992
===== Hour Totals	2999	715	3714
12:15	824	162	986
12:30	825	204	1029
12:45	786	198	984

\*\*\*\*\*

Greiner, Inc.  
Traffic Counts  
Volume by Lane Report

Page 1

\*\*\*\*\*  
Data File : D1019008.PRN  
Station : 0000000000015  
Identification : 0000000000015  
\*\*\*\*\*

Lanes 1-2 are Southbound  
-----

Fri - Oct 19, 90

Lane	1	2	Total
-----	-----	-----	-----
13:00	726	207	933
=====	=====	=====	=====
Hour Totals	3161	771	3932
13:15	822	179	1001
13:30	749	173	922
13:45	756	173	929
14:00	831	177	1008
=====	=====	=====	=====
Hour Totals	3158	702	3860
14:15	835	182	1017
14:30	849	174	1023
14:45	888	179	1067
15:00	907	173	1080
=====	=====	=====	=====
Hour Totals	3479	708	4187
15:15	853	176	1029
15:30	926	176	1102
15:45	989	148	1137
16:00	983	168	1151
=====	=====	=====	=====
Hour Totals	3751	668	4419
16:15	975	166	1141
16:30	940	259	1199
16:45	981	201	1182
17:00	957	216	1173
=====	=====	=====	=====
Hour Totals	3853	842	4695
17:15	992	179	1171
17:30	872	204	1076
17:45	866	234	1100
18:00	887	139	1026
=====	=====	=====	=====
Hour Totals	3617	756	4373
18:15	819	116	935
18:30	805	120	925
18:45	819	130	949
19:00	750	122	872
=====	=====	=====	=====
Hour Totals	3193	488	3681

\*\*\*\*\*

Greiner, Inc.  
Traffic Counts  
Volume by Lane Report

Page 4

\*\*\*\*\*

Data File : D1019008.PRN  
Station : 000000000015  
Identification : 000000000015

\*\*\*\*\*

Lanes 1-2 are Southbound

Fri - Oct 19, 90

Lane	1	2	Total
19:15	682	127	809
19:30	676	119	795
19:45	614	108	722
20:00	588	94	682
=====	=====	=====	=====
Hour Totals	2560	448	3008
20:15	559	82	641
20:30	512	86	598
20:45	488	83	571
21:00	510	64	574
=====	=====	=====	=====
Hour Totals	2069	315	2384
21:15	480	57	537
21:30	541	71	612
21:45	494	79	573
22:00	434	58	492
=====	=====	=====	=====
Hour Totals	1949	265	2214
22:15	426	36	462
22:30	407	45	452
22:45	396	37	433
23:00	363	30	393
=====	=====	=====	=====
Hour Totals	1592	148	1740
23:15	411	31	442
23:30	327	27	354
23:45	286	29	315
24:00	161	26	187
=====	=====	=====	=====
Hour Totals	1185	113	1298
=====	=====	=====	=====
Grand Totals	54191	11476	65667
Percentages	82.5	17.5	

\*\*\*\*\*

Greiner, Inc.  
Traffic Counts  
Volume by Lane Report

Page 1

\*\*\*\*\*

Data File : D1020008.PRN  
Station : 000000000015 Count ratio : 2.00  
Identification : 000000000015 Interval : 15 minutes  
Start date : Oct 20, 90 Start time : 00:00  
Stop date : Oct 20, 90 Stop time : 24:00  
City/Town : TAMPA County : HILLSBOROUGH  
Location : I-275/WESTSHORE 1=SB MAINLINE 2=OFF RAMP

\*\*\*\*\*

Lanes 1-2 are Southbound

Sat - Oct 20, 90

Lane	1	2	Total
00:15	151	22	173
00:30	132	15	147
00:45	105	14	119
01:00	83	17	100
===== Hour Totals	471	68	539
01:15	72	11	83
01:30	74	9	83
01:45	71	10	81
02:00	75	9	84
===== Hour Totals	292	39	331
02:15	76	12	88
02:30	63	11	74
02:45	65	7	72
03:00	59	6	65
===== Hour Totals	263	36	299
03:15	67	9	76
03:30	59	4	63
03:45	57	7	64
04:00	71	4	75
===== Hour Totals	254	24	278
04:15	78	3	81
04:30	81	3	84
04:45	95	6	101
05:00	107	10	117
===== Hour Totals	361	22	383
05:15	129	7	136
05:30	185	11	196
05:45	219	19	238
06:00	306	30	336
===== Hour Totals	839	67	906

\*\*\*\*\*

4-37



Greiner, Inc.  
Traffic Counts  
Volume by Lane Report

Page 1

\*\*\*\*\*  
Data File : D1020008.PRN  
Station : 000000000015  
Identification : 000000000015  
\*\*\*\*\*

Lanes 1-2 are Southbound  
-----

Sat - Oct 20, 90

Lane	1	2	Total
06:15	360	48	408
06:30	522	98	620
06:45	719	101	820
07:00	787	185	972
=====	=====	=====	=====
Hour Totals	2388	432	2820
07:15	780	231	1011
07:30	802	260	1062
07:45	829	294	1123
08:00	781	326	1107
=====	=====	=====	=====
Hour Totals	3192	1111	4303
08:15	779	271	1050
08:30	788	280	1068
08:45	735	235	970
09:00	661	222	883
=====	=====	=====	=====
Hour Totals	2963	1008	3971
09:15	602	187	789
09:30	606	163	769
09:45	589	156	745
10:00	576	160	736
=====	=====	=====	=====
Hour Totals	2373	666	3039
10:15	597	134	731
10:30	608	150	758
10:45	639	143	782
11:00	635	156	791
=====	=====	=====	=====
Hour Totals	2479	583	3062
11:15	603	140	743
11:30	697	154	851
11:45	691	170	861
12:00	713	178	891
=====	=====	=====	=====
Hour Totals	2704	642	3346
12:15	733	146	879
12:30	737	182	919
12:45	702	176	878

\*\*\*\*\*

Greiner, Inc.  
Traffic Counts  
Volume by Lane Report

Page 3

\*\*\*\*\*  
Data File : D1020008.PRN  
Station : 000000000015  
Identification : 000000000015  
\*\*\*\*\*

Lanes 1-2 are Southbound  
-----

Sat - Oct 20, 90

Lane	1	2	Total
-----	-----	-----	-----
13:00	653	186	839
=====	=====	=====	=====
Hour Totals	2825	690	3515
13:15	740	161	901
13:30	674	156	830
13:45	680	157	837
14:00	741	159	900
=====	=====	=====	=====
Hour Totals	2835	633	3468
14:15	757	165	922
14:30	769	166	935
14:45	805	153	958
15:00	822	158	980
=====	=====	=====	=====
Hour Totals	3153	642	3795
15:15	698	131	829
15:30	713	112	825
15:45	762	129	891
16:00	757	145	902
=====	=====	=====	=====
Hour Totals	2930	517	3447
16:15	780	139	919
16:30	752	176	928
16:45	785	175	960
17:00	766	184	950
=====	=====	=====	=====
Hour Totals	3083	674	3757
17:15	873	166	1039
17:30	767	179	946
17:45	762	198	960
18:00	781	121	902
=====	=====	=====	=====
Hour Totals	3183	664	3847
18:15	753	102	855
18:30	741	111	852
18:45	754	127	881
19:00	690	108	798
=====	=====	=====	=====
Hour Totals	2938	448	3386

\*\*\*\*\*

Greiner, Inc.  
Traffic Counts  
Volume by Lane Report

Page 4

\*\*\*\*\*  
Data File : D1020008.PRN  
Station : 000000000015  
Identification : 000000000015  
\*\*\*\*\*

Lanes 1-2 are Southbound

Sat - Oct 20, 90

Lane	1	2	Total
19:15	559	99	658
19:30	554	102	656
19:45	503	89	592
20:00	482	76	558
===== Hour Totals	2098	366	2464
20:15	503	82	585
20:30	461	72	533
20:45	439	71	510
21:00	459	58	517
===== Hour Totals	1862	283	2145
21:15	432	54	486
21:30	487	66	553
21:45	445	71	516
22:00	391	47	438
===== Hour Totals	1755	238	1993
22:15	358	45	403
22:30	342	32	374
22:45	333	36	369
23:00	305	32	337
===== Hour Totals	1338	145	1483
23:15	366	28	394
23:30	291	24	315
23:45	240	26	266
24:00	143	23	166
===== Hour Totals	1040	101	1141
===== Grand Totals	47619	10099	57718
Percentages	82.5	17.5	

\*\*\*\*\*

Greiner, Inc.  
Traffic Counts  
Volume by Lane Report

Page 1

\*\*\*\*\*

Data File : D1021001.PRN  
Station : 0000000000015 Count ratio : 2.00  
Identification : 0000000000015 Interval : 15 minutes  
Start date : Oct 21, 90 Start time : 00:00  
Stop date : Oct 21, 90 Stop time : 24:00  
City/Town : TAMPA County : HILLSBOROUGH  
Location : I-275/WESTSHORE 1=SB MAINLINE 2=OFF RAMP

\*\*\*\*\*

Lanes 1-2 are Southbound

Sun - Oct 21, 90

Lane	1	2	Total
00:15	132	18	150
00:30	124	14	138
00:45	99	12	111
01:00	78	13	91
====	====	====	====
Hour Totals	433	57	490
01:15	66	15	81
01:30	69	9	78
01:45	67	8	75
02:00	68	10	78
====	====	====	====
Hour Totals	270	42	312
02:15	51	7	58
02:30	42	9	51
02:45	43	11	54
03:00	39	8	47
====	====	====	====
Hour Totals	175	35	210
03:15	44	6	50
03:30	40	2	42
03:45	38	1	39
04:00	47	4	51
====	====	====	====
Hour Totals	169	13	182
04:15	52	1	53
04:30	54	2	56
04:45	63	3	66
05:00	71	10	81
====	====	====	====
Hour Totals	240	16	256
05:15	86	7	93
05:30	123	11	134
05:45	146	12	158
06:00	204	16	220
====	====	====	====
Hour Totals	559	46	605

\*\*\*\*\*

Greiner, Inc.  
Traffic Counts  
Volume by Lane Report

Page 2

\*\*\*\*\*  
Data File : D1021001.PRN  
Station : 000000000015  
Identification : 000000000015  
\*\*\*\*\*

Lanes 1-2 are Southbound

Sun - Oct 21, 90

Lane	1	2	Total
06:15	240	32	272
06:30	348	48	396
06:45	479	51	530
07:00	524	92	616
====	====	====	====
Hour Totals	1591	223	1814
07:15	520	115	635
07:30	535	130	665
07:45	553	145	698
08:00	521	163	684
====	====	====	====
Hour Totals	2129	553	2682
08:15	520	135	655
08:30	526	140	666
08:45	490	117	607
09:00	442	111	553
====	====	====	====
Hour Totals	1978	503	2481
09:15	401	91	492
09:30	404	80	484
09:45	392	78	470
10:00	390	81	471
====	====	====	====
Hour Totals	1587	330	1917
10:15	406	77	483
10:30	532	61	593
10:45	601	71	672
11:00	601	75	676
====	====	====	====
Hour Totals	2140	284	2424
11:15	631	83	714
11:30	570	74	644
11:45	555	69	624
12:00	537	77	614
====	====	====	====
Hour Totals	2293	303	2596
12:15	533	90	623
12:30	570	178	748
12:45	624	197	821

\*\*\*\*\*

Greiner, Inc.  
Traffic Counts  
Volume by Lane Report

Page 3

\*\*\*\*\*  
Data File : D1021001.PRN  
Station : 000000000015  
Identification : 000000000015  
\*\*\*\*\*

Lanes 1-2 are Southbound

Sun - Oct 21, 90

Lane	1	2	Total
13:00	878	277	1155
====	====	====	====
Hour Totals	2605	742	3347
13:15	689	229	918
13:30	681	253	934
13:45	644	222	866
14:00	706	240	946
====	====	====	====
Hour Totals	2720	944	3664
14:15	687	267	954
14:30	689	235	924
14:45	659	242	901
15:00	727	285	1012
====	====	====	====
Hour Totals	2762	1029	3791
15:15	725	239	964
15:30	767	251	1018
15:45	849	282	1131
16:00	821	122	943
====	====	====	====
Hour Totals	3162	894	4056
16:15	825	113	938
16:30	814	114	928
16:45	827	102	929
17:00	805	116	921
====	====	====	====
Hour Totals	3271	445	3716
17:15	794	131	925
17:30	689	148	837
17:45	598	131	729
18:00	523	138	661
====	====	====	====
Hour Totals	2604	548	3152
18:15	401	92	493
18:30	394	70	464
18:45	404	72	476
19:00	368	54	422
====	====	====	====
Hour Totals	1567	288	1855

\*\*\*\*\*

Greiner, Inc.  
Traffic Counts  
Volume by Lane Report

Page 4

\*\*\*\*\*  
Data File : D1021001.PRN  
Station : 000000000015  
Identification : 000000000015  
\*\*\*\*\*

Lanes 1-2 are Southbound

Sun - Oct 21, 90

Lane	1	2	Total
19:15	324	56	380
19:30	304	36	340
19:45	313	42	355
20:00	329	50	379
=====	=====	=====	=====
Hour Totals	1270	184	1454
20:15	341	47	388
20:30	312	62	374
20:45	298	50	348
21:00	311	32	343
=====	=====	=====	=====
Hour Totals	1262	191	1453
21:15	298	50	348
21:30	335	34	369
21:45	306	55	361
22:00	314	24	338
=====	=====	=====	=====
Hour Totals	1253	163	1416
22:15	320	34	354
22:30	305	48	353
22:45	297	29	326
23:00	272	42	314
=====	=====	=====	=====
Hour Totals	1194	153	1347
23:15	308	23	331
23:30	245	20	265
23:45	215	24	239
24:00	121	18	139
=====	=====	=====	=====
Hour Totals	889	85	974
Grand Totals	38123	8071	46194
Percentages	82.5	17.5	

\*\*\*\*\*

Greiner, Inc.  
Traffic Counts  
Volume by Lane Report

Page 1

\*\*\*\*\*  
Data File : D1022002.PRN  
Station : 0000000000015 Count ratio : 2.00  
Identification : 0000000000015 Interval : 15 minutes  
Start date : Oct 22, 90 Start time : 00:00  
Stop date : Oct 22, 90 Stop time : 24:00  
City/Town : TAMPA County : HILLSBOROUGH  
Location : I-275/WESTSHORE 1=SB MAINLINE 2=OFF RAMP  
\*\*\*\*\*  
Lanes 1-2 are Southbound  
-----

Mon - Oct 22, 90

Lane	1	2	Total
00:15	116	16	132
00:30	103	12	115
00:45	94	15	109
01:00	90	10	100
=====	=====	=====	=====
Hour Totals	403	53	456
01:15	86	10	96
01:30	84	7	91
01:45	73	7	80
02:00	62	6	68
=====	=====	=====	=====
Hour Totals	305	30	335
02:15	84	9	93
02:30	79	0	79
02:45	68	9	77
03:00	70	4	74
=====	=====	=====	=====
Hour Totals	301	22	323
03:15	83	5	88
03:30	81	6	87
03:45	72	9	81
04:00	64	7	71
=====	=====	=====	=====
Hour Totals	300	27	327
04:15	73	7	80
04:30	87	11	98
04:45	94	11	105
05:00	110	18	128
=====	=====	=====	=====
Hour Totals	364	47	411
05:15	171	9	180
05:30	187	15	202
05:45	195	23	218
06:00	208	32	240
=====	=====	=====	=====
Hour Totals	761	79	840

\*\*\*\*\*

4-45



Greiner, Inc.  
Traffic Counts  
Volume by Lane Report

Page 2

\*\*\*\*\*  
Data File : D1022002.PRN  
Station : 000000000015  
Identification : 000000000015  
\*\*\*\*\*

Lanes 1-2 are Southbound

Mon - Oct 22, 90

Lane	1	2	Total
06:15	361	38	399
06:30	538	69	607
06:45	861	135	996
07:00	792	197	989
=====	=====	=====	=====
Hour Totals	2552	439	2991
07:15	884	300	1184
07:30	825	326	1151
07:45	854	312	1166
08:00	825	358	1183
=====	=====	=====	=====
Hour Totals	3388	1296	4684
08:15	850	364	1214
08:30	910	380	1290
08:45	854	302	1156
09:00	794	290	1084
=====	=====	=====	=====
Hour Totals	3408	1336	4744
09:15	695	202	897
09:30	679	160	839
09:45	682	155	837
10:00	625	147	772
=====	=====	=====	=====
Hour Totals	2681	664	3345
10:15	650	164	814
10:30	672	116	788
10:45	734	179	913
11:00	714	174	888
=====	=====	=====	=====
Hour Totals	2770	633	3403
11:15	698	162	860
11:30	694	164	858
11:45	692	157	849
12:00	702	202	904
=====	=====	=====	=====
Hour Totals	2786	685	3471
12:15	740	180	920
12:30	711	177	888
12:45	732	174	906

\*\*\*\*\*

Greiner, Inc.  
Traffic Counts  
Volume by Lane Report

Page 3

\*\*\*\*\*  
Data File : D1022002.PRN  
Station : 0000000000015  
Identification : 0000000000015  
\*\*\*\*\*

Lanes 1-2 are Southbound

Mon - Oct 22, 90

Lane	1	2	Total
13:00	691	186	877
=====	=====	=====	=====
Hour Totals	2874	717	3591
13:15	726	182	908
13:30	754	171	925
13:45	723	196	919
14:00	674	161	835
=====	=====	=====	=====
Hour Totals	2877	710	3587
14:15	752	152	904
14:30	777	192	969
14:45	798	147	945
15:00	731	141	872
=====	=====	=====	=====
Hour Totals	3058	632	3690
15:15	874	173	1047
15:30	816	151	967
15:45	912	164	1076
16:00	1115	190	1305
=====	=====	=====	=====
Hour Totals	3717	678	4395
16:15	897	164	1061
16:30	911	188	1099
16:45	999	165	1164
17:00	985	182	1167
=====	=====	=====	=====
Hour Totals	3792	699	4491
17:15	963	148	1111
17:30	1048	160	1208
17:45	903	152	1055
18:00	910	144	1054
=====	=====	=====	=====
Hour Totals	3824	604	4428
18:15	817	133	950
18:30	815	144	959
18:45	738	111	849
19:00	688	118	806
=====	=====	=====	=====
Hour Totals	3058	506	3564

\*\*\*\*\*

Greiner, Inc.  
Traffic Counts  
Volume by Lane Report

Page 4

\*\*\*\*\*  
Data File : D1022002.PRN  
Station : 000000000015  
Identification : 000000000015  
\*\*\*\*\*  
Lanes 1-2 are Southbound

Mon - Oct 22, 90

Lane	1	2	Total
19:15	581	100	681
19:30	529	81	610
19:45	508	88	596
20:00	486	70	556
=====	=====	=====	=====
Hour Totals	2104	339	2443
20:15	464	54	518
20:30	455	51	506
20:45	464	50	514
21:00	437	44	481
=====	=====	=====	=====
Hour Totals	1820	199	2019
21:15	443	48	491
21:30	458	42	500
21:45	411	32	443
22:00	393	50	443
=====	=====	=====	=====
Hour Totals	1705	172	1877
22:15	367	38	405
22:30	365	41	406
22:45	299	38	337
23:00	254	35	289
=====	=====	=====	=====
Hour Totals	1285	152	1437
23:15	302	31	333
23:30	396	28	424
23:45	230	14	244
24:00	170	11	181
=====	=====	=====	=====
Hour Totals	1098	84	1182
=====	=====	=====	=====
Grand Totals	51231	10803	62034
Percentages	82.6	17.4	

\*\*\*\*\*

Greiner, Inc.  
Traffic Counts  
Volume by Lane Report

Page 21

\*\*\*\*\*

Data File : D1023008.PRN  
Station : 0000000000015 Count ratio : 2.00  
Identification : 0000000000015 Interval : 15 minutes  
Start date : Oct 23, 90 Start time : 00:00  
Stop date : Oct 23, 90 Stop time : 24:00  
City/Town : TAMPA County : HILLSBOROUGH  
Location : I-275/WESTSHORE 1=SB MAINLINE 2=OFF RAMP

\*\*\*\*\*

Lanes 1-2 are Southbound

Tue - Oct 23, 90

Lane	1	2	Total
00:15	156	23	179
00:30	128	10	138
00:45	117	7	124
01:00	103	17	120
=====	=====	=====	=====
Hour Totals	504	57	561
01:15	68	11	79
01:30	96	14	110
01:45	77	3	80
02:00	49	9	58
=====	=====	=====	=====
Hour Totals	290	37	327
02:15	105	7	112
02:30	71	7	78
02:45	64	9	73
03:00	73	4	77
=====	=====	=====	=====
Hour Totals	313	27	340
03:15	88	5	93
03:30	64	8	72
03:45	78	14	92
04:00	67	8	75
=====	=====	=====	=====
Hour Totals	297	35	332
04:15	88	3	91
04:30	84	8	92
04:45	96	6	102
05:00	114	11	125
=====	=====	=====	=====
Hour Totals	382	28	410
05:15	166	5	171
05:30	206	22	228
05:45	245	26	271
06:00	331	51	382
=====	=====	=====	=====
Hour Totals	948	104	1052

\*\*\*\*\*

Greiner, Inc.  
Traffic Counts  
Volume by Lane Report

Page 22

\*\*\*\*\*

Data File : D1023008.PRN  
Station : 000000000015  
Identification : 000000000015

\*\*\*\*\*

Lanes 1-2 are Southbound

Tue - Oct 23, 90

Lane	1	2	Total
06:15	418	44	462
06:30	639	82	721
06:45	759	93	852
07:00	808	175	983
=====	=====	=====	=====
Hour Totals	2624	394	3018
07:15	846	233	1079
07:30	871	319	1190
07:45	922	333	1255
08:00	871	370	1241
=====	=====	=====	=====
Hour Totals	3510	1255	4765
08:15	885	373	1258
08:30	905	329	1234
08:45	792	252	1044
09:00	747	245	992
=====	=====	=====	=====
Hour Totals	3329	1199	4528
09:15	684	187	871
09:30	676	136	812
09:45	673	153	826
10:00	618	166	784
=====	=====	=====	=====
Hour Totals	2651	642	3293
10:15	656	162	818
10:30	679	113	792
10:45	731	151	882
11:00	650	185	835
=====	=====	=====	=====
Hour Totals	2716	611	3327
11:15	734	120	854
11:30	692	149	841
11:45	689	138	827
12:00	781	165	946
=====	=====	=====	=====
Hour Totals	2896	572	3468
12:15	720	98	818
12:30	738	109	847
12:45	741	136	877

\*\*\*\*\*

Greiner, Inc.  
Traffic Counts  
Volume by Lane Report

Page 23

\*\*\*\*\*  
Data File : D1023008.PRN  
Station : 000000000015  
Identification : 000000000015  
\*\*\*\*\*  
Lanes 1-2 are Southbound

Tue - Oct 23, 90

Lane	1	2	Total
-----	-----	-----	-----
13:00	696	106	802
=====	=====	=====	=====
Hour Totals	2895	449	3344
13:15	689	115	804
13:30	717	119	836
13:45	725	97	822
14:00	723	123	846
=====	=====	=====	=====
Hour Totals	2854	454	3308
14:15	758	120	878
14:30	800	189	989
14:45	725	87	812
15:00	713	208	921
=====	=====	=====	=====
Hour Totals	2996	604	3600
15:15	767	87	854
15:30	833	171	1004
15:45	931	178	1109
16:00	913	175	1088
=====	=====	=====	=====
Hour Totals	3444	611	4055
16:15	964	135	1099
16:30	935	97	1032
16:45	948	124	1072
17:00	968	159	1127
=====	=====	=====	=====
Hour Totals	3815	515	4330
17:15	983	173	1156
17:30	999	231	1230
17:45	896	243	1139
18:00	834	204	1038
=====	=====	=====	=====
Hour Totals	3712	851	4563
18:15	870	140	1010
18:30	852	114	966
18:45	824	111	935
19:00	773	110	883
=====	=====	=====	=====
Hour Totals	3319	475	3794

\*\*\*\*\*

Greiner, Inc.  
Traffic Counts  
Volume by Lane Report

Page 24

\*\*\*\*\*  
Data File : D1023008.PRN  
Station : 000000000015  
Identification : 000000000015  
\*\*\*\*\*  
Lanes 1-2 are Southbound

Tue - Oct 23, 90

Lane	1	2	Total
19:15	650	97	747
19:30	579	94	673
19:45	600	101	701
20:00	558	78	636
=====	=====	=====	=====
Hour Totals	2387	370	2757
20:15	495	51	546
20:30	455	50	505
20:45	452	61	513
21:00	448	63	511
=====	=====	=====	=====
Hour Totals	1850	225	2075
21:15	434	49	483
21:30	466	42	508
21:45	414	50	464
22:00	436	36	472
=====	=====	=====	=====
Hour Totals	1750	177	1927
22:15	392	44	436
22:30	400	48	448
22:45	392	52	444
23:00	401	103	504
=====	=====	=====	=====
Hour Totals	1585	247	1832
23:15	405	182	587
23:30	378	76	454
23:45	373	77	450
24:00	369	81	450
=====	=====	=====	=====
Hour Totals	1525	416	1941
=====	=====	=====	=====
Grand Totals	52592	10355	62947
Percentages	83.5	16.5	

\*\*\*\*\* \*

Greiner, Inc.  
Traffic Counts  
Volume by Lane Report

Page 1

\*\*\*\*\*

Data File : D1024004.PRN  
Station : 000000000015 Count ratio : 2.00  
Identification : 000000000015 Interval : 15 minutes  
Start date : Oct 24, 90 Start time : 00:00  
Stop date : Oct 24, 90 Stop time : 24:00  
City/Town : TAMPA County : HILLSBOROUGH  
Location : I-275/WESTSHORE 1=SB MAINLINE 2=OFF RAMP

\*\*\*\*\*

Lanes 1-2 are Southbound

-----  
Wed - Oct 24, 90

Lane	1	2	Total
00:15	186	20	206
00:30	160	15	175
00:45	148	7	155
01:00	135	7	142
=====	=====	=====	=====
Hour Totals	629	49	678
01:15	105	10	115
01:30	114	10	124
01:45	90	17	107
02:00	84	6	90
=====	=====	=====	=====
Hour Totals	393	43	436
02:15	96	6	102
02:30	98	8	106
02:45	75	5	80
03:00	77	7	84
=====	=====	=====	=====
Hour Totals	346	26	372
03:15	67	6	73
03:30	59	13	72
03:45	88	10	98
04:00	64	16	80
=====	=====	=====	=====
Hour Totals	278	45	323
04:15	79	4	83
04:30	92	10	102
04:45	96	11	107
05:00	102	18	120
=====	=====	=====	=====
Hour Totals	369	43	412
05:15	169	9	178
05:30	189	25	214
05:45	263	29	292
06:00	300	46	346
=====	=====	=====	=====
Hour Totals	921	109	1030

\*\*\*\*\*



Greiner, Inc.  
Traffic Counts  
Volume by Lane Report

Page 2

\*\*\*\*\*

Data File : D1024004.PRN

Station : 0000000000015

Identification : 0000000000015

\*\*\*\*\*

Lanes 1-2 are Southbound

Wed - Oct 24, 90

Lane	1	2	Total
06:15	441	52	493
06:30	588	64	652
06:45	728	122	850
07:00	769	207	976
=====	=====	=====	=====
Hour Totals	2526	445	2971
07:15	859	269	1128
07:30	908	316	1224
07:45	932	332	1264
08:00	852	354	1206
=====	=====	=====	=====
Hour Totals	3551	1271	4822
08:15	784	309	1093
08:30	758	367	1125
08:45	787	287	1074
09:00	747	288	1035
=====	=====	=====	=====
Hour Totals	3076	1251	4327
09:15	648	238	886
09:30	632	197	829
09:45	630	180	810
10:00	651	160	811
=====	=====	=====	=====
Hour Totals	2561	775	3336
10:15	663	148	811
10:30	696	142	838
10:45	730	160	890
11:00	738	156	894
=====	=====	=====	=====
Hour Totals	2827	606	3433
11:15	784	131	915
11:30	711	185	896
11:45	757	203	960
12:00	698	181	879
=====	=====	=====	=====
Hour Totals	2950	700	3650
12:15	748	187	935
12:30	742	150	892
12:45	757	182	939

\*\*\*\*\*

Greiner, Inc.  
Traffic Counts  
Volume by Lane Report

Page 3

\*\*\*\*\*  
Data File : D1024004.PRN  
Station : 000000000015  
Identification : 000000000015  
\*\*\*\*\*

Lanes 1-2 are Southbound

-----  
Wed - Oct 24, 90

Lane	1	2	Total
-----	-----	-----	-----
13:00	694	174	868
=====	=====	=====	=====
Hour Totals	2941	693	3634
13:15	677	157	834
13:30	725	158	883
13:45	756	200	956
14:00	757	196	953
=====	=====	=====	=====
Hour Totals	2915	711	3626
14:15	781	164	945
14:30	798	199	997
14:45	778	177	955
15:00	826	154	980
=====	=====	=====	=====
Hour Totals	3183	694	3877
15:15	835	153	988
15:30	863	175	1038
15:45	943	174	1117
16:00	986	222	1208
=====	=====	=====	=====
Hour Totals	3627	724	4351
16:15	894	271	1165
16:30	940	232	1172
16:45	981	210	1191
17:00	951	249	1200
=====	=====	=====	=====
Hour Totals	3766	962	4728
17:15	1000	187	1187
17:30	1006	177	1183
17:45	932	200	1132
18:00	872	169	1041
=====	=====	=====	=====
Hour Totals	3810	733	4543
18:15	841	102	943
18:30	823	135	958
18:45	786	109	895
19:00	760	93	853
=====	=====	=====	=====
Hour Totals	3210	439	3649

\*\*\*\*\*

Greiner, Inc.  
Traffic Counts  
Volume by Lane Report

Page 4

\*\*\*\*\*  
Data File : D1024004.PRN  
Station : 000000000015  
Identification : 000000000015  
\*\*\*\*\*  
Lanes 1-2 are Southbound

Wed - Oct 24, 90

Lane	1	2	Total
19:15	610	79	689
19:30	580	57	637
19:45	565	80	645
20:00	534	71	605
=====	=====	=====	=====
Hour Totals	2289	287	2576
20:15	503	70	573
20:30	487	71	558
20:45	424	50	474
21:00	472	53	525
=====	=====	=====	=====
Hour Totals	1886	244	2130
21:15	481	52	533
21:30	501	71	572
21:45	440	50	490
22:00	455	52	507
=====	=====	=====	=====
Hour Totals	1877	225	2102
22:15	391	33	424
22:30	404	34	438
22:45	369	48	417
23:00	359	51	410
=====	=====	=====	=====
Hour Totals	1523	166	1689
23:15	479	38	517
23:30	431	28	459
23:45	239	32	271
24:00	185	17	202
=====	=====	=====	=====
Hour Totals	1334	115	1449
Grand Totals	52788	11356	64144
Percentages	82.3	17.7	

\*\*\*\*\*



Greiner, Inc.  
Traffic Counts  
Volume by Lane Report

Page 21

\*\*\*\*\*  
Data File : D1018006.PRN  
Station : 000000000009 Count ratio : 2.00  
Identification : 000000000009 Interval : 15 minutes  
Start date : Oct 18, 90 Start time : 00:00  
Stop date : Oct 18, 90 Stop time : 24:00  
City/Town : TAMPA County : HILLSBOROUGH  
Location : WESTSHORE NB APPROACH to I-275 (NB)  
\*\*\*\*\*

Lanes 1-1 are Northbound  
-----

Thu - Oct 18, 90

Lane	1	Total
-----	-----	-----
00:15	89	89
00:30	85	85
00:45	64	64
01:00	42	42
=====	=====	=====
Hour Totals	280	280
01:15	39	39
01:30	39	39
01:45	37	37
02:00	30	30
=====	=====	=====
Hour Totals	145	145
02:15	48	48
02:30	37	37
02:45	30	30
03:00	38	38
=====	=====	=====
Hour Totals	153	153
03:15	27	27
03:30	35	35
03:45	48	48
04:00	24	24
=====	=====	=====
Hour Totals	134	134
04:15	25	25
04:30	33	33
04:45	14	14
05:00	13	13
=====	=====	=====
Hour Totals	85	85
05:15	17	17
05:30	15	15
05:45	21	21
06:00	54	54
=====	=====	=====
Hour Totals	107	107

\*\*\*\*\*

Greiner, Inc.  
Traffic Counts  
Volume by Lane Report

Page 22

\*\*\*\*\*  
Data File : D1018006.PRN  
Station : 0000000000009  
Identification : 0000000000009  
\*\*\*\*\*  
Lanes 1-1 are Northbound

Thu - Oct 18, 90

Lane	1	Total
06:15	41	41
06:30	73	73
06:45	114	114
07:00	164	164
===== Hour Totals	392	392
07:15	229	229
07:30	300	300
07:45	308	308
08:00	327	327
===== Hour Totals	1164	1164
08:15	323	323
08:30	330	330
08:45	308	308
09:00	240	240
===== Hour Totals	1201	1201
09:15	224	224
09:30	216	216
09:45	209	209
10:00	225	225
===== Hour Totals	874	874
10:15	200	200
10:30	229	229
10:45	266	266
11:00	235	235
===== Hour Totals	930	930
11:15	253	253
11:30	254	254
11:45	350	350
12:00	347	347
===== Hour Totals	1204	1204
12:15	339	339
12:30	384	384
12:45	412	412

\*\*\*\*\*

Greiner, Inc.  
Traffic Counts  
Volume by Lane Report

Page 23

\*\*\*\*\*  
Data File : D1018006.PRN  
Station : 0000000000009  
Identification : 0000000000009  
\*\*\*\*\*

Lanes 1-1 are Northbound

-----  
Thu - Oct 18, 90

Lane	1	Total
-----	-----	-----
13:00	431	431
=====	=====	=====
Hour Totals	1566	1566
13:15	421	421
13:30	396	396
13:45	384	384
14:00	360	360
=====	=====	=====
Hour Totals	1561	1561
14:15	309	309
14:30	325	325
14:45	331	331
15:00	299	299
=====	=====	=====
Hour Totals	1264	1264
15:15	309	309
15:30	299	299
15:45	302	302
16:00	320	320
=====	=====	=====
Hour Totals	1230	1230
16:15	349	349
16:30	321	321
16:45	308	308
17:00	356	356
=====	=====	=====
Hour Totals	1334	1334
17:15	376	376
17:30	336	336
17:45	297	297
18:00	310	310
=====	=====	=====
Hour Totals	1319	1319
18:15	271	271
18:30	240	240
18:45	229	229
19:00	190	190
=====	=====	=====
Hour Totals	930	930

\*\*\*\*\*

Greiner, Inc.  
Traffic Counts  
Volume by Lane Report

Page 24

\*\*\*\*\*  
Data File : D1018006.PRN  
Station : 000000000009  
Identification : 000000000009  
\*\*\*\*\*

Lanes 1-1 are Northbound

-----  
Thu - Oct 18, 90

Lane	1	Total
-----	-----	-----
19:15	215	215
19:30	174	174
19:45	178	178
20:00	162	162
=====	=====	=====
Hour Totals	729	729
20:15	158	158
20:30	136	136
20:45	134	134
21:00	151	151
=====	=====	=====
Hour Totals	579	579
21:15	181	181
21:30	159	159
21:45	139	139
22:00	113	113
=====	=====	=====
Hour Totals	592	592
22:15	145	145
22:30	177	177
22:45	175	175
23:00	138	138
=====	=====	=====
Hour Totals	635	635
23:15	117	117
23:30	126	126
23:45	132	132
24:00	89	89
=====	=====	=====
Hour Totals	464	464
=====	=====	=====
Grand Totals	18872	18872
Percentages	100.0	

\*\*\*\*\*



Greiner, Inc.  
Traffic Counts  
Volume by Lane Report

Page 9

\*\*\*\*\*  
Data File : D1019006.PRN  
Station : 000000000009 Count ratio : 2.00  
Identification : 000000000009 Interval : 15 minutes  
Start date : Oct 19, 90 Start time : 00:00  
Stop date : Oct 19, 90 Stop time : 24:00  
City/Town : TAMPA County : HILLSBOROUGH  
Location : WESTSHORE NB APPROACH to I-275 (NB)  
\*\*\*\*\*  
Lanes 1-1 are Northbound  
-----

Fri - Oct 19, 90

Lane	1	Total
-----	-----	-----
00:15	99	99
00:30	79	79
00:45	67	67
01:00	50	50
=====	=====	=====
Hour Totals	295	295
01:15	42	42
01:30	41	41
01:45	49	49
02:00	32	32
=====	=====	=====
Hour Totals	164	164
02:15	35	35
02:30	36	36
02:45	34	34
03:00	30	30
=====	=====	=====
Hour Totals	135	135
03:15	32	32
03:30	31	31
03:45	36	36
04:00	25	25
=====	=====	=====
Hour Totals	124	124
04:15	10	10
04:30	20	20
04:45	10	10
05:00	16	16
=====	=====	=====
Hour Totals	56	56
05:15	17	17
05:30	16	16
05:45	38	38
06:00	28	28
=====	=====	=====
Hour Totals	99	99

\*\*\*\*\*

Greiner, Inc.  
Traffic Counts  
Volume by Lane Report

Page 10

\*\*\*\*\*  
Data File : D1019006.PRN  
Station : 0000000000009  
Identification : 0000000000009  
\*\*\*\*\*  
Lanes 1-1 are Northbound

Fri - Oct 19, 90

Lane	1	Total
06:15	59	59
06:30	65	65
06:45	103	103
07:00	160	160
===== Hour Totals	387	387
07:15	212	212
07:30	283	283
07:45	321	321
08:00	305	305
===== Hour Totals	1121	1121
08:15	304	304
08:30	308	308
08:45	256	256
09:00	237	237
===== Hour Totals	1105	1105
09:15	222	222
09:30	235	235
09:45	222	222
10:00	243	243
===== Hour Totals	922	922
10:15	252	252
10:30	270	270
10:45	259	259
11:00	275	275
===== Hour Totals	1056	1056
11:15	268	268
11:30	286	286
11:45	355	355
12:00	338	338
===== Hour Totals	1247	1247
12:15	362	362
12:30	464	464
12:45	422	422

\*\*\*\*\*

Greiner, Inc.  
Traffic Counts  
Volume by Lane Report

Page 11

\*\*\*\*\*  
Data File : D1019006.PRN  
Station : 0000000000009  
Identification : 0000000000009  
\*\*\*\*\*

Lanes 1-1 are Northbound  
-----

Fri - Oct 19, 90

Lane	1	Total
-----	-----	-----
13:00	461	461
=====	=====	=====
Hour Totals	1709	1709
13:15	400	400
13:30	458	458
13:45	438	438
14:00	384	384
=====	=====	=====
Hour Totals	1680	1680
14:15	382	382
14:30	343	343
14:45	321	321
15:00	323	323
=====	=====	=====
Hour Totals	1369	1369
15:15	367	367
15:30	369	369
15:45	343	343
16:00	333	333
=====	=====	=====
Hour Totals	1412	1412
16:15	347	347
16:30	368	368
16:45	362	362
17:00	355	355
=====	=====	=====
Hour Totals	1432	1432
17:15	392	392
17:30	314	314
17:45	310	310
18:00	303	303
=====	=====	=====
Hour Totals	1319	1319
18:15	258	258
18:30	261	261
18:45	194	194
19:00	185	185
=====	=====	=====
Hour Totals	898	898

\*\*\*\*\*

Greiner, Inc.  
Traffic Counts  
Volume by Lane Report

Page 12

\*\*\*\*\*  
Data File : D1019006.PRN  
Station : 000000000009  
Identification : 000000000009  
\*\*\*\*\*  
Lanes 1-1 are Northbound

Fri - Oct 19, 90

Lane	1	Total
19:15	216	216
19:30	161	161
19:45	158	158
20:00	162	162
=====	=====	=====
Hour Totals	697	697
20:15	169	169
20:30	122	122
20:45	132	132
21:00	152	152
=====	=====	=====
Hour Totals	575	575
21:15	180	180
21:30	133	133
21:45	151	151
22:00	118	118
=====	=====	=====
Hour Totals	582	582
22:15	108	108
22:30	85	85
22:45	111	111
23:00	100	100
=====	=====	=====
Hour Totals	404	404
23:15	92	92
23:30	93	93
23:45	87	87
24:00	77	77
=====	=====	=====
Hour Totals	349	349
=====	=====	=====
Grand Totals	19137	19137
Percentages	100.0	

\*\*\*\*\*

Greiner, Inc.  
Traffic Counts  
Volume by Lane Report

Page 9

\*\*\*\*\*  
Data File : D1020006.PRN  
Station : 000000000009 Count ratio : 2.00  
Identification : 000000000009 Interval : 15 minutes  
Start date : Oct 20, 90 Start time : 00:00  
Stop date : Oct 20, 90 Stop time : 24:00  
City/Town : TAMPA County : HILLSBOROUGH  
Location : WESTSHORE NB APPROACH to I-275 (NB)  
\*\*\*\*\*

Lanes 1-1 are Northbound  
-----

Sat - Oct 20, 90

Lane	1	Total
-----	-----	-----
00:15	74	74
00:30	71	71
00:45	69	69
01:00	54	54
=====	=====	=====
Hour Totals	268	268
01:15	40	40
01:30	38	38
01:45	28	28
02:00	39	39
=====	=====	=====
Hour Totals	145	145
02:15	30	30
02:30	32	32
02:45	33	33
03:00	13	13
=====	=====	=====
Hour Totals	108	108
03:15	18	18
03:30	11	11
03:45	16	16
04:00	14	14
=====	=====	=====
Hour Totals	59	59
04:15	16	16
04:30	14	14
04:45	9	9
05:00	17	17
=====	=====	=====
Hour Totals	56	56
05:15	10	10
05:30	27	27
05:45	27	27
06:00	22	22
=====	=====	=====
Hour Totals	86	86

\*\*\*\*\*

Greiner, Inc.  
Traffic Counts  
Volume by Lane Report

Page 10

\*\*\*\*\*  
Data File : D1020006.PRN  
Station : 0000000000009  
Identification : 0000000000009  
\*\*\*\*\*  
Lanes 1-1 are Northbound

Sat - Oct 20, 90

Lane	1	Total
06:15	34	34
06:30	38	38
06:45	44	44
07:00	58	58
===== Hour Totals	174	174
07:15	75	75
07:30	66	66
07:45	101	101
08:00	90	90
===== Hour Totals	332	332
08:15	89	89
08:30	91	91
08:45	121	121
09:00	135	135
===== Hour Totals	436	436
09:15	112	112
09:30	139	139
09:45	150	150
10:00	147	147
===== Hour Totals	548	548
10:15	129	129
10:30	161	161
10:45	190	190
11:00	175	175
===== Hour Totals	655	655
11:15	195	195
11:30	194	194
11:45	194	194
12:00	190	190
===== Hour Totals	773	773
12:15	205	205
12:30	213	213
12:45	210	210

\*\*\*\*\*

Greiner, Inc.  
Traffic Counts  
Volume by Lane Report

Page 11

\*\*\*\*\*  
Data File : D1020006.PRN  
Station : 000000000009  
Identification : 000000000009  
\*\*\*\*\*

Lanes 1-1 are Northbound

Sat - Oct 20, 90

Lane	1	Total
-----	-----	-----
13:00	239	239
=====	=====	=====
Hour Totals	867	867
13:15	208	208
13:30	217	217
13:45	230	230
14:00	182	182
=====	=====	=====
Hour Totals	837	837
14:15	249	249
14:30	227	227
14:45	218	218
15:00	216	216
=====	=====	=====
Hour Totals	910	910
15:15	194	194
15:30	193	193
15:45	224	224
16:00	206	206
=====	=====	=====
Hour Totals	817	817
16:15	168	168
16:30	205	205
16:45	209	209
17:00	193	193
=====	=====	=====
Hour Totals	775	775
17:15	192	192
17:30	180	180
17:45	178	178
18:00	154	154
=====	=====	=====
Hour Totals	704	704
18:15	179	179
18:30	164	164
18:45	164	164
19:00	145	145
=====	=====	=====
Hour Totals	652	652

\*\*\*\*\*

4-67

Greiner, Inc.  
Traffic Counts  
Volume by Lane Report

Page 12

\*\*\*\*\*  
Data File : D1020006.PRN  
Station : 000000000009  
Identification : 000000000009  
\*\*\*\*\*

Lanes 1-1 are Northbound

Sat - Oct 20, 90

Lane	1	Total
19:15	189	189
19:30	173	173
19:45	128	128
20:00	142	142
=====	=====	=====
Hour Totals	632	632

20:15	118	118
20:30	134	134
20:45	102	102
21:00	126	126
=====	=====	=====
Hour Totals	480	480

21:15	124	124
21:30	133	133
21:45	96	96
22:00	88	88
=====	=====	=====
Hour Totals	441	441

22:15	105	105
22:30	85	85
22:45	109	109
23:00	99	99
=====	=====	=====
Hour Totals	398	398

23:15	108	108
23:30	118	118
23:45	107	107
24:00	89	89
=====	=====	=====
Hour Totals	422	422

=====	=====	=====
Grand Totals	11575	11575
Percentages	100.0	

\*\*\*\*\*



Greiner, Inc.  
Traffic Counts  
Volume by Lane Report

Page 17

\*\*\*\*\*  
Data File : D1021006.PRN  
Station : 000000000009 Count ratio : 2.00  
Identification : 000000000009 Interval : 15 minutes  
Start date : Oct 21, 90 Start time : 00:00  
Stop date : Oct 21, 90 Stop time : 24:00  
City/Town : TAMPA County : HILLSBOROUGH  
Location : WESTSHORE NB APPROACH to I-275 (NB)  
\*\*\*\*\*

Lanes 1-1 are Northbound  
-----

Sun - Oct 21, 90

Lane	1	Total
-----	-----	-----
00:15	71	71
00:30	104	104
00:45	83	83
01:00	54	54
=====	=====	=====
Hour Totals	312	312
01:15	53	53
01:30	36	36
01:45	39	39
02:00	38	38
=====	=====	=====
Hour Totals	166	166
02:15	35	35
02:30	23	23
02:45	23	23
03:00	33	33
=====	=====	=====
Hour Totals	114	114
03:15	30	30
03:30	26	26
03:45	11	11
04:00	11	11
=====	=====	=====
Hour Totals	78	78
04:15	5	5
04:30	9	9
04:45	5	5
05:00	10	10
=====	=====	=====
Hour Totals	29	29
05:15	10	10
05:30	11	11
05:45	12	12
06:00	21	21
=====	=====	=====
Hour Totals	54	54

\*\*\*\*\*

Greiner, Inc.  
Traffic Counts  
Volume by Lane Report

Page 10

\*\*\*\*\*  
Data File : D1021006.PRN  
Station : 000000000009  
Identification : 000000000009  
\*\*\*\*\*

Lanes 1-1 are Northbound

Sun - Oct 21, 90

Lane	1	Total
06:15	20	20
06:30	33	33
06:45	37	37
07:00	33	33
=====	=====	=====
Hour Totals	123	123
07:15	45	45
07:30	43	43
07:45	43	43
08:00	35	35
=====	=====	=====
Hour Totals	166	166
08:15	44	44
08:30	58	58
08:45	75	75
09:00	74	74
=====	=====	=====
Hour Totals	251	251
09:15	85	85
09:30	81	81
09:45	107	107
10:00	98	98
=====	=====	=====
Hour Totals	371	371
10:15	100	100
10:30	112	112
10:45	150	150
11:00	124	124
=====	=====	=====
Hour Totals	486	486
11:15	175	175
11:30	179	179
11:45	164	164
12:00	189	189
=====	=====	=====
Hour Totals	707	707
12:15	170	170
12:30	168	168
12:45	131	131

\*\*\*\*\*

Greiner, Inc.  
Traffic Counts  
Volume by Lane Report

Page 16

\*\*\*\*\*  
Data File : D1021006.PRN  
Station : 000000000009  
Identification : 000000000009  
\*\*\*\*\*

Lanes 1-1 are Northbound

Sun - Oct 21, 90

Lane	1	Total
-----	-----	-----
13:00	139	139
=====	=====	=====
Hour Totals	608	608
13:15	136	136
13:30	135	135
13:45	161	161
14:00	163	163
=====	=====	=====
Hour Totals	595	595
14:15	154	154
14:30	176	176
14:45	152	152
15:00	164	164
=====	=====	=====
Hour Totals	646	646
15:15	141	141
15:30	155	155
15:45	151	151
16:00	140	140
=====	=====	=====
Hour Totals	587	587
16:15	139	139
16:30	119	119
16:45	155	155
17:00	151	151
=====	=====	=====
Hour Totals	564	564
17:15	138	138
17:30	173	173
17:45	173	173
18:00	167	167
=====	=====	=====
Hour Totals	651	651
18:15	154	154
18:30	111	111
18:45	112	112
19:00	74	74
=====	=====	=====
Hour Totals	451	451

\*\*\*\*\*

Greiner, Inc.  
Traffic Counts  
Volume by Lane Report

Page 20

\*\*\*\*\*  
Data File : D1021006.PRN  
Station : 0000000000009  
Identification : 0000000000009  
\*\*\*\*\*

Lanes 1-1 are Northbound

Sun - Oct 21, 90

Lane	1	Total
19:15	97	97
19:30	94	94
19:45	64	64
20:00	78	78
===== Hour Totals	333	333
20:15	72	72
20:30	69	69
20:45	75	75
21:00	72	72
===== Hour Totals	288	288
21:15	55	55
21:30	51	51
21:45	46	46
22:00	51	51
===== Hour Totals	203	203
22:15	50	50
22:30	47	47
22:45	46	46
23:00	48	48
===== Hour Totals	191	191
23:15	47	47
23:30	45	45
23:45	42	42
24:00	41	41
===== Hour Totals	175	175
===== Grand Totals	8149	8149
Percentages	100.0	

\*\*\*\*\*

Greiner, Inc.  
Traffic Counts  
Volume by Lane Report

Page 25

\*\*\*\*\*  
Data File : D1022008.PRN  
Station : 000000000009 Count ratio : 2.00  
Identification : 000000000009 Interval : 15 minutes  
Start date : Oct 22, 90 Start time : 00:00  
Stop date : Oct 22, 90 Stop time : 24:00  
City/Town : TAMPA County : HILLSBOROUGH  
Location : WESTSHORE NB APPROACH to I-275 (NB)  
\*\*\*\*\*  
Lanes 1-1 are Northbound  
-----

Mon - Oct 22, 90

Lane	1	Total
-----	-----	-----
00:15	95	95
00:30	88	88
00:45	79	79
01:00	44	44
=====	=====	=====
Hour Totals	306	306
01:15	32	32
01:30	41	41
01:45	28	28
02:00	23	23
=====	=====	=====
Hour Totals	124	124
02:15	23	23
02:30	5	5
02:45	6	6
03:00	7	7
=====	=====	=====
Hour Totals	41	41
03:15	12	12
03:30	7	7
03:45	6	6
04:00	6	6
=====	=====	=====
Hour Totals	31	31
04:15	9	9
04:30	8	8
04:45	13	13
05:00	9	9
=====	=====	=====
Hour Totals	39	39
05:15	20	20
05:30	23	23
05:45	24	24
06:00	36	36
=====	=====	=====
Hour Totals	103	103

\*\*\*\*\*

Greiner, Inc.  
Traffic Counts  
Volume by Lane Report

Page 2

\*\*\*\*\*  
Data File : D1022008.PRN  
Station : 000000000009  
Identification : 000000000009  
\*\*\*\*\*  
Lanes 1-1 are Northbound

Mon - Oct 22, 90

Lane	1	Total
06:15	51	51
06:30	65	65
06:45	129	129
07:00	150	150
===== Hour Totals	395	395
07:15	246	246
07:30	296	296
07:45	322	322
08:00	311	311
===== Hour Totals	1175	1175
08:15	335	335
08:30	314	314
08:45	267	267
09:00	260	260
===== Hour Totals	1176	1176
09:15	221	221
09:30	248	248
09:45	201	201
10:00	179	179
===== Hour Totals	849	849
10:15	217	217
10:30	223	223
10:45	229	229
11:00	234	234
===== Hour Totals	903	903
11:15	271	271
11:30	273	273
11:45	292	292
12:00	334	334
===== Hour Totals	1170	1170
12:15	341	341
12:30	406	406
12:45	412	412

\*\*\*\*\*

Greiner, Inc.  
Traffic Counts  
Volume by Lane Report

Page 2

\*\*\*\*\*  
Data File : D1022008.PRN  
Station : 000000000009  
Identification : 000000000009  
\*\*\*\*\*

Lanes 1-1 are Northbound  
-----

Mon - Oct 22, 90

Lane	1	Total
-----	-----	-----
13:00	442	442
=====	=====	=====
Hour Totals	1601	1601
13:15	414	414
13:30	386	386
13:45	398	398
14:00	336	336
=====	=====	=====
Hour Totals	1534	1534
14:15	280	280
14:30	321	321
14:45	278	278
15:00	232	232
=====	=====	=====
Hour Totals	1111	1111
15:15	264	264
15:30	245	245
15:45	268	268
16:00	272	272
=====	=====	=====
Hour Totals	1049	1049
16:15	256	256
16:30	289	289
16:45	280	280
17:00	278	278
=====	=====	=====
Hour Totals	1103	1103
17:15	352	352
17:30	268	268
17:45	308	308
18:00	285	285
=====	=====	=====
Hour Totals	1213	1213
18:15	280	280
18:30	228	228
18:45	235	235
19:00	177	177
=====	=====	=====
Hour Totals	920	920

\*\*\*\*\*

Greiner, Inc.  
Traffic Counts  
Volume by Lane Report

Page 21

\*\*\*\*\*  
Data File : D1022008.PRN  
Station : 000000000009  
Identification : 000000000009  
\*\*\*\*\*

Lanes 1-1 are Northbound

Mon - Oct 22, 90

Lane	1	Total
19:15	173	173
19:30	168	168
19:45	148	148
20:00	145	145
=====	=====	=====
Hour Totals	634	634
20:15	144	144
20:30	137	137
20:45	133	133
21:00	148	148
=====	=====	=====
Hour Totals	562	562
21:15	147	147
21:30	121	121
21:45	79	79
22:00	50	50
=====	=====	=====
Hour Totals	397	397
22:15	55	55
22:30	41	41
22:45	52	52
23:00	52	52
=====	=====	=====
Hour Totals	200	200
23:15	37	37
23:30	41	41
23:45	34	34
24:00	27	27
=====	=====	=====
Hour Totals	139	139
=====	=====	=====
Grand Totals	16775	16775
Percentages	100.0	

\*\*\*\*\*



Greiner, Inc.  
Traffic Counts  
Volume by Lane Report

Page 25

\*\*\*\*\*

Data File : D1023009.PRN  
Station : 0000000000009 Count ratio : 2.00  
Identification : 0000000000009 Interval : 15 minutes  
Start date : Oct 23, 90 Start time : 00:00  
Stop date : Oct 23, 90 Stop time : 24:00  
City/Town : TAMPA County : HILLSBOROUGH  
Location : WESTSHORE NB APPROACH to I-275 (NB)

\*\*\*\*\*

Lanes 1-1 are Northbound

Tue - Oct 23, 90

Lane	1	Total
00:15	22	22
00:30	19	19
00:45	21	21
01:00	19	19
=====	=====	=====
Hour Totals	81	81
01:15	12	12
01:30	13	13
01:45	10	10
02:00	13	13
=====	=====	=====
Hour Totals	48	48
02:15	5	5
02:30	14	14
02:45	12	12
03:00	6	6
=====	=====	=====
Hour Totals	37	37
03:15	10	10
03:30	11	11
03:45	7	7
04:00	7	7
=====	=====	=====
Hour Totals	35	35
04:15	5	5
04:30	11	11
04:45	16	16
05:00	15	15
=====	=====	=====
Hour Totals	47	47
05:15	14	14
05:30	29	29
05:45	31	31
06:00	40	40
=====	=====	=====
Hour Totals	114	114

\*\*\*\*\*

Greiner, Inc.  
Traffic Counts  
Volume by Lane Report

Page 26

\*\*\*\*\*  
Data File : D1023009.PRN  
Station : 0000000000009  
Identification : 0000000000009  
\*\*\*\*\*

Lanes 1-1 are Northbound

Tue - Oct 23, 90

Lane	1	Total
06:15	47	47
06:30	76	76
06:45	118	118
07:00	165	165
=====	=====	=====
Hour Totals	406	406
07:15	244	244
07:30	304	304
07:45	270	270
08:00	359	359
=====	=====	=====
Hour Totals	1177	1177
08:15	292	292
08:30	316	316
08:45	270	270
09:00	257	257
=====	=====	=====
Hour Totals	1135	1135
09:15	214	214
09:30	224	224
09:45	223	223
10:00	169	169
=====	=====	=====
Hour Totals	830	830
10:15	195	195
10:30	209	209
10:45	207	207
11:00	239	239
=====	=====	=====
Hour Totals	850	850
11:15	233	233
11:30	215	215
11:45	319	319
12:00	318	318
=====	=====	=====
Hour Totals	1085	1085
12:15	359	359
12:30	357	357
12:45	374	374

\*\*\*\*\*

Greiner, Inc.  
Traffic Counts  
Volume by Lane Report

Page 27

\*\*\*\*\*  
Data File : D1023009.FRN  
Station : 000000000009  
Identification : 000000000009  
\*\*\*\*\*  
Lanes 1-1 are Northbound

Tue - Oct 23, 90

Lane	1	Total
------	---	-------

13:00	463	463
-------	-----	-----

Hour Totals	1553	1553
-------------	------	------

13:15	407	407
-------	-----	-----

13:30	378	378
-------	-----	-----

13:45	347	347
-------	-----	-----

14:00	335	335
-------	-----	-----

Hour Totals	1467	1467
-------------	------	------

14:15	328	328
-------	-----	-----

14:30	268	268
-------	-----	-----

14:45	285	285
-------	-----	-----

15:00	256	256
-------	-----	-----

Hour Totals	1137	1137
-------------	------	------

15:15	261	261
-------	-----	-----

15:30	274	274
-------	-----	-----

15:45	270	270
-------	-----	-----

16:00	292	292
-------	-----	-----

Hour Totals	1097	1097
-------------	------	------

16:15	289	289
-------	-----	-----

16:30	254	254
-------	-----	-----

16:45	313	313
-------	-----	-----

17:00	300	300
-------	-----	-----

Hour Totals	1156	1156
-------------	------	------

17:15	335	335
-------	-----	-----

17:30	263	263
-------	-----	-----

17:45	307	307
-------	-----	-----

18:00	261	261
-------	-----	-----

Hour Totals	1166	1166
-------------	------	------

18:15	275	275
-------	-----	-----

18:30	251	251
-------	-----	-----

18:45	230	230
-------	-----	-----

19:00	223	223
-------	-----	-----

Hour Totals	979	979
-------------	-----	-----

\*\*\*\*\*

Greiner, Inc.  
Traffic Counts  
Volume by Lane Report

Page 28

\*\*\*\*\*  
Data File : D1023009.PRN  
Station : 000000000009  
Identification : 000000000009  
\*\*\*\*\*

Lanes 1-1 are Northbound

Tue - Oct 23, 90

Lane	1	Total
19:15	198	198
19:30	179	179
19:45	155	155
20:00	142	142
=====	=====	=====
Hour Totals	674	674
20:15	131	131
20:30	129	129
20:45	153	153
21:00	140	140
=====	=====	=====
Hour Totals	553	553
21:15	153	153
21:30	139	139
21:45	104	104
22:00	96	96
=====	=====	=====
Hour Totals	492	492
22:15	89	89
22:30	55	55
22:45	66	66
23:00	62	62
=====	=====	=====
Hour Totals	272	272
23:15	51	51
23:30	41	41
23:45	43	43
24:00	34	34
=====	=====	=====
Hour Totals	169	169
Grand Totals	16560	16560
Percentages	100.0	

\*\*\*\*\*

Greiner, Inc.  
Traffic Counts

Volume by Lane Report

Page 22

\*\*\*\*\*

Data File : D1024007.PRN  
Station : 000000000009 Count ratio : 2.00  
Identification : 000000000009 Interval : 15 minutes  
Start date : Oct 24, 90 Start time : 00:00  
Stop date : Oct 24, 90 Stop time : 24:00  
City/Town : TAMPA County : HILLSBOROUGH  
Location : WESTSHORE NB APPROACH to I-275 (NB)

\*\*\*\*\*

Lanes 1-1 are Northbound

-----  
Wed - Oct 24, 90

Lane	1	Total
-----	-----	-----
00:15	25	25
00:30	15	15
00:45	30	30
01:00	16	16
=====	=====	=====
Hour Totals	86	86
01:15	12	12
01:30	18	18
01:45	13	13
02:00	6	6
=====	=====	=====
Hour Totals	49	49
02:15	13	13
02:30	13	13
02:45	5	5
03:00	13	13
=====	=====	=====
Hour Totals	44	44
03:15	3	3
03:30	5	5
03:45	6	6
04:00	4	4
=====	=====	=====
Hour Totals	18	18
04:15	10	10
04:30	9	9
04:45	11	11
05:00	10	10
=====	=====	=====
Hour Totals	40	40
05:15	13	13
05:30	19	19
05:45	18	18
06:00	32	32
=====	=====	=====
Hour Totals	82	82

\*\*\*\*\*

Greiner, Inc.  
Traffic Counts  
Volume by Lane Report

Page 23

\*\*\*\*\*  
Data File : D1024007.PRN  
Station : 0000000000009  
Identification : 0000000000009  
\*\*\*\*\*  
Lanes 1-1 are Northbound

Wed - Oct 24, 90

Lane	1	Total
06:15	64	64
06:30	76	76
06:45	107	107
07:00	159	159
===== Hour Totals	406	406
07:15	241	241
07:30	263	263
07:45	296	296
08:00	360	360
===== Hour Totals	1160	1160
08:15	303	303
08:30	322	322
08:45	266	266
09:00	222	222
===== Hour Totals	1113	1113
09:15	246	246
09:30	212	212
09:45	225	225
10:00	199	199
===== Hour Totals	882	882
10:15	198	198
10:30	210	210
10:45	229	229
11:00	221	221
===== Hour Totals	858	858
11:15	250	250
11:30	249	249
11:45	305	305
12:00	299	299
===== Hour Totals	1103	1103
12:15	334	334
12:30	390	390
12:45	387	387

\*\*\*\*\*

Greiner, Inc.  
Traffic Counts  
Volume by Lane Report

Page 24

\*\*\*\*\*  
Data File : D1024007.PRN  
Station : 000000000009  
Identification : 000000000009  
\*\*\*\*\*  
Lanes 1-1 are Northbound  
-----

Wed - Oct 24, 90

Lane	1	Total
-----	-----	-----
13:00	427	427
=====	=====	=====
Hour Totals	1538	1538
13:15	436	436
13:30	375	375
13:45	384	384
14:00	358	358
=====	=====	=====
Hour Totals	1553	1553
14:15	298	298
14:30	323	323
14:45	257	257
15:00	308	308
=====	=====	=====
Hour Totals	1186	1186
15:15	280	280
15:30	266	266
15:45	282	282
16:00	346	346
=====	=====	=====
Hour Totals	1174	1174
16:15	304	304
16:30	310	310
16:45	345	345
17:00	326	326
=====	=====	=====
Hour Totals	1285	1285
17:15	344	344
17:30	312	312
17:45	321	321
18:00	311	311
=====	=====	=====
Hour Totals	1288	1288
18:15	283	283
18:30	240	240
18:45	221	221
19:00	181	181
=====	=====	=====
Hour Totals	925	925

\*\*\*\*\*

4-83

Greiner, Inc.  
Traffic Counts  
Volume by Lane Report

Page 25

\*\*\*\*\*  
Data File : D1024007.PRN  
Station : 0000000000009  
Identification : 0000000000009  
\*\*\*\*\*

Lanes 1-1 are Northbound

Wed - Oct 24, 90

Lane	1	Total
19:15	200	200
19:30	158	158
19:45	182	182
20:00	132	132
=====	=====	=====
Hour Totals	672	672
20:15	120	120
20:30	130	130
20:45	127	127
21:00	144	144
=====	=====	=====
Hour Totals	521	521
21:15	172	172
21:30	136	136
21:45	84	84
22:00	92	92
=====	=====	=====
Hour Totals	484	484
22:15	66	66
22:30	55	55
22:45	63	63
23:00	46	46
=====	=====	=====
Hour Totals	230	230
23:15	57	57
23:30	47	47
23:45	38	38
24:00	30	30
=====	=====	=====
Hour Totals	172	172
=====	=====	=====
Grand Totals	16869	16869
Percentages	100.0	

\*\*\*\*\*



Greiner, Inc.  
Traffic Counts  
Volume by Lane Report

Page 1

\*\*\*\*\*  
Data File : D1018005.PRN  
Station : 000000000017 Count ratio : 2.00  
Identification : 000000000017 Interval : 15 minutes  
Start date : Oct 18, 90 Start time : 00:00  
Stop date : Oct 18, 90 Stop time : 24:00  
City/Town : TAMPA County : HILLSBOROUGH  
Location : WESTSHORE bet ON/OFF RAMPs 1=NB 2=SB  
\*\*\*\*\*  
Lane 1 is Northbound - Lane 2 is Southbound  
-----

Thu - Oct 18, 90

Lane	1	2	Total
00:15	30	60	90
00:30	21	45	66
00:45	14	38	52
01:00	20	28	48
=====	=====	=====	=====
Hour Totals	85	171	256
01:15	17	31	48
01:30	11	24	35
01:45	11	32	43
02:00	9	22	31
=====	=====	=====	=====
Hour Totals	48	109	157
02:15	11	33	44
02:30	9	17	26
02:45	5	18	23
03:00	3	27	30
=====	=====	=====	=====
Hour Totals	28	95	123
03:15	4	19	23
03:30	10	13	23
03:45	4	10	14
04:00	6	15	21
=====	=====	=====	=====
Hour Totals	24	57	81
04:15	6	16	22
04:30	12	10	22
04:45	9	10	19
05:00	9	12	21
=====	=====	=====	=====
Hour Totals	36	48	84
05:15	4	11	15
05:30	10	16	26
05:45	15	27	42
06:00	23	51	74
=====	=====	=====	=====
Hour Totals	52	105	157

\*\*\*\*\*

Greiner, Inc.  
Traffic Counts  
Volume by Lane Report

Page 2

\*\*\*\*\*  
Data File : D1018005.PRN  
Station : 000000000017  
Identification : 000000000017  
\*\*\*\*\*

Lane 1 is Northbound - Lane 2 is Southbound

-----  
Thu - Oct 18, 90

Lane	1	2	Total
06:15	30	51	81
06:30	46	80	126
06:45	88	126	214
07:00	125	165	290
=====	=====	=====	=====
Hour Totals	289	422	711
07:15	142	206	348
07:30	200	237	437
07:45	197	260	457
08:00	259	307	566
=====	=====	=====	=====
Hour Totals	798	1010	1808
08:15	232	322	554
08:30	297	402	699
08:45	229	332	561
09:00	189	296	485
=====	=====	=====	=====
Hour Totals	947	1352	2299
09:15	156	302	458
09:30	155	275	430
09:45	147	275	422
10:00	170	331	501
=====	=====	=====	=====
Hour Totals	628	1183	1811
10:15	167	256	423
10:30	155	251	406
10:45	207	291	498
11:00	159	338	497
=====	=====	=====	=====
Hour Totals	688	1136	1824
11:15	195	370	565
11:30	189	366	555
11:45	262	521	783
12:00	288	466	754
=====	=====	=====	=====
Hour Totals	934	1723	2657
12:15	259	572	831
12:30	346	468	814
12:45	341	470	811

\*\*\*\*\*

Greiner, Inc.  
Traffic Counts  
Volume by Lane Report

Page 2

\*\*\*\*\*  
Data File : D1018005.PRN  
Station : 000000000017  
Identification : 000000000017  
\*\*\*\*\*

Lane 1 is Northbound - Lane 2 is Southbound  
-----

Thu - Oct 18, 90

Lane	1	2	Total
-----	-----	-----	-----
13:00	387	465	852
=====	=====	=====	=====
Hour Totals	1333	1975	3308
13:15	348	443	791
13:30	363	400	763
13:45	320	392	712
14:00	329	371	700
=====	=====	=====	=====
Hour Totals	1360	1606	2966
14:15	269	387	656
14:30	242	371	613
14:45	238	373	611
15:00	193	316	509
=====	=====	=====	=====
Hour Totals	942	1447	2389
15:15	200	341	541
15:30	211	348	559
15:45	172	360	532
16:00	216	393	609
=====	=====	=====	=====
Hour Totals	799	1442	2241
16:15	187	450	637
16:30	241	487	728
16:45	185	447	632
17:00	175	482	657
=====	=====	=====	=====
Hour Totals	788	1866	2654
17:15	246	579	825
17:30	186	595	781
17:45	216	535	751
18:00	195	368	563
=====	=====	=====	=====
Hour Totals	843	2077	2920
18:15	170	402	572
18:30	170	349	519
18:45	135	281	416
19:00	131	305	436
=====	=====	=====	=====
Hour Totals	606	1337	1943

\*\*\*\*\*

Greiner, Inc.  
Traffic Counts  
Volume by Lane Report

Page 4

\*\*\*\*\*  
Data File : D1018005.PRN  
Station : 000000000017  
Identification : 000000000017  
\*\*\*\*\*

Lane 1 is Northbound - Lane 2 is Southbound  
-----

Thu - Oct 18, 90

Lane	1	2	Total
19:15	136	254	390
19:30	118	223	341
19:45	116	197	313
20:00	118	188	306
=====	=====	=====	=====
Hour Totals	488	862	1350
20:15	89	191	280
20:30	78	155	233
20:45	84	137	221
21:00	94	160	254
=====	=====	=====	=====
Hour Totals	345	643	988
21:15	112	186	298
21:30	102	169	271
21:45	78	161	239
22:00	83	98	181
=====	=====	=====	=====
Hour Totals	375	614	989
22:15	74	109	183
22:30	77	96	173
22:45	59	86	145
23:00	49	76	125
=====	=====	=====	=====
Hour Totals	259	367	626
23:15	41	95	136
23:30	36	70	106
23:45	50	74	124
24:00	37	62	99
=====	=====	=====	=====
Hour Totals	164	301	465
=====	=====	=====	=====
Grand Totals	12859	21948	34807
Percentages	36.9	63.1	

\*\*\*\*\*

Greiner, Inc.  
Traffic Counts  
Volume by Lane Report

Page 1

\*\*\*\*\*  
Data File : D1019004.PRN  
Station : 000000000017 Count ratio : 2.00  
Identification : 000000000017 Interval : 15 minutes  
Start date : Oct 19, 90 Start time : 00:00  
Stop date : Oct 19, 90 Stop time : 24:00  
City/Town : TAMPA County : HILLSBOROUGH  
Location : WESTSHORE bet ON/OFF RAMPs 1=NB 2=SB  
\*\*\*\*\*

Lanes 1-2 are North/South Combined

Fri - Oct 19, 90

Lane	1	2	Total
00:15	30	50	80
00:30	25	48	73
00:45	19	30	49
01:00	23	42	65
=====	=====	=====	=====
Hour Totals	97	170	267
01:15	14	26	40
01:30	11	40	51
01:45	10	23	33
02:00	3	40	43
=====	=====	=====	=====
Hour Totals	38	129	167
02:15	8	30	38
02:30	12	21	33
02:45	7	39	46
03:00	9	33	42
=====	=====	=====	=====
Hour Totals	36	123	159
03:15	4	21	25
03:30	8	13	21
03:45	6	12	18
04:00	10	10	20
=====	=====	=====	=====
Hour Totals	28	56	84
04:15	7	15	22
04:30	12	11	23
04:45	6	10	16
05:00	9	14	23
=====	=====	=====	=====
Hour Totals	34	50	84
05:15	11	13	24
05:30	7	22	29
05:45	19	33	52
06:00	23	47	70
=====	=====	=====	=====
Hour Totals	60	115	175

\*\*\*\*\*

Greiner, Inc.  
Traffic Counts  
Volume by Lane Report

Page 2

\*\*\*\*\*  
Data File : D1019004.PRN  
Station : 000000000017  
Identification : 000000000017  
\*\*\*\*\*  
Lanes 1-2 are North/South Combined

Fri - Oct 19, 90

Lane	1	2	Total
06:15	38	53	91
06:30	34	105	139
06:45	73	128	201
07:00	105	156	261
===== Hour Totals	250	442	692
07:15	134	218	352
07:30	188	263	451
07:45	236	282	518
08:00	262	327	589
===== Hour Totals	820	1090	1910
08:15	213	286	499
08:30	254	356	610
08:45	213	281	494
09:00	188	319	507
===== Hour Totals	868	1242	2110
09:15	157	311	468
09:30	144	265	409
09:45	169	308	477
10:00	182	301	483
===== Hour Totals	652	1185	1837
10:15	180	293	473
10:30	191	327	518
10:45	165	305	470
11:00	202	369	571
===== Hour Totals	738	1294	2032
11:15	199	379	578
11:30	213	427	640
11:45	257	516	773
12:00	288	516	804
===== Hour Totals	957	1838	2795
12:15	264	585	849
12:30	368	489	857
12:45	349	488	837

\*\*\*\*\*

4-90

Greiner, Inc.  
Traffic Counts  
Volume by Lane Report

Page 3

\*\*\*\*\*  
Data File : D1019004.PRN  
Station : 000000000017  
Identification : 000000000017  
\*\*\*\*\*

Lanes 1-2 are North/South Combined

Fri - Oct 19, 90

Lane	1	2	Total
-----	-----	-----	-----
13:00	378	484	862
=====	=====	=====	=====
Hour Totals	1359	2046	3405
13:15	327	508	835
13:30	355	448	803
13:45	344	425	769
14:00	313	396	709
=====	=====	=====	=====
Hour Totals	1339	1777	3116
14:15	250	434	684
14:30	273	421	694
14:45	195	384	579
15:00	223	362	585
=====	=====	=====	=====
Hour Totals	941	1601	2542
15:15	245	414	659
15:30	226	397	623
15:45	200	389	589
16:00	199	384	583
=====	=====	=====	=====
Hour Totals	870	1584	2454
16:15	210	451	661
16:30	243	463	706
16:45	240	480	720
17:00	199	529	728
=====	=====	=====	=====
Hour Totals	892	1923	2815
17:15	245	579	824
17:30	229	536	765
17:45	187	510	697
18:00	189	382	571
=====	=====	=====	=====
Hour Totals	850	2007	2857
18:15	186	316	502
18:30	154	283	437
18:45	131	254	385
19:00	119	241	360
=====	=====	=====	=====
Hour Totals	590	1094	1684

\*\*\*\*\*

Greiner, Inc.  
Traffic Counts  
Volume by Lane Report

Page 4

\*\*\*\*\*  
Data File : D1019004.PRN  
Station : 000000000017  
Identification : 000000000017  
\*\*\*\*\*

Lanes 1-2 are North/South Combined

Fri - Oct 19, 90

Lane	1	2	Total
19:15	109	239	348
19:30	96	223	319
19:45	90	194	284
20:00	101	164	265
====	====	====	====
Hour Totals	396	820	1216
20:15	101	166	267
20:30	89	167	256
20:45	88	139	227
21:00	89	131	220
====	====	====	====
Hour Totals	367	603	970
21:15	102	124	226
21:30	97	125	222
21:45	91	116	207
22:00	87	93	180
====	====	====	====
Hour Totals	377	458	835
22:15	72	99	171
22:30	41	90	131
22:45	91	70	161
23:00	79	77	156
====	====	====	====
Hour Totals	283	336	619
23:15	79	99	178
23:30	77	118	195
23:45	70	110	180
24:00	64	87	151
====	====	====	====
Hour Totals	290	414	704
====	====	====	====
Grand Totals	13132	22397	35529
Percentages	37.0	63.0	

\*\*\*\*\*



Greiner, Inc.  
Traffic Counts  
Volume by Lane Report

Page 1

```
*****
Data File       : D1020004.PRN
Station        : 0000000000017
Identification  : 0000000000017
Start date     : Oct 20, 90
Stop date      : Oct 20, 90
City/Town      : TAMPA
Location       : WESTSHORE bet ON/OFF RAMPs 1=NB 2=SB
Count ratio    : 2.00
Interval       : 15 minutes
Start time     : 00:00
Stop time      : 24:00
County        : HILLSBOROUGH
*****
Lane 1 is Northbound - Lane 2 is Southbound
*****
```

Sat - Oct 20, 90

Lane	1	2	Total
00:15	50	88	138
00:30	45	85	130
00:45	60	82	142
01:00	51	72	123
====	====	====	====
Hour Totals	206	327	533
01:15	36	68	104
01:30	26	66	92
01:45	17	54	71
02:00	27	60	87
====	====	====	====
Hour Totals	106	248	354
02:15	21	39	60
02:30	22	44	66
02:45	16	63	79
03:00	7	72	79
====	====	====	====
Hour Totals	66	218	284
03:15	11	54	65
03:30	11	11	22
03:45	8	19	27
04:00	8	12	20
====	====	====	====
Hour Totals	38	96	134
04:15	8	11	19
04:30	7	11	18
04:45	7	12	19
05:00	5	15	20
====	====	====	====
Hour Totals	27	49	76
05:15	4	12	16
05:30	14	15	29
05:45	9	18	27
06:00	13	38	51
====	====	====	====
Hour Totals	40	83	123

\*\*\*\*\*

4-93

Greiner, Inc.  
Traffic Counts  
Volume by Lane Report

Page 1

\*\*\*\*\*  
Data File : D1020004.PRN  
Station : 0000000000017  
Identification : 0000000000017  
\*\*\*\*\*

Lane 1 is Northbound - Lane 2 is Southbound  
-----

Sat - Oct 20, 90

Lane	1	2	Total
06:15	17	30	47
06:30	32	33	65
06:45	33	52	85
07:00	34	67	101
===== Hour Totals	116	182	298
07:15	38	65	103
07:30	33	56	89
07:45	52	70	122
08:00	69	106	175
===== Hour Totals	192	297	489
08:15	57	91	148
08:30	51	125	176
08:45	85	131	216
09:00	94	177	271
===== Hour Totals	287	524	811
09:15	79	163	242
09:30	74	156	230
09:45	94	149	243
10:00	98	194	292
===== Hour Totals	345	662	1007
10:15	79	178	257
10:30	106	167	273
10:45	128	181	309
11:00	102	259	361
===== Hour Totals	415	785	1200
11:15	117	247	364
11:30	130	237	367
11:45	148	216	364
12:00	135	272	407
===== Hour Totals	530	972	1502
12:15	121	270	391
12:30	140	276	416
12:45	128	246	374

\*\*\*\*\*

Greiner, Inc.  
Traffic Counts  
Volume by Lane Report

Page 2

\*\*\*\*\*  
Data File : D1020004.PRN  
Station : 0000000000017  
Identification : 0000000000017  
\*\*\*\*\*

Lane 1 is Northbound - Lane 2 is Southbound

Sat - Oct 20, 90

Lane	1	2	Total
-----	-----	-----	-----
13:00	143	255	398
=====	=====	=====	=====
Hour Totals	532	1047	1579
13:15	142	266	408
13:30	117	224	341
13:45	148	208	356
14:00	130	206	336
=====	=====	=====	=====
Hour Totals	537	904	1441
14:15	145	244	389
14:30	148	247	395
14:45	118	213	331
15:00	141	221	362
=====	=====	=====	=====
Hour Totals	552	925	1477
15:15	123	217	340
15:30	119	242	361
15:45	129	206	335
16:00	135	216	351
=====	=====	=====	=====
Hour Totals	506	881	1387
16:15	95	205	300
16:30	126	180	306
16:45	127	216	343
17:00	118	189	307
=====	=====	=====	=====
Hour Totals	466	790	1256
17:15	118	220	338
17:30	104	194	298
17:45	105	184	289
18:00	90	189	279
=====	=====	=====	=====
Hour Totals	417	787	1204
18:15	100	182	282
18:30	94	171	265
18:45	94	195	289
19:00	77	171	248
=====	=====	=====	=====
Hour Totals	365	719	1084

\*\*\*\*\*

Greiner, Inc.  
Traffic Counts  
Volume by Lane Report

Page 4

\*\*\*\*\*  
Data File : D1020004.PRN  
Station : 000000000017  
Identification : 000000000017  
\*\*\*\*\*

Lane 1 is Northbound - Lane 2 is Southbound

Sat - Oct 20, 90

Lane	1	2	Total
19:15	112	164	276
19:30	100	187	287
19:45	74	173	247
20:00	93	127	220
Hour Totals	379	651	1030
20:15	68	111	179
20:30	72	106	178
20:45	74	90	164
21:00	88	83	171
Hour Totals	302	390	692
21:15	63	97	160
21:30	76	106	182
21:45	61	63	124
22:00	63	76	139
Hour Totals	263	342	605
22:15	77	93	170
22:30	57	91	148
22:45	83	90	173
23:00	76	72	148
Hour Totals	293	346	639
23:15	58	103	161
23:30	80	100	180
23:45	73	110	183
24:00	65	107	172
Hour Totals	276	420	696
Grand Totals	7256	12645	19901
Percentages	36.5	63.5	

\*\*\*\*\*

Greiner, Inc.  
Traffic Counts  
Volume by Lane Report

Page 1

\*\*\*\*\*

Data File : D1021005.PRN  
Station : 000000000017 Count ratio : 2.00  
Identification : 000000000017 Interval : 15 minutes  
Start date : Oct 21, 90 Start time : 00:00  
Stop date : Oct 21, 90 Stop time : 24:00  
City/Town : TAMPA County : HILLSBOROUGH  
Location : WESTSHORE bet DN/OFF RAMPs 1=NB 2=SB

\*\*\*\*\*

Lane 1 is Northbound - Lane 2 is Southbound

Sun - Oct 21, 90

Lane	1	2	Total
00:15	45	85	130
00:30	41	77	118
00:45	55	67	122
01:00	37	72	109
====	====	====	====
Hour Totals	178	301	479
01:15	37	78	115
01:30	25	51	76
01:45	25	54	79
02:00	30	56	86
====	====	====	====
Hour Totals	117	239	356
02:15	28	62	90
02:30	13	51	64
02:45	14	71	85
03:00	33	69	102
====	====	====	====
Hour Totals	88	253	341
03:15	13	66	79
03:30	24	22	46
03:45	6	23	29
04:00	8	14	22
====	====	====	====
Hour Totals	51	125	176
04:15	1	6	7
04:30	3	12	15
04:45	4	11	15
05:00	3	8	11
====	====	====	====
Hour Totals	11	37	48
05:15	5	12	17
05:30	8	9	17
05:45	8	12	20
06:00	18	29	47
====	====	====	====
Hour Totals	39	62	101

\*\*\*\*\*

Greiner, Inc.  
Traffic Counts  
Volume by Lane Report

Page 14

\*\*\*\*\*  
Data File : D1021005.PRN  
Station : 0000000000017  
Identification : 0000000000017  
\*\*\*\*\*

Lane 1 is Northbound - Lane 2 is Southbound

Sun - Oct 21, 90

Lane	1	2	Total
06:15	9	19	28
06:30	16	39	55
06:45	19	36	55
07:00	18	42	60
===== Hour Totals	62	136	198
07:15	20	31	51
07:30	23	36	59
07:45	25	30	55
08:00	21	40	61
===== Hour Totals	89	137	226
08:15	14	44	58
08:30	43	32	75
08:45	42	67	109
09:00	52	56	108
===== Hour Totals	151	199	350
09:15	56	72	128
09:30	56	79	135
09:45	72	66	138
10:00	68	82	150
===== Hour Totals	252	299	551
10:15	74	95	169
10:30	90	88	178
10:45	104	124	228
11:00	96	108	204
===== Hour Totals	364	415	779
11:15	143	133	276
11:30	133	138	271
11:45	138	130	268
12:00	165	173	338
===== Hour Totals	579	574	1153
12:15	132	152	284
12:30	126	174	300
12:45	97	151	248

\*\*\*\*\*

4-98

Greiner, Inc.  
Traffic Counts  
Volume by Lane Report

Page 15

\*\*\*\*\*  
Data File : D1021005.PRN  
Station : 000000000017  
Identification : 000000000017  
\*\*\*\*\*

Lane 1 is Northbound - Lane 2 is Southbound  
-----

Sun - Oct 21, 90

Lane	1	2	Total
-----	-----	-----	-----
13:00	113	193	306
=====	=====	=====	=====
Hour Totals	468	670	1138
13:15	90	199	289
13:30	99	166	265
13:45	102	187	289
14:00	103	159	262
=====	=====	=====	=====
Hour Totals	394	711	1105
14:15	90	194	284
14:30	108	174	282
14:45	102	161	263
15:00	96	160	256
=====	=====	=====	=====
Hour Totals	396	689	1085
15:15	87	153	240
15:30	99	150	249
15:45	81	170	251
16:00	81	174	255
=====	=====	=====	=====
Hour Totals	348	647	995
16:15	84	161	245
16:30	67	205	272
16:45	85	195	280
17:00	98	196	294
=====	=====	=====	=====
Hour Totals	334	757	1091
17:15	90	207	297
17:30	112	223	335
17:45	95	225	320
18:00	93	161	254
=====	=====	=====	=====
Hour Totals	390	816	1206
18:15	88	121	209
18:30	81	122	203
18:45	61	116	177
19:00	45	113	158
=====	=====	=====	=====
Hour Totals	275	472	747

\*\*\*\*\*

Greiner, Inc.  
Traffic Counts  
Volume by Lane Report

Page 1

\*\*\*\*\*  
Data File : D1021005.PRN  
Station : 000000000017  
Identification : 000000000017  
\*\*\*\*\*

Lane 1 is Northbound - Lane 2 is Southbound  
-----

Sun - Oct 21, 90

Lane	1	2	Total
-----	-----	-----	-----
19:15	70	99	169
19:30	60	106	166
19:45	27	95	122
20:00	52	88	140
=====	=====	=====	=====
Hour Totals	209	388	597
20:15	41	82	123
20:30	47	108	155
20:45	50	72	122
21:00	38	70	108
=====	=====	=====	=====
Hour Totals	176	332	508
21:15	35	82	117
21:30	34	57	91
21:45	24	69	93
22:00	34	56	90
=====	=====	=====	=====
Hour Totals	127	264	391
22:15	32	56	88
22:30	36	65	101
22:45	31	60	91
23:00	30	52	82
=====	=====	=====	=====
Hour Totals	129	233	362
23:15	30	49	79
23:30	30	38	68
23:45	24	39	63
24:00	22	34	56
=====	=====	=====	=====
Hour Totals	106	160	266
Grand Totals	5333	8916	14249
Percentages	37.4	62.6	

\*\*\*\*\*



Greiner, Inc.  
Traffic Counts  
Volume by Lane Report

Page 1

\*\*\*\*\*  
Data File : D1022007.PRN  
Station : 000000000017 Count ratio : 2.00  
Identification : 000000000017 Interval : 15 minutes  
Start date : Oct 22, 90 Start time : 00:00  
Stop date : Oct 22, 90 Stop time : 24:00  
City/Town : TAMPA County : HILLSBOROUGH  
Location : WESTSHORE bet ON/OFF RAMPs 1=NB 2=SB  
\*\*\*\*\*  
Lanes 1-2 are Southbound

-----  
Mon - Oct 22, 90

Lane	1	2	Total
-----	-----	-----	-----
00:15	12	47	59
00:30	16	34	50
00:45	14	24	38
01:00	11	26	37
=====	=====	=====	=====
Hour Totals	53	131	184
01:15	9	22	31
01:30	9	15	24
01:45	9	16	25
02:00	4	19	23
=====	=====	=====	=====
Hour Totals	31	72	103
02:15	1	15	16
02:30	1	6	7
02:45	9	16	25
03:00	3	16	19
=====	=====	=====	=====
Hour Totals	14	53	67
03:15	9	14	23
03:30	6	6	12
03:45	4	19	23
04:00	3	9	12
=====	=====	=====	=====
Hour Totals	22	48	70
04:15	7	8	15
04:30	3	7	10
04:45	14	12	26
05:00	0	16	16
=====	=====	=====	=====
Hour Totals	24	43	67
05:15	9	11	20
05:30	15	20	35
05:45	13	29	42
06:00	20	33	53
=====	=====	=====	=====
Hour Totals	57	93	150

\*\*\*\*\*

4-101

Greiner, Inc.  
Traffic Counts  
Volume by Lane Report

Page 2

\*\*\*\*\*  
Data File : D1022007.PRN  
Station : 000000000017  
Identification : 000000000017  
\*\*\*\*\*

Lanes 1-2 are Southbound

Mon - Oct 22, 90

Lane	1	2	Total
06:15	21	42	63
06:30	53	77	130
06:45	84	116	200
07:00	102	166	268
====	====	====	====
Hour Totals	260	401	661
07:15	168	225	393
07:30	238	236	474
07:45	225	250	475
08:00	284	303	587
====	====	====	====
Hour Totals	915	1014	1929
08:15	248	350	598
08:30	299	336	635
08:45	208	295	503
09:00	202	292	494
====	====	====	====
Hour Totals	957	1273	2230
09:15	145	306	451
09:30	176	259	435
09:45	166	252	418
10:00	125	308	433
====	====	====	====
Hour Totals	612	1125	1737
10:15	186	282	468
10:30	182	281	463
10:45	171	299	470
11:00	182	316	498
====	====	====	====
Hour Totals	721	1178	1899
11:15	218	352	570
11:30	233	376	609
11:45	221	437	658
12:00	257	531	788
====	====	====	====
Hour Totals	929	1696	2625
12:15	256	559	815
12:30	367	450	817
12:45	377	458	835

\*\*\*\*\*

4-102

Greiner, Inc.  
Traffic Counts  
Volume by Lane Report

Page 3

\*\*\*\*\*  
Data File : D1022007.PRN  
Station : 000000000017  
Identification : 000000000017  
\*\*\*\*\*  
Lanes 1-2 are Southbound  
-----

Mon - Oct 22, 90

Lane	1	2	Total
-----	-----	-----	-----
13:00	394	418	812
=====	=====	=====	=====
Hour Totals	1394	1885	3279
13:15	364	439	803
13:30	358	384	742
13:45	317	393	710
14:00	293	359	652
=====	=====	=====	=====
Hour Totals	1332	1575	2907
14:15	246	377	623
14:30	245	336	581
14:45	221	311	532
15:00	171	315	486
=====	=====	=====	=====
Hour Totals	883	1339	2222
15:15	220	312	532
15:30	176	310	486
15:45	192	334	526
16:00	173	319	492
=====	=====	=====	=====
Hour Totals	761	1275	2036
16:15	167	394	561
16:30	189	451	640
16:45	182	482	664
17:00	161	457	618
=====	=====	=====	=====
Hour Totals	699	1784	2483
17:15	209	614	823
17:30	178	514	692
17:45	179	532	711
18:00	188	424	612
=====	=====	=====	=====
Hour Totals	754	2084	2838
18:15	147	383	530
18:30	136	309	445
18:45	136	276	412
19:00	105	274	379
=====	=====	=====	=====
Hour Totals	524	1242	1766

\*\*\*\*\*

4-103

Greiner, Inc.  
Traffic Counts  
Volume by Lane Report

Page 4

\*\*\*\*\*  
Data File : D1022007.PRN  
Station : 000000000017  
Identification : 000000000017  
\*\*\*\*\*  
Lanes 1-2 are Southbound

Mon - Oct 22, 90

Lane	1	2	Total
19:15	97	252	349
19:30	90	219	309
19:45	93	197	290
20:00	96	172	268
Hour Totals	376	840	1216
20:15	95	154	249
20:30	82	125	207
20:45	80	133	213
21:00	86	132	218
Hour Totals	343	544	887
21:15	76	140	216
21:30	72	104	176
21:45	53	82	135
22:00	35	89	124
Hour Totals	236	415	651
22:15	32	87	119
22:30	31	75	106
22:45	28	56	84
23:00	30	57	87
Hour Totals	121	275	396
23:15	26	68	94
23:30	21	53	74
23:45	23	40	63
24:00	17	42	59
Hour Totals	87	203	290
Grand Totals	12105	20588	32693
Percentages	37.0	63.0	

\*\*\*\*\*

Greiner, Inc.  
Traffic Counts  
Volume by Lane Report

Page 17

```
*****
Data File       : D1023005.PRN
Station        : 0000000000017
Identification  : 0000000000017
Start date     : Oct 23, 90
Stop date      : Oct 23, 90
City/Town      : TAMPA
Location       : WESTSHORE bet ON/OFF RAMPs 1=NB 2=SB
Count ratio    : 2.00
Interval       : 15 minutes
Start time     : 00:00
Stop time      : 24:00
County         : HILLSBOROUGH
*****
```

\*\*\*\*\*  
Lane 1 is Northbound - Lane 2 is Southbound  
\*\*\*\*\*

Tue - Oct 23, 90

Lane	1	2	Total
00:15	14	38	52
00:30	13	41	54
00:45	20	24	44
01:00	6	12	18
====	====	====	====
Hour Totals	53	115	168
01:15	6	28	34
01:30	11	17	28
01:45	5	10	15
02:00	12	17	29
====	====	====	====
Hour Totals	34	72	106
02:15	1	9	10
02:30	6	13	19
02:45	4	22	26
03:00	6	14	20
====	====	====	====
Hour Totals	17	58	75
03:15	4	13	17
03:30	6	14	20
03:45	6	13	19
04:00	5	8	13
====	====	====	====
Hour Totals	21	48	69
04:15	2	12	14
04:30	13	8	21
04:45	6	14	20
05:00	5	15	20
====	====	====	====
Hour Totals	26	49	75
05:15	8	16	24
05:30	16	28	44
05:45	25	26	51
06:00	24	55	79
====	====	====	====
Hour Totals	73	125	198

\*\*\*\*\*

4-105

Greiner, Inc.  
Traffic Counts  
Volume by Lane Report

Page 18

\*\*\*\*\*  
Data File : D1023005.PRN  
Station : 000000000017  
Identification : 000000000017  
\*\*\*\*\*

Lane 1 is Northbound - Lane 2 is Southbound

Tue - Oct 23, 90

Lane	1	2	Total
06:15	33	54	87
06:30	55	91	146
06:45	78	127	205
07:00	117	180	297
===== Hour Totals	283	452	735
07:15	160	221	381
07:30	259	282	541
07:45	195	293	488
08:00	293	289	582
===== Hour Totals	907	1085	1992
08:15	234	337	571
08:30	246	340	586
08:45	211	294	505
09:00	187	312	499
===== Hour Totals	878	1283	2161
09:15	174	332	506
09:30	156	292	448
09:45	151	290	441
10:00	126	308	434
===== Hour Totals	607	1222	1829
10:15	154	245	399
10:30	135	261	396
10:45	166	316	482
11:00	173	340	513
===== Hour Totals	628	1162	1790
11:15	184	358	542
11:30	197	365	562
11:45	241	475	716
12:00	249	480	729
===== Hour Totals	871	1678	2549
12:15	290	496	786
12:30	297	426	723
12:45	317	437	754

\*\*\*\*\*

Greiner, Inc.  
Traffic Counts  
Volume by Lane Report

Page 19

\*\*\*\*\*  
Data File : D1023005.PRN  
Station : 000000000017  
Identification : 000000000017  
\*\*\*\*\*

Lane 1 is Northbound - Lane 2 is Southbound  
-----

Tue - Oct 23, 90

Lane	1	2	Total
-----	-----	-----	-----
13:00	401	431	832
=====	=====	=====	=====
Hour Totals	1305	1790	3095
13:15	364	389	753
13:30	330	399	729
13:45	274	318	592
14:00	293	330	623
=====	=====	=====	=====
Hour Totals	1261	1436	2697
14:15	265	322	587
14:30	201	326	527
14:45	198	327	525
15:00	197	318	515
=====	=====	=====	=====
Hour Totals	861	1293	2154
15:15	167	320	487
15:30	196	305	501
15:45	194	347	541
16:00	204	344	548
=====	=====	=====	=====
Hour Totals	761	1316	2077
16:15	157	430	587
16:30	178	437	615
16:45	170	495	665
17:00	180	486	666
=====	=====	=====	=====
Hour Totals	685	1848	2533
17:15	194	584	778
17:30	172	473	645
17:45	174	533	707
18:00	167	413	580
=====	=====	=====	=====
Hour Totals	707	2003	2710
18:15	150	393	543
18:30	146	292	438
18:45	145	272	417
19:00	144	262	406
=====	=====	=====	=====
Hour Totals	585	1219	1804

\*\*\*\*\*

4-107

Greiner, Inc.  
Traffic Counts  
Volume by Lane Report

Page 20

\*\*\*\*\*  
Data File : D1023005.PRN  
Station : 000000000017  
Identification : 000000000017  
\*\*\*\*\*

Lane 1 is Northbound - Lane 2 is Southbound

Tue - Oct 23, 90

Lane	1	2	Total
19:15	121	252	373
19:30	113	244	357
19:45	102	195	297
20:00	88	182	270
=====	=====	=====	=====
Hour Totals	424	873	1297
20:15	84	159	243
20:30	80	145	225
20:45	88	173	261
21:00	87	126	213
=====	=====	=====	=====
Hour Totals	339	603	942
21:15	80	115	195
21:30	77	117	194
21:45	64	85	149
22:00	54	87	141
=====	=====	=====	=====
Hour Totals	275	404	679
22:15	56	114	170
22:30	39	81	120
22:45	37	80	117
23:00	45	90	135
=====	=====	=====	=====
Hour Totals	177	365	542
23:15	30	106	136
23:30	24	110	134
23:45	25	105	130
24:00	21	53	74
=====	=====	=====	=====
Hour Totals	100	374	474
=====	=====	=====	=====
Grand Totals	11878	20873	32751
Percentages	36.3	63.7	

\*\*\*\*\*



Greiner, Inc.  
Traffic Counts  
Volume by Lane Report

Page 30

\*\*\*\*\*

```
Data File      : D1024003.PRN
Station       : 0000000000017          Count ratio : 2.00
Identification : 0000000000017          Interval    : 15 minutes
Start date    : Oct 24, 90              Start time   : 00:00
Stop date     : Oct 24, 90              Stop time    : 24:00
City/Town     : TAMPA                   County       : HILLSBOROUGH
Location      : WESTSHORE bet ON/OFF RAMP 1=NB 2=SB
```

\*\*\*\*\*

Lanes 1-2 are North/South Combined

-----  
Wed - Oct 24, 90

Lane	1	2	Total
00:15	12	50	62
00:30	10	40	50
00:45	23	28	51
01:00	11	26	37
=====	=====	=====	=====
Hour Totals	56	144	200
01:15	8	15	23
01:30	13	18	31
01:45	5	25	30
02:00	4	17	21
=====	=====	=====	=====
Hour Totals	30	75	105
02:15	7	14	21
02:30	9	11	20
02:45	5	17	22
03:00	2	17	19
=====	=====	=====	=====
Hour Totals	23	59	82
03:15	2	13	15
03:30	3	7	10
03:45	3	10	13
04:00	10	8	18
=====	=====	=====	=====
Hour Totals	18	38	56
04:15	4	14	18
04:30	5	6	11
04:45	3	11	14
05:00	10	8	18
=====	=====	=====	=====
Hour Totals	22	39	61
05:15	7	17	24
05:30	16	22	38
05:45	9	28	37
06:00	13	43	56
=====	=====	=====	=====
Hour Totals	45	110	155

\*\*\*\*\*

4-109

Greiner, Inc.  
Traffic Counts  
Volume by Lane Report

Page 31

\*\*\*\*\*  
Data File : D1024003.PRN  
Station : 000000000017  
Identification : 000000000017  
\*\*\*\*\*  
Lanes 1-2 are North/South Combined

-----  
Wed - Oct 24, 90

Lane	1	2	Total
06:15	28	44	72
06:30	46	95	141
06:45	72	126	198
07:00	109	167	276
=====	=====	=====	=====
Hour Totals	255	432	687
07:15	154	224	378
07:30	184	235	419
07:45	196	315	511
08:00	322	306	628
=====	=====	=====	=====
Hour Totals	856	1080	1936
08:15	236	339	575
08:30	269	377	646
08:45	196	307	503
09:00	169	294	463
=====	=====	=====	=====
Hour Totals	870	1317	2187
09:15	168	309	477
09:30	152	306	458
09:45	177	301	478
10:00	145	274	419
=====	=====	=====	=====
Hour Totals	642	1190	1832
10:15	142	284	426
10:30	146	279	425
10:45	168	271	439
11:00	166	268	434
=====	=====	=====	=====
Hour Totals	622	1102	1724
11:15	184	334	518
11:30	181	382	563
11:45	203	480	683
12:00	217	513	730
=====	=====	=====	=====
Hour Totals	785	1709	2494
12:15	258	514	772
12:30	326	396	722
12:45	331	428	759

\*\*\*\*\*

4-110

Greiner, Inc.  
Traffic Counts  
Volume by Lane Report

Page 32

\*\*\*\*\*  
Data File : D1024003.PRN  
Station : 000000000017  
Identification : 000000000017  
\*\*\*\*\*  
Lanes 1-2 are North/South Combined

-----  
Wed - Oct 24, 90

Lane	1	2	Total
-----	-----	-----	-----
13:00	363	407	770
=====	=====	=====	=====
Hour Totals	1278	1745	3023
13:15	380	396	776
13:30	347	402	749
13:45	326	361	687
14:00	275	353	628
=====	=====	=====	=====
Hour Totals	1328	1512	2840
14:15	220	319	539
14:30	205	301	506
14:45	185	338	523
15:00	200	298	498
=====	=====	=====	=====
Hour Totals	810	1256	2066
15:15	186	295	481
15:30	170	310	480
15:45	172	330	502
16:00	183	362	545
=====	=====	=====	=====
Hour Totals	711	1297	2008
16:15	169	416	585
16:30	166	472	638
16:45	200	493	693
17:00	162	470	632
=====	=====	=====	=====
Hour Totals	697	1851	2548
17:15	180	630	810
17:30	208	508	716
17:45	197	539	736
18:00	204	373	577
=====	=====	=====	=====
Hour Totals	789	2050	2839
18:15	146	356	502
18:30	145	307	452
18:45	124	275	399
19:00	103	216	319
=====	=====	=====	=====
Hour Totals	518	1154	1672

\*\*\*\*\*

4-111

Greiner, Inc.  
Traffic Counts  
Volume by Lane Report

Page 33

```
*****
Data File       : D1024003.PRN
Station        : 000000000017
Identification  : 000000000017
*****
Lanes 1-2 are North/South Combined
```

Wed - Oct 24, 90

Lane	1	2	Total
19:15	118	231	349
19:30	84	203	287
19:45	112	162	274
20:00	83	162	245
=====	=====	=====	=====
Hour Totals	397	758	1155
20:15	70	175	245
20:30	78	160	238
20:45	83	152	235
21:00	84	128	212
=====	=====	=====	=====
Hour Totals	315	615	930
21:15	95	114	209
21:30	79	125	204
21:45	47	104	151
22:00	54	91	145
=====	=====	=====	=====
Hour Totals	275	434	709
22:15	42	95	137
22:30	31	72	103
22:45	50	76	126
23:00	31	65	96
=====	=====	=====	=====
Hour Totals	154	308	462
23:15	36	97	133
23:30	30	68	98
23:45	23	57	80
24:00	29	44	73
=====	=====	=====	=====
Hour Totals	118	266	384
Grand Totals	11614	20541	32155
Percentages	36.1	63.9	

\*\*\*\*\*

Greiner, Inc.  
Traffic Counts  
Volume by Lane Report

Page 9

\*\*\*\*\*  
Data File : D1018004.PRN  
Station : 000000000011 Count ratio : 2.00  
Identification : 000000000011 Interval : 15 minutes  
Start date : Oct 18, 90 Start time : 00:00  
Stop date : Oct 18, 90 Stop time : 24:00  
City/Town : TAMPA County : HILLSBOROUGH  
Location : WESTSHORE bet I-275 @ CYPRESS 1=NB 2=SB  
\*\*\*\*\*  
Lane 1 is Northbound - Lane 2 is Southbound  
-----

Thu - Oct 18, 90

Lane	1	2	Total
00:15	34	37	71
00:30	33	41	74
00:45	19	36	55
01:00	32	19	51
===== Hour Totals	118	133	251
01:15	21	21	42
01:30	23	17	40
01:45	9	24	33
02:00	13	15	28
===== Hour Totals	66	77	143
02:15	16	20	36
02:30	17	19	36
02:45	11	12	23
03:00	10	17	27
===== Hour Totals	54	68	122
03:15	13	13	26
03:30	9	8	17
03:45	9	6	15
04:00	13	8	21
===== Hour Totals	44	35	79
04:15	7	11	18
04:30	10	13	23
04:45	11	7	18
05:00	17	7	24
===== Hour Totals	45	38	83
05:15	10	6	16
05:30	21	7	28
05:45	26	14	40
06:00	55	18	73
===== Hour Totals	112	45	157

\*\*\*\*\*

4-113

Greiner, Inc.  
Traffic Counts  
Volume by Lane Report

Page 10

\*\*\*\*\*  
Data File : D1018004.PRN  
Station : 000000000011  
Identification : 000000000011  
\*\*\*\*\*

Lane 1 is Northbound - Lane 2 is Southbound

-----  
Thu - Oct 18, 90

Lane	1	2	Total
-----	-----	-----	-----
06:15	57	31	88
06:30	67	39	106
06:45	147	72	219
07:00	206	75	281
=====	=====	=====	=====
Hour Totals	477	217	694
07:15	275	124	399
07:30	400	138	538
07:45	343	165	508
08:00	465	181	646
=====	=====	=====	=====
Hour Totals	1483	608	2091
08:15	417	170	587
08:30	496	194	690
08:45	420	200	620
09:00	353	177	530
=====	=====	=====	=====
Hour Totals	1686	741	2427
09:15	245	169	414
09:30	237	179	416
09:45	197	202	399
10:00	251	225	476
=====	=====	=====	=====
Hour Totals	930	775	1705
10:15	232	208	440
10:30	215	191	406
10:45	258	216	474
11:00	210	234	444
=====	=====	=====	=====
Hour Totals	915	849	1764
11:15	244	269	513
11:30	261	280	541
11:45	283	359	642
12:00	349	345	694
=====	=====	=====	=====
Hour Totals	1137	1253	2390
12:15	299	415	714
12:30	361	397	758
12:45	379	345	724

\*\*\*\*\*

Greiner, Inc.  
Traffic Counts  
Volume by Lane Report

Page 11

\*\*\*\*\*  
Data File : D1018004.PRN  
Station : 000000000011  
Identification : 000000000011  
\*\*\*\*\*

Lane 1 is Northbound - Lane 2 is Southbound

-----  
Thu - Oct 18, 90

Lane	1	2	Total
-----	-----	-----	-----
13:00	437	362	799
=====	=====	=====	=====
Hour Totals	1476	1519	2995
13:15	377	357	734
13:30	382	299	681
13:45	357	303	660
14:00	343	275	618
=====	=====	=====	=====
Hour Totals	1459	1234	2693
14:15	306	317	623
14:30	273	262	535
14:45	283	243	526
15:00	297	259	556
=====	=====	=====	=====
Hour Totals	1159	1081	2240
15:15	225	252	477
15:30	274	262	536
15:45	244	265	509
16:00	279	308	587
=====	=====	=====	=====
Hour Totals	1022	1087	2109
16:15	305	369	674
16:30	276	366	642
16:45	283	374	657
17:00	281	358	639
=====	=====	=====	=====
Hour Totals	1145	1467	2612
17:15	268	477	745
17:30	303	482	785
17:45	276	447	723
18:00	247	326	573
=====	=====	=====	=====
Hour Totals	1094	1732	2826
18:15	216	317	533
18:30	207	257	464
18:45	185	226	411
19:00	187	195	382
=====	=====	=====	=====
Hour Totals	795	995	1790

\*\*\*\*\*

4-115

Greiner, Inc.  
Traffic Counts  
Volume by Lane Report

Page 12

\*\*\*\*\*  
Data File : D1018004.PRN  
Station : 000000000011  
Identification : 000000000011  
\*\*\*\*\*

Lane 1 is Northbound - Lane 2 is Southbound

Thu - Oct 18, 90

Lane	1	2	Total
19:15	176	203	379
19:30	138	166	304
19:45	147	128	275
20:00	152	138	290
=====	=====	=====	=====
Hour Totals	613	635	1248
20:15	103	122	225
20:30	86	109	195
20:45	105	113	218
21:00	114	108	222
=====	=====	=====	=====
Hour Totals	408	452	860
21:15	126	134	260
21:30	115	123	238
21:45	93	115	208
22:00	109	76	185
=====	=====	=====	=====
Hour Totals	443	448	891
22:15	97	72	169
22:30	73	76	149
22:45	82	68	150
23:00	74	52	126
=====	=====	=====	=====
Hour Totals	326	268	594
23:15	51	75	126
23:30	47	60	107
23:45	56	63	119
24:00	46	36	82
=====	=====	=====	=====
Hour Totals	200	234	434
Grand Totals	17207	15991	33198
Percentages	51.8	48.2	

\*\*\*\*\*



Greiner, Inc.  
Traffic Counts  
Volume by Lane Report

Page 5

\*\*\*\*\*  
Data File : D1019005.PRN  
Station : 000000000011 Count ratio : 2.00  
Identification : 000000000011 Interval : 15 minutes  
Start date : Oct 19, 90 Start time : 00:00  
Stop date : Oct 19, 90 Stop time : 24:00  
City/Town : TAMPA County : HILLSBOROUGH  
Location : WESTSHORE bet I-275 @ CYPRESS 1=NB 2=SB  
\*\*\*\*\*  
Lane 1 is Northbound - Lane 2 is Southbound  
-----

Fri - Oct 19, 90

Lane	1	2	Total
00:15	30	39	69
00:30	22	41	63
00:45	27	34	61
01:00	23	20	43
===== Hour Totals	102	134	236
01:15	25	23	48
01:30	23	26	49
01:45	9	23	32
02:00	7	31	38
===== Hour Totals	64	103	167
02:15	14	23	37
02:30	10	27	37
02:45	8	22	30
03:00	9	28	37
===== Hour Totals	41	100	141
03:15	7	18	25
03:30	12	12	24
03:45	9	12	21
04:00	13	7	20
===== Hour Totals	41	49	90
04:15	11	10	21
04:30	19	9	28
04:45	8	7	15
05:00	11	10	21
===== Hour Totals	49	36	85
05:15	20	11	31
05:30	12	7	19
05:45	29	15	44
06:00	38	20	58
===== Hour Totals	99	53	152

\*\*\*\*\*

4-117

Greiner, Inc.  
Traffic Counts  
Volume by Lane Report

Page 6

\*\*\*\*\*  
Data File : D1019005.PRN  
Station : 000000000011  
Identification : 000000000011  
\*\*\*\*\*

Lane 1 is Northbound - Lane 2 is Southbound

Fri - Oct 19, 90

Lane	1	2	Total
06:15	57	34	91
06:30	82	57	139
06:45	127	68	195
07:00	197	71	268
===== Hour Totals	463	230	693
07:15	281	118	399
07:30	419	132	551
07:45	400	163	563
08:00	468	163	631
===== Hour Totals	1568	576	2144
08:15	421	151	572
08:30	408	218	626
08:45	342	162	504
09:00	322	213	535
===== Hour Totals	1493	744	2237
09:15	249	201	450
09:30	234	181	415
09:45	234	224	458
10:00	274	211	485
===== Hour Totals	991	817	1808
10:15	208	199	407
10:30	256	235	491
10:45	234	219	453
11:00	249	252	501
===== Hour Totals	947	905	1852
11:15	253	291	544
11:30	271	275	546
11:45	280	386	666
12:00	354	378	732
===== Hour Totals	1158	1330	2488
12:15	332	464	796
12:30	393	387	780
12:45	362	344	706

\*\*\*\*\*

4-118

Greiner, Inc.  
Traffic Counts  
Volume by Lane Report

Page 7

\*\*\*\*\*  
Data File : D1019005.PRN  
Station : 000000000011  
Identification : 000000000011  
\*\*\*\*\*

Lane 1 is Northbound - Lane 2 is Southbound

-----  
Fri - Oct 19, 90

Lane	1	2	Total
-----	-----	-----	-----
13:00	438	370	808
=====	=====	=====	=====
Hour Totals	1525	1565	3090
13:15	389	397	786
13:30	389	367	756
13:45	382	294	676
14:00	365	304	669
=====	=====	=====	=====
Hour Totals	1525	1362	2887
14:15	331	315	646
14:30	309	300	609
14:45	282	285	567
15:00	273	252	525
=====	=====	=====	=====
Hour Totals	1195	1152	2347
15:15	281	298	579
15:30	295	293	588
15:45	263	316	579
16:00	267	282	549
=====	=====	=====	=====
Hour Totals	1106	1189	2295
16:15	271	366	637
16:30	381	380	761
16:45	315	407	722
17:00	294	371	665
=====	=====	=====	=====
Hour Totals	1261	1524	2785
17:15	274	469	743
17:30	314	442	756
17:45	280	422	702
18:00	204	293	497
=====	=====	=====	=====
Hour Totals	1072	1626	2698
18:15	219	236	455
18:30	203	208	411
18:45	158	176	334
19:00	162	163	325
=====	=====	=====	=====
Hour Totals	742	783	1525

\*\*\*\*\*

4-119

Greiner, Inc.  
Traffic Counts  
Volume by Lane Report

Page 8

\*\*\*\*\*  
Data File : D1019005.PRN  
Station : 000000000011  
Identification : 000000000011  
\*\*\*\*\*

Lane 1 is Northbound - Lane 2 is Southbound

Fri - Oct 19, 90

Lane	1	2	Total
19:15	158	173	331
19:30	149	134	283
19:45	129	144	273
20:00	132	102	234
=====	=====	=====	=====
Hour Totals	568	553	1121
20:15	120	135	255
20:30	113	122	235
20:45	138	84	222
21:00	92	104	196
=====	=====	=====	=====
Hour Totals	463	445	908
21:15	126	90	216
21:30	124	97	221
21:45	123	75	198
22:00	120	70	190
=====	=====	=====	=====
Hour Totals	493	332	825
22:15	81	91	172
22:30	72	68	140
22:45	93	71	164
23:00	94	67	161
=====	=====	=====	=====
Hour Totals	340	297	637
23:15	76	87	163
23:30	67	99	166
23:45	66	101	167
24:00	62	76	138
=====	=====	=====	=====
Hour Totals	271	363	634
=====	=====	=====	=====
Grand Totals	17577	16268	33845
Percentages	51.9	48.1	

\*\*\*\*\*

Greiner, Inc.  
Traffic Counts  
Volume by Lane Report

Page 5

\*\*\*\*\*  
Data File : D1020005.PRN  
Station : 000000000011 Count ratio : 2.00  
Identification : 000000000011 Interval : 15 minutes  
Start date : Oct 20, 90 Start time : 00:00  
Stop date : Oct 20, 90 Stop time : 24:00  
City/Town : TAMPA County : HILLSBOROUGH  
Location : WESTSHORE bet I-275 @ CYPRESS 1=NB 2=SB  
\*\*\*\*\*  
Lane 1 is Northbound - Lane 2 is Southbound  
-----

Sat - Oct 20, 90

Lane	1	2	Total
-----	-----	-----	-----
00:15	45	91	136
00:30	48	90	138
00:45	57	84	141
01:00	43	65	108
=====	=====	=====	=====
Hour Totals	193	330	523
01:15	38	66	104
01:30	23	57	80
01:45	25	62	87
02:00	18	53	71
=====	=====	=====	=====
Hour Totals	104	238	342
02:15	26	47	73
02:30	24	40	64
02:45	18	53	71
03:00	9	75	84
=====	=====	=====	=====
Hour Totals	77	215	292
03:15	10	59	69
03:30	11	14	25
03:45	5	19	24
04:00	12	10	22
=====	=====	=====	=====
Hour Totals	38	102	140
04:15	6	11	17
04:30	5	11	16
04:45	9	6	15
05:00	12	14	26
=====	=====	=====	=====
Hour Totals	32	42	74
05:15	8	7	15
05:30	17	10	27
05:45	18	6	24
06:00	34	15	49
=====	=====	=====	=====
Hour Totals	77	38	115

\*\*\*\*\*

4-121

Greiner, Inc.  
Traffic Counts  
Volume by Lane Report

Page 6

\*\*\*\*\*  
Data File : D1020005.PRN  
Station : 000000000011  
Identification : 000000000011  
\*\*\*\*\*

Lane 1 is Northbound - Lane 2 is Southbound

Sat - Oct 20, 90

Lane	1	2	Total
06:15	33	13	46
06:30	40	18	58
06:45	45	27	72
07:00	54	35	89
Hour Totals	172	93	265
07:15	59	42	101
07:30	60	43	103
07:45	74	37	111
08:00	96	54	150
Hour Totals	289	176	465
08:15	102	44	146
08:30	94	78	172
08:45	113	66	179
09:00	126	95	221
Hour Totals	435	283	718
09:15	120	93	213
09:30	104	99	203
09:45	111	89	200
10:00	126	105	231
Hour Totals	461	386	847
10:15	100	112	212
10:30	134	110	244
10:45	146	112	258
11:00	138	157	295
Hour Totals	518	491	1009
11:15	119	190	309
11:30	148	159	307
11:45	166	165	331
12:00	152	157	309
Hour Totals	585	671	1256
12:15	156	195	351
12:30	170	205	375
12:45	153	183	336

\*\*\*\*\*

4-122

Greiner, Inc.  
Traffic Counts  
Volume by Lane Report

Page 7

\*\*\*\*\*  
Data File : D1020005.PRN  
Station : 000000000011  
Identification : 000000000011  
\*\*\*\*\*

Lane 1 is Northbound - Lane 2 is Southbound

Sat - Oct 20, 90

Lane	1	2	Total
-----	-----	-----	-----
13:00	173	176	349
=====	=====	=====	=====
Hour Totals	652	759	1411
13:15	154	209	363
13:30	148	151	299
13:45	174	155	329
14:00	151	141	292
=====	=====	=====	=====
Hour Totals	627	656	1283
14:15	156	162	318
14:30	177	170	347
14:45	152	157	309
15:00	159	151	310
=====	=====	=====	=====
Hour Totals	644	640	1284
15:15	145	133	278
15:30	142	166	308
15:45	151	138	289
16:00	160	130	290
=====	=====	=====	=====
Hour Totals	598	567	1165
16:15	114	139	253
16:30	152	110	262
16:45	158	136	294
17:00	139	140	279
=====	=====	=====	=====
Hour Totals	563	525	1088
17:15	147	156	303
17:30	110	143	253
17:45	148	138	286
18:00	106	117	223
=====	=====	=====	=====
Hour Totals	511	554	1065
18:15	136	98	234
18:30	114	106	220
18:45	107	120	227
19:00	100	100	200
=====	=====	=====	=====
Hour Totals	457	424	881

\*\*\*\*\*

4-123

Greiner, Inc.  
Traffic Counts  
Volume by Lane Report

Page 8

\*\*\*\*\*  
Data File : D1020005.PRN  
Station : 000000000011  
Identification : 000000000011  
\*\*\*\*\*

Lane 1 is Northbound - Lane 2 is Southbound

Sat - Oct 20, 90

Lane	1	2	Total
19:15	108	97	205
19:30	125	108	233
19:45	116	108	224
20:00	104	76	180
===== Hour Totals	453	389	842
20:15	92	79	171
20:30	92	72	164
20:45	85	57	142
21:00	106	63	169
===== Hour Totals	375	271	646
21:15	73	65	138
21:30	107	75	182
21:45	85	37	122
22:00	95	51	146
===== Hour Totals	360	228	588
22:15	107	52	159
22:30	90	47	137
22:45	111	48	159
23:00	112	55	167
===== Hour Totals	420	202	622
23:15	84	65	149
23:30	97	82	179
23:45	112	70	182
24:00	90	83	173
===== Hour Totals	383	300	683
===== Grand Totals	9024	8580	17604
Percentages	51.3	48.7	

\*\*\*\*\*



Greiner, Inc.  
Traffic Counts  
Volume by Lane Report

Page 5

\*\*\*\*\*

Data File : D1021004.PRN  
Station : 000000000011 Count ratio : 2.00  
Identification : 000000000011 Interval : 15 minutes  
Start date : Oct 21, 90 Start time : 00:00  
Stop date : Oct 21, 90 Stop time : 24:00  
City/Town : TAMPA County : HILLSBOROUGH  
Location : WESTSHORE bet I-275 @ CYPRESS 1=NB 2=SB

\*\*\*\*\*

Lane 1 is Northbound - Lane 2 is Southbound

Sun - Oct 21, 90

Lane	1	2	Total
00:15	76	54	130
00:30	68	61	129
00:45	64	47	111
01:00	45	53	98
===== Hour Totals	253	215	468
01:15	40	65	105
01:30	40	45	85
01:45	32	43	75
02:00	32	45	77
===== Hour Totals	144	198	342
02:15	31	44	75
02:30	25	50	75
02:45	24	55	79
03:00	27	58	85
===== Hour Totals	107	207	314
03:15	29	60	89
03:30	26	19	45
03:45	12	16	28
04:00	11	12	23
===== Hour Totals	78	107	185
04:15	4	1	5
04:30	8	4	12
04:45	6	12	18
05:00	8	7	15
===== Hour Totals	26	24	50
05:15	8	8	16
05:30	14	3	17
05:45	16	4	20
06:00	25	10	35
===== Hour Totals	63	25	88

\*\*\*\*\*

Greiner, Inc.  
Traffic Counts  
Volume by Lane Report

Page 10

\*\*\*\*\*  
Data File : D1021004.PRN  
Station : 000000000011  
Identification : 000000000011  
\*\*\*\*\*

Lane 1 is Northbound - Lane 2 is Southbound

Sun - Oct 21, 90

Lane	1	2	Total
06:15	19	14	33
06:30	17	13	30
06:45	24	14	38
07:00	29	24	53
=====	=====	=====	=====
Hour Totals	89	65	154
07:15	32	19	51
07:30	29	19	48
07:45	44	18	62
08:00	35	23	58
=====	=====	=====	=====
Hour Totals	140	79	219
08:15	33	25	58
08:30	50	23	73
08:45	65	36	101
09:00	77	42	119
=====	=====	=====	=====
Hour Totals	225	126	351
09:15	65	50	115
09:30	77	51	128
09:45	93	36	129
10:00	81	60	141
=====	=====	=====	=====
Hour Totals	316	197	513
10:15	94	61	155
10:30	104	64	168
10:45	122	73	195
11:00	143	90	233
=====	=====	=====	=====
Hour Totals	463	288	751
11:15	150	90	240
11:30	150	106	256
11:45	145	95	240
12:00	156	102	258
=====	=====	=====	=====
Hour Totals	601	393	994
12:15	149	97	246
12:30	142	151	293
12:45	109	114	223

\*\*\*\*\*

Greiner, Inc.  
Traffic Counts  
Volume by Lane Report

Page 1:

\*\*\*\*\*

Data File : D1021004.PRN

Station : 000000000011

Identification : 000000000011

\*\*\*\*\*

Lane 1 is Northbound - Lane 2 is Southbound

Sun - Oct 21, 90

Lane	1	2	Total
-----	-----	-----	-----
13:00	125	125	250
=====	=====	=====	=====
Hour Totals	525	487	1012
13:15	117	150	267
13:30	107	104	211
13:45	125	122	247
14:00	108	117	225
=====	=====	=====	=====
Hour Totals	457	493	950
14:15	121	130	251
14:30	149	114	263
14:45	107	116	223
15:00	122	105	227
=====	=====	=====	=====
Hour Totals	499	465	964
15:15	99	105	204
15:30	118	114	232
15:45	104	116	220
16:00	103	103	206
=====	=====	=====	=====
Hour Totals	424	438	862
16:15	94	120	214
16:30	90	128	218
16:45	122	168	290
17:00	136	139	275
=====	=====	=====	=====
Hour Totals	442	555	997
17:15	142	153	295
17:30	161	138	299
17:45	178	115	293
18:00	149	103	252
=====	=====	=====	=====
Hour Totals	630	509	1139
18:15	101	108	209
18:30	115	65	180
18:45	72	78	150
19:00	71	76	147
=====	=====	=====	=====
Hour Totals	359	327	686

\*\*\*\*\*

4-127

Greiner, Inc.  
Traffic Counts  
Volume by Lane Report

Page 1.

\*\*\*\*\*  
Data File : D1021004.PRN  
Station : 000000000011  
Identification : 000000000011  
\*\*\*\*\*

Lane 1 is Northbound - Lane 2 is Southbound

Sun - Oct 21, 90

Lane	1	2	Total
19:15	74	78	152
19:30	80	72	152
19:45	36	78	114
20:00	63	60	123
=====	=====	=====	=====
Hour Totals	253	288	541
20:15	54	46	100
20:30	58	66	124
20:45	56	52	108
21:00	55	43	98
=====	=====	=====	=====
Hour Totals	223	207	430
21:15	54	54	108
21:30	47	44	91
21:45	47	37	84
22:00	42	41	83
=====	=====	=====	=====
Hour Totals	190	176	366
22:15	37	36	73
22:30	55	37	92
22:45	42	33	75
23:00	38	34	72
=====	=====	=====	=====
Hour Totals	172	140	312
23:15	35	41	76
23:30	35	24	59
23:45	44	30	74
24:00	21	22	43
=====	=====	=====	=====
Hour Totals	135	117	252
=====	=====	=====	=====
Grand Totals	6814	6126	12940
Percentages	52.7	47.3	

\*\*\*\*\*

Greiner, Inc.  
Traffic Counts  
Volume by Lane Report

Page 29

\*\*\*\*\*

Data File : D1022006.PRN  
Station : 000000000011 Count ratio : 2.00  
Identification : 000000000011 Interval : 15 minutes  
Start date : Oct 22, 90 Start time : 00:00  
Stop date : Oct 22, 90 Stop time : 24:00  
City/Town : TAMPA County : HILLSBOROUGH  
Location : WESTSHORE bet I-275 @ CYPRESS 1=NB 2=SB

\*\*\*\*\*

Lanes 1-2 are North/South Combined

Mon - Oct 22, 90

Lane	1	2	Total
00:15	23	39	62
00:30	16	30	46
00:45	18	19	37
01:00	15	18	33
=====	=====	=====	=====
Hour Totals	72	106	178
01:15	11	18	29
01:30	11	15	26
01:45	11	5	16
02:00	11	19	30
=====	=====	=====	=====
Hour Totals	44	57	101
02:15	5	13	18
02:30	2	12	14
02:45	9	11	20
03:00	6	12	18
=====	=====	=====	=====
Hour Totals	22	48	70
03:15	6	12	18
03:30	12	4	16
03:45	9	14	23
04:00	9	8	17
=====	=====	=====	=====
Hour Totals	36	38	74
04:15	9	4	13
04:30	14	5	19
04:45	15	4	19
05:00	16	9	25
=====	=====	=====	=====
Hour Totals	54	22	76
05:15	9	11	20
05:30	18	10	28
05:45	27	16	43
06:00	39	19	58
=====	=====	=====	=====
Hour Totals	93	56	149

\*\*\*\*\*

4-129

Greiner, Inc.  
Traffic Counts  
Volume by Lane Report

Page 3

\*\*\*\*\*  
Data File : D1022006.PRN  
Station : 000000000011  
Identification : 000000000011  
\*\*\*\*\*

Lanes 1-2 are North/South Combined

Mon - Oct 22, 90

Lane	1	2	Total
06:15	41	21	62
06:30	73	38	111
06:45	136	56	192
07:00	217	73	290
===== Hour Totals	467	188	655
07:15	318	120	438
07:30	464	121	585
07:45	413	135	548
08:00	494	170	664
===== Hour Totals	1689	546	2235
08:15	464	182	646
08:30	487	165	652
08:45	385	170	555
09:00	326	185	511
===== Hour Totals	1662	702	2364
09:15	229	186	415
09:30	235	175	410
09:45	226	163	389
10:00	192	211	403
===== Hour Totals	882	735	1617
10:15	222	209	431
10:30	205	219	424
10:45	254	229	483
11:00	247	229	476
===== Hour Totals	928	886	1814
11:15	250	266	516
11:30	289	268	557
11:45	266	325	591
12:00	327	395	722
===== Hour Totals	1132	1254	2386
12:15	289	446	735
12:30	380	363	743
12:45	383	396	779

\*\*\*\*\*

Greiner, Inc.  
Traffic Counts  
Volume by Lane Report

Page 3:

\*\*\*\*\*  
Data File : D1022006.PRN  
Station : 000000000011  
Identification : 000000000011  
\*\*\*\*\*

Lanes 1-2 are North/South Combined

-----  
Mon - Oct 22, 90  
-----

Lane	1	2	Total
-----	-----	-----	-----
13:00	433	325	758
=====	=====	=====	=====
Hour Totals	1485	1530	3015
13:15	395	358	753
13:30	384	292	676
13:45	359	288	647
14:00	350	274	624
=====	=====	=====	=====
Hour Totals	1488	1212	2700
14:15	273	280	553
14:30	298	261	559
14:45	251	225	476
15:00	226	253	479
=====	=====	=====	=====
Hour Totals	1048	1019	2067
15:15	241	249	490
15:30	221	205	426
15:45	239	267	506
16:00	251	255	506
=====	=====	=====	=====
Hour Totals	952	976	1928
16:15	234	298	532
16:30	224	347	571
16:45	249	404	653
17:00	230	343	573
=====	=====	=====	=====
Hour Totals	937	1392	2329
17:15	206	476	682
17:30	219	461	680
17:45	205	426	631
18:00	203	353	556
=====	=====	=====	=====
Hour Totals	833	1716	2549
18:15	200	306	506
18:30	177	243	420
18:45	161	224	385
19:00	151	175	326
=====	=====	=====	=====
Hour Totals	689	948	1637

\*\*\*\*\*

4-131

Greiner, Inc.  
Traffic Counts  
Volume by Lane Report

Page 3

\*\*\*\*\*  
Data File : D1022006.PRN  
Station : 000000000011  
Identification : 000000000011  
\*\*\*\*\*  
Lanes 1-2 are North/South Combined

Mon - Oct 22, 90

Lane	1	2	Total
19:15	105	197	302
19:30	122	165	287
19:45	108	137	245
20:00	117	143	260
=====	=====	=====	=====
Hour Totals	452	642	1094
20:15	100	114	214
20:30	99	102	201
20:45	90	95	185
21:00	107	102	209
=====	=====	=====	=====
Hour Totals	396	413	809
21:15	94	113	207
21:30	79	85	164
21:45	69	63	132
22:00	42	48	90
=====	=====	=====	=====
Hour Totals	284	309	593
22:15	33	61	94
22:30	56	55	111
22:45	47	41	88
23:00	45	38	83
=====	=====	=====	=====
Hour Totals	181	195	376
23:15	45	49	94
23:30	29	37	66
23:45	28	33	61
24:00	18	29	47
=====	=====	=====	=====
Hour Totals	120	148	268
=====	=====	=====	=====
Grand Totals	15946	15138	31084
Percentages	51.3	48.7	

\*\*\*\*\*



Greiner, Inc.  
Traffic Counts  
Volume by Lane Report

Page 13

\*\*\*\*\*

Data File : D1023004.PRN  
Station : 000000000011 Count ratio : 2.00  
Identification : 000000000011 Interval : 15 minutes  
Start date : Oct 23, 90 Start time : 00:00  
Stop date : Oct 23, 90 Stop time : 24:00  
City/Town : TAMPA County : HILLSBOROUGH  
Location : WESTSHORE bet I-275 @ CYPRESS 1=NB 2=SB

\*\*\*\*\*  
Lane 1 is Northbound - Lane 2 is Southbound  
-----

Tue - Oct 23, 90

Lane	1	2	Total
00:15	22	26	48
00:30	19	35	54
00:45	12	20	32
01:00	20	9	29
=====	=====	=====	=====
Hour Totals	73	90	163
01:15	15	17	32
01:30	12	10	22
01:45	8	8	16
02:00	16	10	26
=====	=====	=====	=====
Hour Totals	51	45	96
02:15	8	9	17
02:30	10	10	20
02:45	10	18	28
03:00	8	12	20
=====	=====	=====	=====
Hour Totals	36	49	85
03:15	6	12	18
03:30	11	12	23
03:45	17	12	29
04:00	8	6	14
=====	=====	=====	=====
Hour Totals	42	42	84
04:15	5	6	11
04:30	15	8	23
04:45	10	7	17
05:00	15	15	30
=====	=====	=====	=====
Hour Totals	45	36	81
05:15	10	9	19
05:30	19	13	32
05:45	40	19	59
06:00	56	29	85
=====	=====	=====	=====
Hour Totals	125	70	195

\*\*\*\*\*

Greiner, Inc.  
Traffic Counts  
Volume by Lane Report

Page 14

```
*****
Data File       : D1023004.PRN
Station        : 000000000011
Identification  : 000000000011
*****
Lane 1 is Northbound - Lane 2 is Southbound
```

Tue - Oct 23, 90

Lane	1	2	Total
06:15	54	38	92
06:30	98	46	144
06:45	113	69	182
07:00	207	95	302
Hour Totals	472	248	720
07:15	289	117	406
07:30	434	138	572
07:45	405	174	579
08:00	428	154	582
Hour Totals	1556	583	2139
08:15	419	149	568
08:30	425	190	615
08:45	368	199	567
09:00	294	174	468
Hour Totals	1506	712	2218
09:15	214	185	399
09:30	168	168	336
09:45	231	168	399
10:00	221	228	449
Hour Totals	834	749	1583
10:15	220	180	400
10:30	187	218	405
10:45	202	212	414
11:00	244	241	485
Hour Totals	853	851	1704
11:15	236	291	527
11:30	233	252	485
11:45	278	374	652
12:00	288	354	642
Hour Totals	1035	1271	2306
12:15	308	416	724
12:30	321	341	662
12:45	327	311	638

\*\*\*\*\*

Greiner, Inc.  
Traffic Counts  
Volume by Lane Report

Page 15

\*\*\*\*\*  
Data File : D1023004.PRN  
Station : 000000000011  
Identification : 000000000011  
\*\*\*\*\*  
Lane 1 is Northbound - Lane 2 is Southbound  
-----

Tue - Oct 23, 90

Lane	1	2	Total
-----	-----	-----	-----
13:00	386	340	726
=====	=====	=====	=====
Hour Totals	1342	1408	2750
13:15	381	307	688
13:30	394	296	690
13:45	318	262	580
14:00	319	240	559
=====	=====	=====	=====
Hour Totals	1412	1105	2517
14:15	283	250	533
14:30	239	219	458
14:45	240	266	506
15:00	277	231	508
=====	=====	=====	=====
Hour Totals	1039	966	2005
15:15	213	258	471
15:30	241	212	453
15:45	232	288	520
16:00	255	272	527
=====	=====	=====	=====
Hour Totals	941	1030	1971
16:15	191	344	535
16:30	238	308	546
16:45	196	434	630
17:00	243	341	584
=====	=====	=====	=====
Hour Totals	868	1427	2295
17:15	229	532	761
17:30	286	416	702
17:45	271	452	723
18:00	265	336	601
=====	=====	=====	=====
Hour Totals	1051	1736	2787
18:15	201	309	510
18:30	179	228	407
18:45	180	211	391
19:00	187	172	359
=====	=====	=====	=====
Hour Totals	747	920	1667

\*\*\*\*\*

Greiner, Inc.  
Traffic Counts  
Volume by Lane Report

Page 16

\*\*\*\*\*  
Data File : D1023004.PRN  
Station : 000000000011  
Identification : 000000000011  
\*\*\*\*\*

Lane 1 is Northbound - Lane 2 is Southbound

Tue - Oct 23, 90

Lane	1	2	Total
19:15	150	184	334
19:30	131	168	299
19:45	134	126	260
20:00	111	127	238
=====	=====	=====	=====
Hour Totals	526	605	1131
20:15	112	136	248
20:30	85	100	185
20:45	99	123	222
21:00	112	88	200
=====	=====	=====	=====
Hour Totals	408	447	855
21:15	99	85	184
21:30	93	91	184
21:45	86	57	143
22:00	64	61	125
=====	=====	=====	=====
Hour Totals	342	294	636
22:15	68	78	146
22:30	55	45	100
22:45	61	55	116
23:00	104	44	148
=====	=====	=====	=====
Hour Totals	288	222	510
23:15	164	57	221
23:30	68	55	123
23:45	58	69	127
24:00	69	34	103
=====	=====	=====	=====
Hour Totals	359	215	574
=====	=====	=====	=====
Grand Totals	15951	15121	31072
Percentages	51.3	48.7	

\*\*\*\*\*

Greiner, Inc.  
Traffic Counts  
Volume by Lane Report

Page 1

```
*****
Data File       : D1024006.PRN
Station        : 000000000011          Count ratio : 2.00
Identification : 000000000011          Interval    : 15 minutes
Start date     : Oct 24, 90             Start time   : 00:00
Stop date      : Oct 24, 90             Stop time    : 24:00
City/Town      : TAMPA                  County       : HILLSBOROUGH
Location       : WESTSHORE bet I-275 @ CYPRESS 1=NB 2=SB
*****
Lane 1 is Northbound - Lane 2 is Southbound
*****
```

Wed - Oct 24, 90

Lane	1	2	Total
00:15	25	39	64
00:30	20	31	51
00:45	15	30	45
01:00	17	22	39
Hour Totals	77	122	199
01:15	13	13	26
01:30	13	8	21
01:45	16	13	29
02:00	7	18	25
Hour Totals	49	52	101
02:15	10	9	19
02:30	11	9	20
02:45	7	11	18
03:00	4	13	17
Hour Totals	32	42	74
03:15	3	10	13
03:30	12	6	18
03:45	14	6	20
04:00	15	5	20
Hour Totals	44	27	71
04:15	8	9	17
04:30	16	7	23
04:45	12	10	22
05:00	23	3	26
Hour Totals	59	29	88
05:15	6	10	16
05:30	25	8	33
05:45	25	12	37
06:00	43	21	64
Hour Totals	99	51	150

\*\*\*\*\*

Greiner, Inc.  
Traffic Counts  
Volume by Lane Report

Page 2

\*\*\*\*\*  
Data File : D1024006.FRN  
Station : 000000000011  
Identification : 000000000011  
\*\*\*\*\*

Lane 1 is Northbound - Lane 2 is Southbound

Wed - Oct 24, 90

Lane	1	2	Total
06:15	55	23	78
06:30	82	51	133
06:45	124	65	189
07:00	211	75	286
=====	=====	=====	=====
Hour Totals	472	214	686
07:15	323	111	434
07:30	387	123	510
07:45	358	181	539
08:00	518	161	679
=====	=====	=====	=====
Hour Totals	1586	576	2162
08:15	432	178	610
08:30	428	206	634
08:45	365	167	532
09:00	345	188	533
=====	=====	=====	=====
Hour Totals	1570	739	2309
09:15	265	187	452
09:30	212	180	392
09:45	232	195	427
10:00	206	175	381
=====	=====	=====	=====
Hour Totals	915	737	1652
10:15	221	193	414
10:30	204	209	413
10:45	234	199	433
11:00	234	174	408
=====	=====	=====	=====
Hour Totals	893	775	1668
11:15	197	251	448
11:30	260	254	514
11:45	241	343	584
12:00	292	371	663
=====	=====	=====	=====
Hour Totals	990	1219	2209
12:15	322	406	728
12:30	346	346	692
12:45	359	307	666

\*\*\*\*\*

Greiner, Inc.  
Traffic Counts  
Volume by Lane Report

Page 3

\*\*\*\*\*  
Data File : D1024006.PRN  
Station : 000000000011  
Identification : 000000000011  
\*\*\*\*\*

Lane 1 is Northbound - Lane 2 is Southbound

-----  
Wed - Oct 24, 90

Lane	1	2	Total
-----	-----	-----	-----
13:00	391	315	706
=====	=====	=====	=====
Hour Totals	1418	1374	2792
13:15	369	347	716
13:30	382	285	667
13:45	383	270	653
14:00	330	265	595
=====	=====	=====	=====
Hour Totals	1464	1167	2631
14:15	299	250	549
14:30	263	202	465
14:45	261	245	506
15:00	278	232	510
=====	=====	=====	=====
Hour Totals	1101	929	2030
15:15	249	216	465
15:30	258	219	477
15:45	259	263	522
16:00	298	266	564
=====	=====	=====	=====
Hour Totals	1064	964	2028
16:15	340	311	651
16:30	284	349	633
16:45	279	395	674
17:00	309	325	634
=====	=====	=====	=====
Hour Totals	1212	1380	2592
17:15	261	482	743
17:30	263	424	687
17:45	290	410	700
18:00	244	332	576
=====	=====	=====	=====
Hour Totals	1058	1648	2706
18:15	198	296	494
18:30	185	236	421
18:45	164	201	365
19:00	137	161	298
=====	=====	=====	=====
Hour Totals	684	894	1578

\*\*\*\*\*

4-139

Greiner, Inc.  
Traffic Counts  
Volume by Lane Report

Page 4

\*\*\*\*\*  
Data File : D1024006.PRN  
Station : 000000000011  
Identification : 000000000011  
\*\*\*\*\*

Lane 1 is Northbound - Lane 2 is Southbound

Wed - Oct 24, 90

Lane	1	2	Total
19:15	145	177	322
19:30	109	121	230
19:45	133	120	253
20:00	96	105	201
=====	=====	=====	=====
Hour Totals	483	523	1006
20:15	89	126	215
20:30	96	147	243
20:45	99	106	205
21:00	102	109	211
=====	=====	=====	=====
Hour Totals	386	488	874
21:15	114	103	217
21:30	108	77	185
21:45	67	72	139
22:00	70	79	149
=====	=====	=====	=====
Hour Totals	359	331	690
22:15	59	67	126
22:30	54	50	104
22:45	59	50	109
23:00	61	37	98
=====	=====	=====	=====
Hour Totals	233	204	437
23:15	45	62	107
23:30	41	54	95
23:45	42	42	84
24:00	30	42	72
=====	=====	=====	=====
Hour Totals	158	200	358
=====	=====	=====	=====
Grand Totals	16406	14685	31091
Percentages	52.8	47.2	

\*\*\*\*\*



SECTION 4C

## Greiner Inc.

REFERENCE: C2380.05

FILENAME: W-275N-A

INTERSECTION OF WESTSHORE BLVD. AND I-275 (Northside)

NAME OF COUNTER: M

WEATHER: GOOD

DATE: 10 / 23 / 90

PERIOD BEGIN	--NORTH BOUND--			--SOUTH BOUND--			--EAST BOUND--			--WEST BOUND--			VEHICLE TOTAL
	LT	THRU	RT	LT	THRU	RT	LT	THRU	RT	LT	THRU	RT	
06:30	0	78	0	0	69	0	0	0	0	58	0	35	240
06:45	0	117	0	0	95	0	0	0	0	85	0	90	387
HR TOTAL	0	195	0	0	164	0	0	0	0	143	0	125	627
			( 195)			( 164)			( 0)			( 268)	
07:00	0	160	0	0	117	0	0	0	0	104	0	129	510
07:15	0	259	0	0	138	0	0	0	0	144	0	175	716
07:30	0	159	0	0	174	0	0	0	0	119	0	214	666
07:45	0	293	0	0	154	0	0	0	0	135	0	135	717
HR TOTAL	0	871	0	0	583	0	0	0	0	502	0	653	2609
			( 871)			( 583)			( 0)			( 1155)	
08:00	0	234	0	0	149	0	0	0	0	188	0	185	756
08:15	0	246	0	0	190	0	0	0	0	150	0	179	765
08:30	0	211	0	0	199	0	0	0	0	95	0	157	662
08:45	0	187	0	0	174	0	0	0	0	138	0	107	606
HR TOTAL	0	878	0	0	712	0	0	0	0	571	0	628	2789
			( 878)			( 712)			( 0)			( 1199)	
09:00	0	174	0	0	185	0	0	0	0	147	0	40	546
09:15	0	156	0	0	168	0	0	0	0	124	0	12	460
HR TOTAL	0	330	0	0	353	0	0	0	0	271	0	52	1006
			( 330)			( 353)			( 0)			( 323)	
DAY TOTAL	0	2274	0	0	1812	0	0	0	0	1487	0	1458	7031

FOR THE PERIOD 06:30 - 09:15 THE PEAK HOUR IS 07:30 - 08:30

DIRECTION	PEAK HR FACTOR	---- VOLUMES ----			---- PERCENTS ----		
		LEFT	THRU	RIGHT	LEFT	THRU	RIGHT
NORTH	0.80	0	932	0 ( 932)	0	100	0
SOUTH	0.84	0	667	0 ( 667)	0	100	0
EAST	0.00	0	0	0 ( 0)	0	0	0
WEST	0.87	592	0	713 ( 1305)	45	0	55
				( 2904)			

Greiner Inc.

REFERENCE: C2380.05

FILENAME: W-275N-M

INTERSECTION OF WESTSHORE BLVD. AND I-275 (Northside)

NAME OF COUNTER: M

DATE: 10 / 23 / 90

WEATHER: GOOD

PERIOD BEGIN	--NORTH BOUND--			--SOUTH BOUND--			--EAST BOUND--			--WEST BOUND--			VEHICLE TOTAL
	LT	THRU	RT	LT	THRU	RT	LT	THRU	RT	LT	THRU	RT	
11:00	0	184	0	0	291	0	0	0	0	68	0	52	595
11:15	0	197	0	0	252	0	0	0	0	113	0	36	598
11:30	0	241	0	0	374	0	0	0	0	101	0	37	753
11:45	0	249	0	0	354	0	0	0	0	126	0	39	768
HR TOTAL	0	871	0	0	1271	0	0	0	0	408	0	164	2714
			( 871)			( 1271)			( 0)				( 572)
12:00	0	290	0	0	416	0	0	0	0	80	0	18	804
12:15	0	297	0	0	341	0	0	0	0	85	0	24	747
12:30	0	317	0	0	311	0	0	0	0	126	0	10	764
12:45	0	401	0	0	340	0	0	0	0	91	0	15	847
HR TOTAL	0	1305	0	0	1408	0	0	0	0	382	0	67	3162
			( 1305)			( 1408)			( 0)				( 449)
DAY TOTAL	0	2176	0	0	2679	0	0	0	0	790	0	231	5876

FOR THE PERIOD 11:00 - 12:45 THE PEAK HOUR IS 11:45 - 12:45

DIRECTION	PEAK HR FACTOR	---- VOLUMES ----			--- PERCENTS ---		
		LEFT	THRU	RIGHT	LEFT	THRU	RIGHT
NORTH	0.72	0	1153	0	( 1153)	0	100
SOUTH	0.85	0	1422	0	( 1422)	0	100
EAST	0.00	0	0	0	( 0)	0	0
WEST	0.77	417	0	91	( 508)	82	0
					( 3083)		18

## Greiner Inc.

REFERENCE: C2380.05

FILENAME: W-275N-P

INTERSECTION OF WESTSHORE BLVD. AND I-275 (Northside)

NAME OF COUNTER: M

WEATHER: GOOD

DATE: 10 / 23 / 90

PERIOD BEGIN	--NORTH BOUND--			--SOUTH BOUND--			--EAST BOUND--			--WEST BOUND--			VEHICLE TOTAL
	LT	THRU	RT	LT	THRU	RT	LT	THRU	RT	LT	THRU	RT	
15:30	0	194	0	0	288	0	0	0	0	59	0	38	579
15:45	0	204	0	0	272	0	0	0	0	72	0	51	599
HR TOTAL	0	398	0	0	560	0	0	0	0	131	0	89	1178
			( 398)			( 560)			( 0)				( 220)
16:00	0	157	0	0	344	0	0	0	0	86	0	34	621
16:15	0	178	0	0	308	0	0	0	0	129	0	60	675
16:30	0	170	0	0	434	0	0	0	0	61	0	26	691
16:45	0	180	0	0	341	0	0	0	0	145	0	63	729
HR TOTAL	0	685	0	0	1427	0	0	0	0	421	0	183	2716
			( 685)			( 1427)			( 0)				( 604)
17:00	0	194	0	0	532	0	0	0	0	52	0	35	813
17:15	0	172	0	0	416	0	0	0	0	57	0	114	759
17:30	0	174	0	0	452	0	0	0	0	81	0	97	804
17:45	0	167	0	0	336	0	0	0	0	77	0	98	678
HR TOTAL	0	707	0	0	1736	0	0	0	0	267	0	344	3054
			( 707)			( 1736)			( 0)				( 611)
18:00	0	150	0	0	309	0	0	0	0	84	0	51	594
18:15	0	146	0	0	228	0	0	0	0	64	0	33	471
HR TOTAL	0	296	0	0	537	0	0	0	0	148	0	84	1065
			( 296)			( 537)			( 0)				( 232)
DAY TOTAL	0	2086	0	0	4260	0	0	0	0	967	0	700	8013

FOR THE PERIOD 15:30 - 18:15 THE PEAK HOUR IS 16:45 - 17:45

DIRECTION	PEAK HR FACTOR	--- VOLUMES ---			--- PERCENTS ---		
		LEFT	THRU	RIGHT	LEFT	THRU	RIGHT
NORTH	0.93	0	720	0 ( 720)	0	100	0
SOUTH	0.82	0	1741	0 ( 1741)	0	100	0
EAST	0.00	0	0	0 ( 0)	0	0	0
WEST	0.77	335	0	309 ( 644)	52	0	48
				( 3105)			

Greiner Inc.

REFERENCE: C2380.05

FILENAME: W-275N-N

INTERSECTION OF WESTSHORE BLVD. AND I-275 (Northside)

NAME OF COUNTER: M

WEATHER: GOOD

DATE: 10 / 23 / 90

PERIOD	--NORTH BOUND--			--SOUTH BOUND--			--EAST BOUND--			--WEST BOUND--			VEHICLE
BEGIN	LT	THRU	RT	LT	THRU	RT	LT	THRU	RT	LT	THRU	RT	TOTAL
19:00	0	121	0	0	184	0	0	0	0	68	0	29	402
19:15	0	113	0	0	168	0	0	0	0	76	0	18	375
19:30	0	102	0	0	126	0	0	0	0	69	0	32	329
19:45	0	88	0	0	127	0	0	0	0	55	0	23	293
HR TOTAL	0	424	0	0	605	0	0	0	0	268	0	102	1399
		( 424)			( 605)			( 0)				( 370)	
20:00	0	84	0	0	136	0	0	0	0	23	0	28	271
20:15	0	80	0	0	100	0	0	0	0	45	0	5	230
20:30	0	88	0	0	123	0	0	0	0	50	0	11	272
20:45	0	87	0	0	88	0	0	0	0	38	0	25	238
HR TOTAL	0	339	0	0	447	0	0	0	0	156	0	69	1011
		( 339)			( 447)			( 0)				( 225)	
21:00	0	80	0	0	85	0	0	0	0	30	0	19	214
21:15	0	77	0	0	91	0	0	0	0	26	0	16	210
21:30	0	64	0	0	57	0	0	0	0	28	0	22	171
21:45	0	54	0	0	61	0	0	0	0	26	0	10	151
HR TOTAL	0	275	0	0	294	0	0	0	0	110	0	67	746
		( 275)			( 294)			( 0)				( 177)	
DAY TOTAL	0	1038	0	0	1346	0	0	0	0	534	0	238	3156

FOR THE PERIOD 19:00 - 21:45 THE PEAK HOUR IS 19:00 - 20:00

DIRECTION	PEAK HR FACTOR	---- VOLUMES ----			--- PERCENTS ---		
		LEFT	THRU	RIGHT	LEFT	THRU	RIGHT
NORTH	0.88	0	424	0	( 424)	0	100
SOUTH	0.82	0	605	0	( 605)	0	100
EAST	0.00	0	0	0	( 0)	0	0
WEST	0.92	268	0	102	( 370)	72	0
					( 1399)		

EMPIRE  
OF  
AMERICA

WESTSHORE BLVD

(Northside)

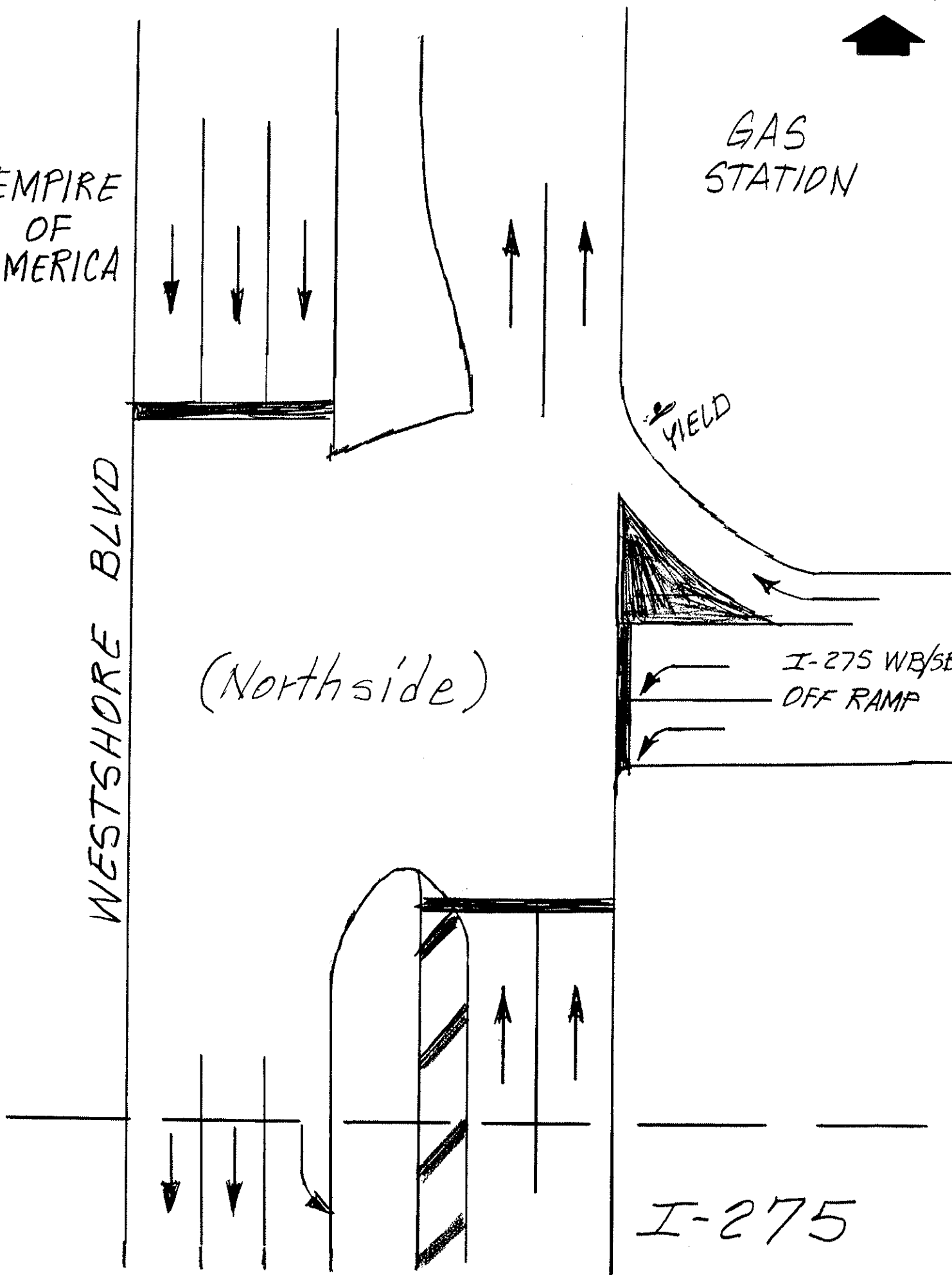
GAS  
STATION

YIELD

I-275 WB/SB  
OFF RAMP

I-275

4-145



Greiner Inc.

REFERENCE: C2380.05

FILENAME: W-275S-A

INTERSECTION OF WESTSHORE BLVD. AND I-275 (Southside)

NAME OF COUNTER: M

WEATHER: GOOD

DATE: 10 / 23 / 90

PERIOD	--NORTH BOUND--			--SOUTH BOUND--			--EAST BOUND--			--WEST BOUND--			VEHICLE
BEGIN	LT	THRU	RT	LT	THRU	RT	LT	THRU	RT	LT	THRU	RT	TOTAL
06:30	0	78	40	16	111	0	0	0	0	0	0	0	245
06:45	0	117	48	18	162	0	0	0	0	0	0	0	345
HR TOTAL	0	195	88	34	273	0	0	0	0	0	0	0	590
			( 283)			( 307)			( 0)			( 0)	
07:00	0	160	84	19	202	0	0	0	0	0	0	0	465
07:15	0	259	45	78	204	0	0	0	0	0	0	0	586
07:30	0	195	75	71	222	0	0	0	0	0	0	0	563
07:45	0	293	66	87	202	0	0	0	0	0	0	0	648
HR TOTAL	0	907	270	255	830	0	0	0	0	0	0	0	2262
			( 1177)			( 1085)			( 0)			( 0)	
08:00	0	234	58	73	264	0	0	0	0	0	0	0	629
08:15	0	246	70	56	284	0	0	0	0	0	0	0	656
08:30	0	211	59	82	212	0	0	0	0	0	0	0	564
08:45	0	187	70	94	218	0	0	0	0	0	0	0	569
HR TOTAL	0	878	257	305	978	0	0	0	0	0	0	0	2418
			( 1135)			( 1283)			( 0)			( 0)	
09:00	0	174	40	130	202	0	0	0	0	0	0	0	546
09:15	0	156	68	93	199	0	0	0	0	0	0	0	516
HR TOTAL	0	330	108	223	401	0	0	0	0	0	0	0	1062
			( 438)			( 624)			( 0)			( 0)	
DAY TOTAL	0	2310	723	817	2482	0	0	0	0	0	0	0	6332

FOR THE PERIOD 06:30 - 09:15 THE PEAK HOUR IS 07:45 - 08:45

DIRECTION	PEAK HR FACTOR	---- VOLUMES ----				--- PERCENTS ---		
		LEFT	THRU	RIGHT		LEFT	THRU	RIGHT
NORTH	0.86	0	984	253	( 1237)	0	80	20
SOUTH	0.93	298	962	0	( 1260)	24	76	0
EAST	0.00	0	0	0	( 0)	0	0	0
WEST	0.00	0	0	0	( 0)	0	0	0
					( 2497)			

Greiner Inc.

REFERENCE: C2380.05

FILENAME: W-2756-M

INTERSECTION OF WESTSHORE BLVD. AND I-275 (Southside)

NAME OF COUNTER: M

WEATHER: GOOD

DATE: 10 / 23 / 90

PERIOD BEGIN	--NORTH BOUND--			--SOUTH BOUND--			--EAST BOUND--			--WEST BOUND--			VEHICLE TOTAL
	LT	THRU	RT	LT	THRU	RT	LT	THRU	RT	LT	THRU	RT	
11:00	0	184	49	103	255	0	0	0	0	0	0	0	591
11:15	0	197	18	145	220	0	0	0	0	0	0	0	580
11:30	0	241	78	101	374	0	0	0	0	0	0	0	794
11:45	0	249	69	86	394	0	0	0	0	0	0	0	798
HR TOTAL	0	871	214	435	1243	0	0	0	0	0	0	0	2763
			( 1085)			( 1678)			( 0)			( 0)	
12:00	0	290	69	103	393	0	0	0	0	0	0	0	855
12:15	0	297	60	124	302	0	0	0	0	0	0	0	783
12:30	0	317	57	123	314	0	0	0	0	0	0	0	811
12:45	0	401	62	124	307	0	0	0	0	0	0	0	894
HR TOTAL	0	1305	248	474	1316	0	0	0	0	0	0	0	3343
			( 1553)			( 1790)			( 0)			( 0)	
DAY TOTAL	0	2176	462	909	2559	0	0	0	0	0	0	0	6106

FOR THE PERIOD 11:00 - 12:45 THE PEAK HOUR IS 11:45 - 12:45

DIRECTION	PEAK HR FACTOR	--- VOLUMES ---				--- PERCENTS ---		
		LEFT	THRU	RIGHT		LEFT	THRU	RIGHT
NORTH	0.76	0	1153	255	( 1408)	0	82	18
SOUTH	0.93	436	1403	0	( 1839)	24	76	0
EAST	0.00	0	0	0	( 0)	0	0	0
WEST	0.00	0	0	0	( 0)	0	0	0
					( 3247)			



## Greiner Inc.

REFERENCE: C2380.05

FILENAME: W-275S-P

INTERSECTION OF WESTSHORE BLVD. AND I-275 (Southside)

NAME OF COUNTER: M

WEATHER: GOOD

DATE: 10 / 23 / 90

PERIOD	--NORTH BOUND--			--SOUTH BOUND--			--EAST BOUND--			--WEST BOUND--			VEHICLE
BEGIN	LT	THRU	RT	LT	THRU	RT	LT	THRU	RT	LT	THRU	RT	TOTAL
15:30	0	194	76	89	258	0	0	0	0	0	0	0	617
15:45	0	204	88	146	198	0	0	0	0	0	0	0	636
HR TOTAL	0	398	164	235	456	0	0	0	0	0	0	0	1253
			( 562)			( 691)			( 0)			( 0)	
16:00	0	157	132	155	275	0	0	0	0	0	0	0	719
16:15	0	178	76	214	223	0	0	0	0	0	0	0	691
16:30	0	170	143	220	275	0	0	0	0	0	0	0	808
16:45	0	180	120	175	311	0	0	0	0	0	0	0	786
HR TOTAL	0	685	471	764	1084	0	0	0	0	0	0	0	3004
			( 1156)			( 1848)			( 0)			( 0)	
17:00	0	194	141	329	255	0	0	0	0	0	0	0	919
17:15	0	172	91	226	247	0	0	0	0	0	0	0	736
17:30	0	174	133	213	320	0	0	0	0	0	0	0	840
17:45	0	167	94	198	215	0	0	0	0	0	0	0	674
HR TOTAL	0	707	459	966	1037	0	0	0	0	0	0	0	3169
			( 1166)			( 2003)			( 0)			( 0)	
18:00	0	150	125	146	247	0	0	0	0	0	0	0	668
18:15	0	146	105	113	179	0	0	0	0	0	0	0	543
HR TOTAL	0	296	230	259	426	0	0	0	0	0	0	0	1211
			( 526)			( 685)			( 0)			( 0)	
DAY TOTAL	0	2086	1324	2224	3003	0	0	0	0	0	0	0	8637

FOR THE PERIOD 15:30 - 18:15 THE PEAK HOUR IS 16:45 - 17:45

DIRECTION	PEAK HR FACTOR	---- VOLUMES ----				--- PERCENTS ---		
		LEFT	THRU	RIGHT		LEFT	THRU	RIGHT
NORTH	0.90	0	720	485	( 1205)	0	60	40
SOUTH	0.89	943	1133	0	( 2076)	45	55	0
EAST	0.00	0	0	0	( 0)	0	0	0
WEST	0.00	0	0	0	( 0)	0	0	0
					( 3281)			

Greiner Inc.

REFERENCE: C2380.05

FILENAME: W-275S-N

INTERSECTION OF WESTSHORE BLVD. AND I-275 (Southside)

NAME OF COUNTER: M

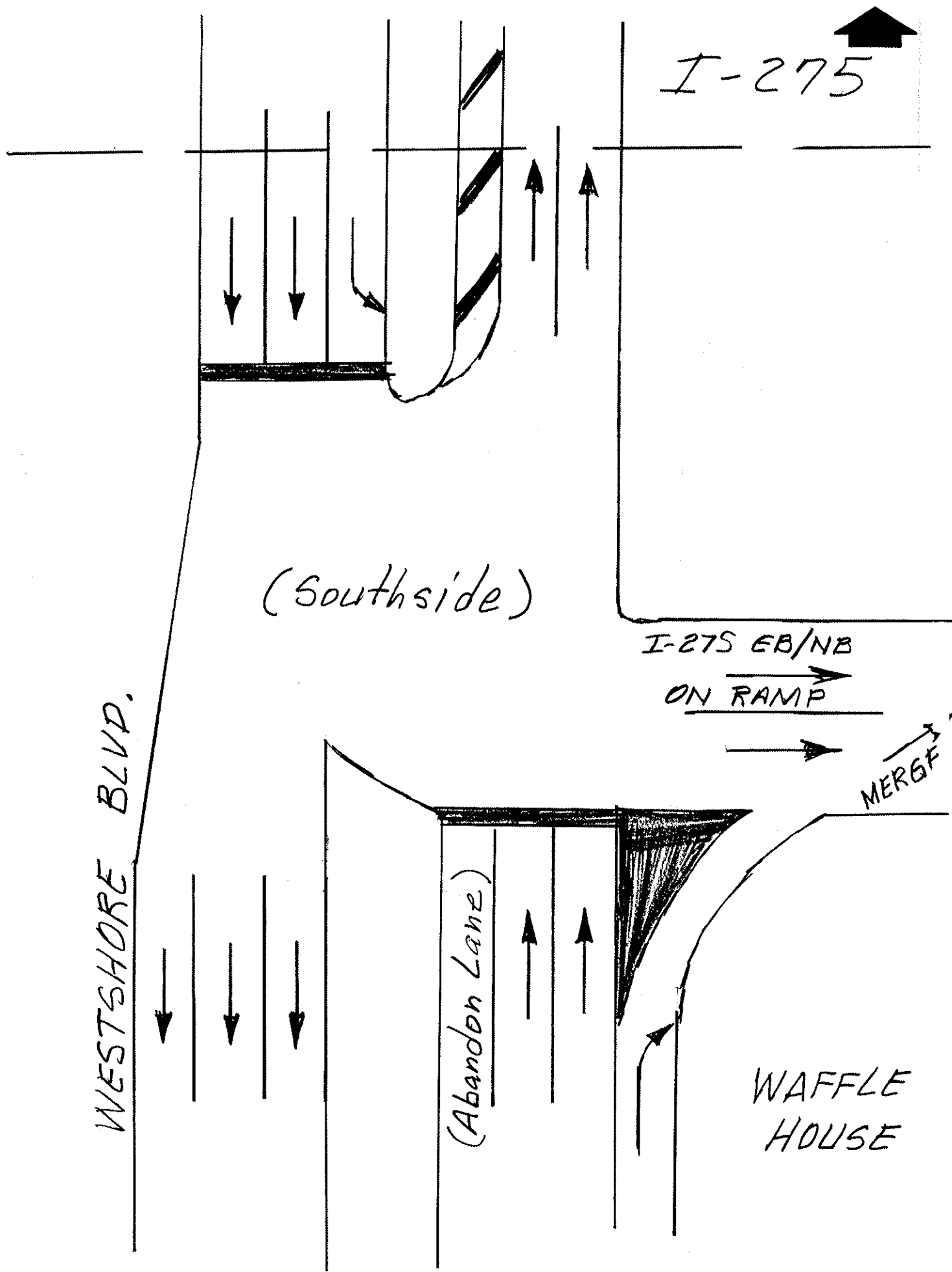
WEATHER: GOOD

DATE: 10 / 23 / 90

PERIOD BEGIN	--NORTH BOUND--			--SOUTH BOUND--			--EAST BOUND--			--WEST BOUND--			VEHICLE TOTAL
	LT	THRU	RT	LT	THRU	RT	LT	THRU	RT	LT	THRU	RT	
19:00	0	121	77	57	195	0	0	0	0	0	0	0	450
19:15	0	113	66	59	185	0	0	0	0	0	0	0	423
19:30	0	102	53	59	136	0	0	0	0	0	0	0	350
19:45	0	88	54	41	141	0	0	0	0	0	0	0	324
HR TOTAL	0	424	250	216	657	0	0	0	0	0	0	0	1547
			( 674)			( 873)			( 0)			( 0)	
20:00	0	84	47	46	113	0	0	0	0	0	0	0	290
20:15	0	80	49	46	99	0	0	0	0	0	0	0	274
20:30	0	88	65	39	134	0	0	0	0	0	0	0	326
20:45	0	87	53	41	85	0	0	0	0	0	0	0	266
HR TOTAL	0	339	214	172	431	0	0	0	0	0	0	0	1156
			( 553)			( 603)			( 0)			( 0)	
21:00	0	80	73	27	88	0	0	0	0	0	0	0	268
21:15	0	77	62	46	71	0	0	0	0	0	0	0	256
21:30	0	64	40	24	61	0	0	0	0	0	0	0	189
21:45	0	54	42	20	67	0	0	0	0	0	0	0	183
HR TOTAL	0	275	217	117	287	0	0	0	0	0	0	0	896
			( 492)			( 404)			( 0)			( 0)	
DAY TOTAL	0	1038	681	505	1375	0	0	0	0	0	0	0	3599

FOR THE PERIOD 19:00 - 21:45 THE PEAK HOUR IS 19:00 - 20:00

DIRECTION	PEAK HR FACTOR	--- VOLUMES ---			--- PERCENTS ---		
		LEFT	THRU	RIGHT	LEFT	THRU	RIGHT
NORTH	0.85	0	424	250 ( 674)	0	63	37
SOUTH	0.87	216	657	0 ( 873)	25	75	0
EAST	0.00	0	0	0 ( 0)	0	0	0
WEST	0.00	0	0	0 ( 0)	0	0	0
				( 1547)			





Greiner, Inc.  
Traffic Counts  
Volume by Lane Report

Page 1

```
*****
Data File       : D1018001.PRN
Station        : 000000000018
Identification  : 000000000018
Start date     : Oct 18, 90
Stop date      : Oct 18, 90
City/Town      : TAMPA
Location       : WESTSHORE SB APPROACH to CYPRESS (SB)
Count ratio    : 2.00
Interval       : 15 minutes
Start time     : 00:00
Stop time      : 24:00
County         : HILLSBOROUGH
*****
```

Lanes 1-1 are Southbound

-----  
Thu - Oct 18, 90

Lane	1	Total
-----	-----	-----
00:15	36	36
00:30	40	40
00:45	36	36
01:00	15	15
=====	=====	=====
Hour Totals	127	127
01:15	19	19
01:30	16	16
01:45	19	19
02:00	10	10
=====	=====	=====
Hour Totals	64	64
02:15	12	12
02:30	18	18
02:45	13	13
03:00	13	13
=====	=====	=====
Hour Totals	56	56
03:15	12	12
03:30	3	3
03:45	5	5
04:00	9	9
=====	=====	=====
Hour Totals	29	29
04:15	5	5
04:30	11	11
04:45	14	14
05:00	8	8
=====	=====	=====
Hour Totals	38	38
05:15	8	8
05:30	7	7
05:45	18	18
06:00	35	35
=====	=====	=====
Hour Totals	68	68

\*\*\*\*\*

Greiner, Inc.  
Traffic Counts  
Volume by Lane Report

Page 2

\*\*\*\*\*  
Data File : D1018001.PRN  
Station : 0000000000018  
Identification : 0000000000018  
\*\*\*\*\*  
Lanes 1-1 are Southbound

Thu - Oct 18, 90

Lane	1	Total
06:15	29	29
06:30	60	60
06:45	94	94
07:00	107	107
===== Hour Totals	290	290
07:15	181	181
07:30	200	200
07:45	228	228
08:00	225	225
===== Hour Totals	834	834
08:15	228	228
08:30	246	246
08:45	227	227
09:00	209	209
===== Hour Totals	910	910
09:15	157	157
09:30	169	169
09:45	189	189
10:00	178	178
===== Hour Totals	693	693
10:15	163	163
10:30	162	162
10:45	161	161
11:00	206	206
===== Hour Totals	692	692
11:15	227	227
11:30	209	209
11:45	278	278
12:00	287	287
===== Hour Totals	1001	1001
12:15	332	332
12:30	280	280
12:45	287	287

\*\*\*\*\*

Greiner, Inc.  
Traffic Counts  
Volume by Lane Report

Page 3

\*\*\*\*\*  
Data File : D1018001.PRN  
Station : 000000000018  
Identification : 000000000018  
\*\*\*\*\*

Lanes 1-1 are Southbound

-----  
Thu - Oct 18, 90

Lane	1	Total
-----	-----	-----
13:00	300	300
=====	=====	=====
Hour Totals	1199	1199
13:15	265	265
13:30	241	241
13:45	238	238
14:00	221	221
=====	=====	=====
Hour Totals	965	965
14:15	231	231
14:30	199	199
14:45	214	214
15:00	202	202
=====	=====	=====
Hour Totals	846	846
15:15	182	182
15:30	180	180
15:45	203	203
16:00	221	221
=====	=====	=====
Hour Totals	786	786
16:15	268	268
16:30	278	278
16:45	275	275
17:00	286	286
=====	=====	=====
Hour Totals	1107	1107
17:15	312	312
17:30	319	319
17:45	300	300
18:00	245	245
=====	=====	=====
Hour Totals	1176	1176
18:15	260	260
18:30	211	211
18:45	171	171
19:00	162	162
=====	=====	=====
Hour Totals	804	804

\*\*\*\*\*

Greiner, Inc.  
Traffic Counts  
Volume by Lane Report

Page 4

\*\*\*\*\*  
Data File : D1018001.PRN  
Station : 000000000018  
Identification : 000000000018  
\*\*\*\*\*

Lanes 1-1 are Southbound

-----  
Thu - Oct 18, 90

Lane	1	Total
-----	-----	-----
19:15	182	182
19:30	146	146
19:45	110	110
20:00	122	122
=====	=====	=====
Hour Totals	560	560
20:15	121	121
20:30	106	106
20:45	119	119
21:00	117	117
=====	=====	=====
Hour Totals	463	463
21:15	134	134
21:30	97	97
21:45	113	113
22:00	71	71
=====	=====	=====
Hour Totals	415	415
22:15	69	69
22:30	77	77
22:45	78	78
23:00	55	55
=====	=====	=====
Hour Totals	279	279
23:15	65	65
23:30	52	52
23:45	55	55
24:00	35	35
=====	=====	=====
Hour Totals	207	207
=====	=====	=====
Grand Totals	13609	13609
Percentages	100.0	

\*\*\*\*\*



Greiner, Inc.  
Traffic Counts  
Volume by Lane Report

Page 1

\*\*\*\*\*  
Data File : D1019001.PRN  
Station : 000000000018 Count ratio : 2.00  
Identification : 000000000018 Interval : 15 minutes  
Start date : Oct 19, 90 Start time : 00:00  
Stop date : Oct 19, 90 Stop time : 24:00  
City/Town : TAMPA County : HILLSBOROUGH  
Location : WESTSHORE SB APPROACH to CYPRESS (SB)  
\*\*\*\*\*  
Lanes 1-1 are Southbound

-----  
Fri - Oct 19, 90

Lane	1	Total
-----	-----	-----
00:15	39	39
00:30	34	34
00:45	21	21
01:00	18	18
=====	=====	=====
Hour Totals	112	112
01:15	23	23
01:30	16	16
01:45	14	14
02:00	19	19
=====	=====	=====
Hour Totals	72	72
02:15	18	18
02:30	20	20
02:45	15	15
03:00	11	11
=====	=====	=====
Hour Totals	64	64
03:15	14	14
03:30	10	10
03:45	5	5
04:00	7	7
=====	=====	=====
Hour Totals	36	36
04:15	4	4
04:30	10	10
04:45	5	5
05:00	17	17
=====	=====	=====
Hour Totals	36	36
05:15	7	7
05:30	9	9
05:45	21	21
06:00	34	34
=====	=====	=====
Hour Totals	71	71

\*\*\*\*\*

Greiner, Inc.  
Traffic Counts  
Volume by Lane Report

Page 2

\*\*\*\*\*  
Data File : D1019001.PRN  
Station : 0000000000018  
Identification : 0000000000018  
\*\*\*\*\*  
Lanes 1-1 are Southbound

Fri - Oct 19, 90

Lane	1	Total
06:15	48	48
06:30	59	59
06:45	83	83
07:00	118	118
===== Hour Totals	308	308
07:15	168	168
07:30	205	205
07:45	216	216
08:00	221	221
===== Hour Totals	810	810
08:15	242	242
08:30	211	211
08:45	199	199
09:00	193	193
===== Hour Totals	845	845
09:15	187	187
09:30	158	158
09:45	215	215
10:00	185	185
===== Hour Totals	745	745
10:15	169	169
10:30	201	201
10:45	200	200
11:00	210	210
===== Hour Totals	780	780
11:15	237	237
11:30	232	232
11:45	315	315
12:00	322	322
===== Hour Totals	1106	1106
12:15	360	360
12:30	305	305
12:45	260	260

\*\*\*\*\*

Greiner, Inc.  
Traffic Counts  
Volume by Lane Report

Page 3

\*\*\*\*\*  
Data File : D1019001.PRN  
Station : 000000000018  
Identification : 000000000018  
\*\*\*\*\*

Lanes 1-1 are Southbound  
-----

Fri - Oct 19, 90

Lane	1	Total
-----	-----	-----
13:00	331	331
=====	=====	=====
Hour Totals	1256	1256
13:15	339	339
13:30	262	262
13:45	254	254
14:00	243	243
=====	=====	=====
Hour Totals	1098	1098
14:15	283	283
14:30	249	249
14:45	225	225
15:00	241	241
=====	=====	=====
Hour Totals	998	998
15:15	214	214
15:30	225	225
15:45	236	236
16:00	211	211
=====	=====	=====
Hour Totals	886	886
16:15	265	265
16:30	318	318
16:45	335	335
17:00	270	270
=====	=====	=====
Hour Totals	1188	1188
17:15	312	312
17:30	327	327
17:45	288	288
18:00	223	223
=====	=====	=====
Hour Totals	1150	1150
18:15	202	202
18:30	170	170
18:45	137	137
19:00	144	144
=====	=====	=====
Hour Totals	653	653

\*\*\*\*\*

Greiner, Inc.  
Traffic Counts  
Volume by Lane Report

Page 4

\*\*\*\*\*  
Data File : D1019001.PRN  
Station : 0000000000018  
Identification : 0000000000018  
\*\*\*\*\*  
Lanes 1-1 are Southbound

Fri - Oct 19, 90

Lane	1	Total
19:15	174	174
19:30	119	119
19:45	123	123
20:00	101	101
====	====	====
Hour Totals	517	517
20:15	136	136
20:30	94	94
20:45	78	78
21:00	111	111
====	====	====
Hour Totals	419	419
21:15	83	83
21:30	99	99
21:45	87	87
22:00	85	85
====	====	====
Hour Totals	354	354
22:15	97	97
22:30	84	84
22:45	94	94
23:00	92	92
====	====	====
Hour Totals	367	367
23:15	104	104
23:30	93	93
23:45	98	98
24:00	73	73
====	====	====
Hour Totals	368	368
====	====	====
Grand Totals	14239	14239
Percentages	100.0	

\*\*\*\*\*

Greiner, Inc.  
Traffic Counts  
Volume by Lane Report

Page 1

\*\*\*\*\*  
Data File : D1020001.PRN  
Station : 000000000018 Count ratio : 2.00  
Identification : 000000000018 Interval : 15 minutes  
Start date : Oct 20, 90 Start time : 00:00  
Stop date : Oct 20, 90 Stop time : 24:00  
City/Town : TAMPA County : HILLSBOROUGH  
Location : WESTSHORE SB APPROACH to CYPRESS (SB)  
\*\*\*\*\*

Lanes 1-1 are Southbound  
-----

Sat - Oct 20, 90

Lane	1	Total
-----	-----	-----
00:15	87	87
00:30	69	69
00:45	67	67
01:00	54	54
=====	=====	=====
Hour Totals	277	277
01:15	53	53
01:30	52	52
01:45	40	40
02:00	30	30
=====	=====	=====
Hour Totals	175	175
02:15	29	29
02:30	25	25
02:45	23	23
03:00	30	30
=====	=====	=====
Hour Totals	107	107
03:15	17	17
03:30	14	14
03:45	10	10
04:00	15	15
=====	=====	=====
Hour Totals	56	56
04:15	11	11
04:30	5	5
04:45	9	9
05:00	13	13
=====	=====	=====
Hour Totals	38	38
05:15	5	5
05:30	5	5
05:45	5	5
06:00	19	19
=====	=====	=====
Hour Totals	34	34

\*\*\*\*\*

Greiner, Inc.  
Traffic Counts  
Volume by Lane Report

Page 2

\*\*\*\*\*  
Data File : D1020001.PRN  
Station : 000000000018  
Identification : 000000000018  
\*\*\*\*\*  
Lanes 1-1 are Southbound

Sat - Oct 20, 90

Lane	1	Total
06:15	14	14
06:30	27	27
06:45	31	31
07:00	39	39
Hour Totals	111	111
07:15	42	42
07:30	46	46
07:45	48	48
08:00	60	60
Hour Totals	196	196
08:15	60	60
08:30	83	83
08:45	70	70
09:00	97	97
Hour Totals	310	310
09:15	79	79
09:30	87	87
09:45	88	88
10:00	100	100
Hour Totals	354	354
10:15	101	101
10:30	87	87
10:45	111	111
11:00	149	149
Hour Totals	448	448
11:15	151	151
11:30	122	122
11:45	151	151
12:00	145	145
Hour Totals	569	569
12:15	159	159
12:30	161	161
12:45	170	170

\*\*\*\*\*

Greiner, Inc.  
Traffic Counts  
Volume by Lane Report

Page 3

\*\*\*\*\*  
Data File : D1020001.PRN  
Station : 000000000018  
Identification : 000000000018  
\*\*\*\*\*

Lanes 1-1 are Southbound  
-----

Sat - Oct 20, 90

Lane	1	Total
-----	-----	-----
13:00	126	126
=====	=====	=====
Hour Totals	616	616
13:15	163	163
13:30	156	156
13:45	131	131
14:00	124	124
=====	=====	=====
Hour Totals	574	574
14:15	145	145
14:30	153	153
14:45	135	135
15:00	135	135
=====	=====	=====
Hour Totals	568	568
15:15	104	104
15:30	144	144
15:45	112	112
16:00	121	121
=====	=====	=====
Hour Totals	481	481
16:15	134	134
16:30	119	119
16:45	129	129
17:00	130	130
=====	=====	=====
Hour Totals	512	512
17:15	135	135
17:30	111	111
17:45	111	111
18:00	98	98
=====	=====	=====
Hour Totals	455	455
18:15	84	84
18:30	89	89
18:45	96	96
19:00	95	95
=====	=====	=====
Hour Totals	364	364

\*\*\*\*\*

Greiner, Inc.  
Traffic Counts  
Volume by Lane Report

Page 4

\*\*\*\*\*  
Data File : D1020001.PRN  
Station : 000000000018  
Identification : 000000000018  
\*\*\*\*\*  
Lanes 1-1 are Southbound

Sat - Oct 20, 90

Lane	1	Total
19:15	88	88
19:30	91	91
19:45	98	98
20:00	80	80
Hour Totals	357	357
20:15	77	77
20:30	61	61
20:45	61	61
21:00	61	61
Hour Totals	260	260
21:15	72	72
21:30	81	81
21:45	62	62
22:00	69	69
Hour Totals	284	284
22:15	64	64
22:30	59	59
22:45	74	74
23:00	62	62
Hour Totals	259	259
23:15	78	78
23:30	71	71
23:45	85	85
24:00	83	83
Hour Totals	317	317
Grand Totals	7722	7722
Percentages	100.0	

\*\*\*\*\*



Greiner, Inc.  
Traffic Counts  
Volume by Lane Report

Page 5

\*\*\*\*\*  
Data File : D1021003.PRN  
Station : 000000000018 Count ratio : 2.00  
Identification : 000000000018 Interval : 15 minutes  
Start date : Oct 21, 90 Start time : 00:00  
Stop date : Oct 21, 90 Stop time : 24:00  
City/Town : TAMPA County : HILLSBOROUGH  
Location : WESTSHORE SB APPROACH to CYPRESS (SB)  
\*\*\*\*\*  
Lanes 1-1 are Southbound  
-----

Sun - Oct 21, 90

Lane	1	Total
00:15	72	72
00:30	66	66
00:45	52	52
01:00	45	45
=====	=====	=====
Hour Totals	235	235
01:15	40	40
01:30	35	35
01:45	30	30
02:00	38	38
=====	=====	=====
Hour Totals	143	143
02:15	27	27
02:30	30	30
02:45	34	34
03:00	20	20
=====	=====	=====
Hour Totals	111	111
03:15	25	25
03:30	13	13
03:45	7	7
04:00	8	8
=====	=====	=====
Hour Totals	53	53
04:15	5	5
04:30	7	7
04:45	11	11
05:00	7	7
=====	=====	=====
Hour Totals	30	30
05:15	7	7
05:30	2	2
05:45	5	5
06:00	17	17
=====	=====	=====
Hour Totals	31	31

\*\*\*\*\*

Greiner, Inc.  
Traffic Counts  
Volume by Lane Report

Page (

\*\*\*\*\*  
Data File : D1021003.FRN  
Station : 000000000018  
Identification : 000000000018  
\*\*\*\*\*

Lanes 1-1 are Southbound

Sun - Oct 21, 90

Lane	1	Total
06:15	15	15
06:30	14	14
06:45	19	19
07:00	30	30
Hour Totals	78	78
07:15	21	21
07:30	19	19
07:45	22	22
08:00	30	30
Hour Totals	92	92
08:15	31	31
08:30	35	35
08:45	41	41
09:00	46	46
Hour Totals	153	153
09:15	44	44
09:30	50	50
09:45	44	44
10:00	67	67
Hour Totals	205	205
10:15	57	57
10:30	67	67
10:45	63	63
11:00	84	84
Hour Totals	271	271
11:15	111	111
11:30	104	104
11:45	93	93
12:00	100	100
Hour Totals	408	408
12:15	92	92
12:30	131	131
12:45	89	89

\*\*\*\*\*

Greiner, Inc.  
Traffic Counts  
Volume by Lane Report

Page 7

\*\*\*\*\*  
Data File : D1021003.PRN  
Station : 000000000018  
Identification : 000000000018  
\*\*\*\*\*

Lanes 1-1 are Southbound

Sun - Oct 21, 90

Lane	1	Total
-----	-----	-----
13:00	103	103
=====	=====	=====
Hour Totals	415	415
13:15	119	119
13:30	88	88
13:45	114	114
14:00	109	109
=====	=====	=====
Hour Totals	430	430
14:15	114	114
14:30	105	105
14:45	102	102
15:00	90	90
=====	=====	=====
Hour Totals	411	411
15:15	110	110
15:30	94	94
15:45	114	114
16:00	101	101
=====	=====	=====
Hour Totals	419	419
16:15	116	116
16:30	139	139
16:45	184	184
17:00	138	138
=====	=====	=====
Hour Totals	577	577
17:15	143	143
17:30	125	125
17:45	116	116
18:00	86	86
=====	=====	=====
Hour Totals	470	470
18:15	107	107
18:30	62	62
18:45	74	74
19:00	70	70
=====	=====	=====
Hour Totals	313	313

\*\*\*\*\*

Greiner, Inc.  
Traffic Counts  
Volume by Lane Report

Page 8

\*\*\*\*\*  
Data File : D1021003.PRN  
Station : 000000000018  
Identification : 000000000018  
\*\*\*\*\*

Lanes 1-1 are Southbound

Sun - Oct 21, 90

Lane	1	Total
19:15	75	75
19:30	67	67
19:45	78	78
20:00	57	57
===== Hour Totals	277	277
20:15	48	48
20:30	72	72
20:45	50	50
21:00	41	41
===== Hour Totals	211	211
21:15	49	49
21:30	37	37
21:45	47	47
22:00	42	42
===== Hour Totals	175	175
22:15	45	45
22:30	49	49
22:45	32	32
23:00	36	36
===== Hour Totals	162	162
23:15	38	38
23:30	25	25
23:45	24	24
24:00	23	23
===== Hour Totals	110	110
===== Grand Totals	5780	5780
Percentages	100.0	

\*\*\*\*\*

Greiner, Inc.  
Traffic Counts  
Volume by Lane Report

Page 1

```
*****
Data File       : D1022003.PRN
Station        : 0000000000018      Count ratio : 2.00
Identification : 0000000000018      Interval    : 15 minutes
Start date     : Oct 22, 90          Start time   : 00:00
Stop date      : Oct 22, 90          Stop time    : 24:00
City/Town      : TAMPA                County       : HILLSBOROUGH
Location       : WESTSHORE SB APPROACH to CYPRESS (SB)
*****
Lanes 1-1 are Southbound
*****
```

Mon - Oct 22, 90

Lane	1	Total
00:15	38	38
00:30	31	31
00:45	21	21
01:00	21	21
=====	=====	=====
Hour Totals	111	111
01:15	14	14
01:30	9	9
01:45	5	5
02:00	11	11
=====	=====	=====
Hour Totals	39	39
02:15	9	9
02:30	8	8
02:45	9	9
03:00	7	7
=====	=====	=====
Hour Totals	33	33
03:15	6	6
03:30	3	3
03:45	10	10
04:00	4	4
=====	=====	=====
Hour Totals	23	23
04:15	3	3
04:30	6	6
04:45	4	4
05:00	15	15
=====	=====	=====
Hour Totals	28	28
05:15	9	9
05:30	14	14
05:45	16	16
06:00	35	35
=====	=====	=====
Hour Totals	74	74

\*\*\*\*\*

Greiner, Inc.  
Traffic Counts  
Volume by Lane Report

Page 10

\*\*\*\*\*  
Data File : D1022003.PRN  
Station : 000000000018  
Identification : 000000000018  
\*\*\*\*\*

Lanes 1-1 are Southbound

Mon - Oct 22, 90

Lane	1	Total
06:15	36	36
06:30	43	43
06:45	79	79
07:00	103	103
===== Hour Totals	261	261
07:15	186	186
07:30	214	214
07:45	193	193
08:00	234	234
===== Hour Totals	827	827
08:15	251	251
08:30	213	213
08:45	218	218
09:00	226	226
===== Hour Totals	908	908
09:15	169	169
09:30	162	162
09:45	134	134
10:00	170	170
===== Hour Totals	635	635
10:15	165	165
10:30	170	170
10:45	186	186
11:00	188	188
===== Hour Totals	709	709
11:15	216	216
11:30	208	208
11:45	209	209
12:00	323	323
===== Hour Totals	956	956
12:15	323	323
12:30	274	274
12:45	271	271

\*\*\*\*\*

Greiner, Inc.  
Traffic Counts  
Volume by Lane Report

Page 1

\*\*\*\*\*  
Data File : D1022003.PRN  
Station : 000000000018  
Identification : 000000000018  
\*\*\*\*\*

Lanes 1-1 are Southbound  
-----

Mon - Oct 22, 90

Lane	1	Total
-----	-----	-----
13:00	261	261
=====	=====	=====
Hour Totals	1129	1129
13:15	291	291
13:30	221	221
13:45	254	254
14:00	181	181
=====	=====	=====
Hour Totals	947	947
14:15	226	226
14:30	198	198
14:45	180	180
15:00	201	201
=====	=====	=====
Hour Totals	805	805
15:15	172	172
15:30	174	174
15:45	211	211
16:00	164	164
=====	=====	=====
Hour Totals	721	721
16:15	235	235
16:30	275	275
16:45	311	311
17:00	263	263
=====	=====	=====
Hour Totals	1084	1084
17:15	303	303
17:30	259	259
17:45	279	279
18:00	224	224
=====	=====	=====
Hour Totals	1065	1065
18:15	248	248
18:30	183	183
18:45	185	185
19:00	158	158
=====	=====	=====
Hour Totals	774	774

\*\*\*\*\*

Greiner, Inc.  
Traffic Counts  
Volume by Lane Report

Page 11

\*\*\*\*\*  
Data File : D1022003.PRN  
Station : 000000000018  
Identification : 000000000018  
\*\*\*\*\*  
Lanes 1-1 are Southbound

Mon - Oct 22, 90

Lane	1	Total
19:15	162	162
19:30	147	147
19:45	117	117
20:00	113	113
=====	=====	=====
Hour Totals	539	539
20:15	76	76
20:30	58	58
20:45	79	79
21:00	81	81
=====	=====	=====
Hour Totals	294	294
21:15	105	105
21:30	79	79
21:45	53	53
22:00	64	64
=====	=====	=====
Hour Totals	301	301
22:15	67	67
22:30	57	57
22:45	43	43
23:00	36	36
=====	=====	=====
Hour Totals	203	203
23:15	51	51
23:30	33	33
23:45	35	35
24:00	30	30
=====	=====	=====
Hour Totals	149	149
=====	=====	=====
Grand Totals	12615	12615
Percentages	100.0	

\*\*\*\*\*



Greiner, Inc.  
Traffic Counts  
Volume by Lane Report

Page 1

\*\*\*\*\*  
Data File : D1023001.PRN  
Station : 000000000018 Count ratio : 2.00  
Identification : 000000000018 Interval : 15 minutes  
Start date : Oct 23, 90 Start time : 00:00  
Stop date : Oct 23, 90 Stop time : 24:00  
City/Town : TAMPA County : HILLSBOROUGH  
Location : WESTSHORE SB APPROACH to CYPRESS (SB)  
\*\*\*\*\*

Lanes 1-1 are Southbound  
-----

Tue - Oct 23, 90

Lane	1	Total
00:15	27	27
00:30	31	31
00:45	11	11
01:00	10	10
===== Hour Totals	79	79
01:15	19	19
01:30	8	8
01:45	6	6
02:00	8	8
===== Hour Totals	41	41
02:15	4	4
02:30	12	12
02:45	14	14
03:00	12	12
===== Hour Totals	42	42
03:15	11	11
03:30	10	10
03:45	7	7
04:00	6	6
===== Hour Totals	34	34
04:15	4	4
04:30	5	5
04:45	12	12
05:00	10	10
===== Hour Totals	31	31
05:15	7	7
05:30	14	14
05:45	18	18
06:00	35	35
===== Hour Totals	74	74

\*\*\*\*\*

Greiner, Inc.  
Traffic Counts  
Volume by Lane Report

Page 2

\*\*\*\*\*  
Data File : D1023001.PRN  
Station : 000000000018  
Identification : 000000000018  
\*\*\*\*\*  
Lanes 1-1 are Southbound

Tue - Oct 23, 90

Lane	1	Total
06:15	54	54
06:30	59	59
06:45	85	85
07:00	113	113
===== Hour Totals	311	311
07:15	177	177
07:30	225	225
07:45	185	185
08:00	211	211
===== Hour Totals	798	798
08:15	214	214
08:30	219	219
08:45	209	209
09:00	193	193
===== Hour Totals	835	835
09:15	157	157
09:30	139	139
09:45	145	145
10:00	156	156
===== Hour Totals	597	597
10:15	158	158
10:30	179	179
10:45	164	164
11:00	195	195
===== Hour Totals	696	696
11:15	208	208
11:30	168	168
11:45	229	229
12:00	257	257
===== Hour Totals	862	862
12:15	271	271
12:30	215	215
12:45	212	212

\*\*\*\*\*

Greiner, Inc.  
Traffic Counts  
Volume by Lane Report

Page 3

\*\*\*\*\*  
Data File : D1023001.PRN  
Station : 000000000018  
Identification : 000000000018  
\*\*\*\*\*

Lanes 1-1 are Southbound

Tue - Oct 23, 90

Lane	1	Total
-----	-----	-----
13:00	227	227
=====	=====	=====
Hour Totals	925	925
13:15	225	225
13:30	230	230
13:45	214	214
14:00	178	178
=====	=====	=====
Hour Totals	847	847
14:15	214	214
14:30	185	185
14:45	217	217
15:00	187	187
=====	=====	=====
Hour Totals	803	803
15:15	206	206
15:30	171	171
15:45	175	175
16:00	180	180
=====	=====	=====
Hour Totals	732	732
16:15	224	224
16:30	220	220
16:45	274	274
17:00	193	193
=====	=====	=====
Hour Totals	911	911
17:15	296	296
17:30	226	226
17:45	294	294
18:00	228	228
=====	=====	=====
Hour Totals	1044	1044
18:15	193	193
18:30	163	163
18:45	169	169
19:00	158	158
=====	=====	=====
Hour Totals	683	683

\*\*\*\*\*

Greiner, Inc.  
Traffic Counts  
Volume by Lane Report

Page 4

\*\*\*\*\*  
Data File : D1023001.PRN  
Station : 000000000018  
Identification : 000000000018  
\*\*\*\*\*  
Lanes 1-1 are Southbound

Tue - Oct 23, 90

Lane	1	Total
19:15	160	160
19:30	146	146
19:45	112	112
20:00	140	140
===== Hour Totals	558	558
20:15	105	105
20:30	99	99
20:45	97	97
21:00	76	76
===== Hour Totals	377	377
21:15	94	94
21:30	68	68
21:45	77	77
22:00	56	56
===== Hour Totals	295	295
22:15	77	77
22:30	43	43
22:45	74	74
23:00	59	59
===== Hour Totals	253	253
23:15	52	52
23:30	43	43
23:45	50	50
24:00	39	39
===== Hour Totals	184	184
===== Grand Totals	12012	12012
Percentages	100.0	

\*\*\*\*\*

Greiner, Inc.  
Traffic Counts  
Volume by Lane Report

Page 1

\*\*\*\*\*  
Data File : D1024001.PRN  
Station : 000000000018 Count ratio : 2.00  
Identification : 000000000018 Interval : 15 minutes  
Start date : Oct 24, 90 Start time : 00:00  
Stop date : Oct 24, 90 Stop time : 24:00  
City/Town : TAMPA County : HILLSBOROUGH  
Location : WESTSHORE SB APPROACH to CYPRESS (SB)  
\*\*\*\*\*  
Lanes 1-1 are Southbound

-----  
Wed - Oct 24, 90

Lane	1	Total
00:15	34	34
00:30	28	28
00:45	32	32
01:00	21	21
=====	=====	=====
Hour Totals	115	115
01:15	17	17
01:30	3	3
01:45	13	13
02:00	10	10
=====	=====	=====
Hour Totals	43	43
02:15	9	9
02:30	10	10
02:45	8	8
03:00	14	14
=====	=====	=====
Hour Totals	41	41
03:15	10	10
03:30	5	5
03:45	6	6
04:00	8	8
=====	=====	=====
Hour Totals	29	29
04:15	6	6
04:30	6	6
04:45	9	9
05:00	4	4
=====	=====	=====
Hour Totals	25	25
05:15	13	13
05:30	7	7
05:45	13	13
06:00	29	29
=====	=====	=====
Hour Totals	62	62

\*\*\*\*\*

Greiner, Inc.  
Traffic Counts  
Volume by Lane Report

Page 2

\*\*\*\*\*  
Data File : D1024001.PRN  
Station : 0000000000018  
Identification : 0000000000018  
\*\*\*\*\*  
Lanes 1-1 are Southbound

-----  
Wed - Oct 24, 90

Lane	1	Total
-----	-----	-----
06:15	31	31
06:30	65	65
06:45	76	76
07:00	123	123
=====	=====	=====
Hour Totals	295	295

07:15	150	150
07:30	211	211
07:45	221	221
08:00	242	242
=====	=====	=====
Hour Totals	824	824

08:15	222	222
08:30	237	237
08:45	213	213
09:00	211	211
=====	=====	=====
Hour Totals	883	883

09:15	177	177
09:30	158	158
09:45	156	156
10:00	148	148
=====	=====	=====
Hour Totals	639	639

10:15	163	163
10:30	150	150
10:45	162	162
11:00	167	167
=====	=====	=====
Hour Totals	642	642

11:15	205	205
11:30	218	218
11:45	274	274
12:00	272	272
=====	=====	=====
Hour Totals	969	969

12:15	298	298
12:30	226	226
12:45	269	269

\*\*\*\*\*

Greiner, Inc.  
Traffic Counts  
Volume by Lane Report

Page 3

\*\*\*\*\*  
Data File : D1024001.PRN  
Station : 0000000000018  
Identification : 0000000000018  
\*\*\*\*\*

Lanes 1-1 are Southbound

-----  
Wed - Oct 24, 90

Lane	1	Total
-----	-----	-----
13:00	268	268
=====	=====	=====
Hour Totals	1061	1061

13:15	249	249
13:30	227	227
13:45	221	221
14:00	229	229
=====	=====	=====
Hour Totals	926	926

14:15	205	205
14:30	162	162
14:45	192	192
15:00	174	174
=====	=====	=====
Hour Totals	733	733

15:15	164	164
15:30	194	194
15:45	214	214
16:00	186	186
=====	=====	=====
Hour Totals	758	758

16:15	240	240
16:30	304	304
16:45	331	331
17:00	226	226
=====	=====	=====
Hour Totals	1101	1101

17:15	330	330
17:30	252	252
17:45	317	317
18:00	227	227
=====	=====	=====
Hour Totals	1126	1126

18:15	222	222
18:30	181	181
18:45	162	162
19:00	141	141
=====	=====	=====
Hour Totals	706	706

\*\*\*\*\*

Greiner, Inc.  
Traffic Counts  
Volume by Lane Report

Page 4

```
*****
Data File      : D1024001.PRN
Station       : 000000000018
Identification : 000000000018
*****
Lanes 1-1 are Southbound
```

Wed - Oct 24, 90

Lane	1	Total
19:15	169	169
19:30	118	118
19:45	101	101
20:00	93	93
=====	=====	=====
Hour Totals	481	481
20:15	115	115
20:30	115	115
20:45	98	98
21:00	108	108
=====	=====	=====
Hour Totals	436	436
21:15	99	99
21:30	66	66
21:45	61	61
22:00	78	78
=====	=====	=====
Hour Totals	304	304
22:15	80	80
22:30	50	50
22:45	53	53
23:00	50	50
=====	=====	=====
Hour Totals	233	233
23:15	54	54
23:30	37	37
23:45	33	33
24:00	39	39
=====	=====	=====
Hour Totals	163	163
=====	=====	=====
Grand Totals	12595	12595
Percentages	100.0	

\*\*\*\*\*



Greiner, Inc.  
Traffic Counts  
Volume by Lane Report

Page 17

\*\*\*\*\*  
Data File : D1018002.PRN  
Station : 000000000007 Count ratio : 2.00  
Identification : 000000000007 Interval : 15 minutes  
Start date : Oct 18, 90 Start time : 00:00  
Stop date : Oct 18, 90 Stop time : 24:00  
City/Town : TAMPA County : HILLSBOROUGH  
Location : CYPRESS EB APPROACH to WESTSHORE (EB )  
\*\*\*\*\*  
Lanes 1-1 are Eastbound  
-----

Thu - Oct 18, 90

Lane	1	Total
-----	-----	-----
00:15	36	36
00:30	25	25
00:45	17	17
01:00	12	12
=====	=====	=====
Hour Totals	90	90
01:15	17	17
01:30	13	13
01:45	18	18
02:00	14	14
=====	=====	=====
Hour Totals	62	62
02:15	14	14
02:30	18	18
02:45	10	10
03:00	11	11
=====	=====	=====
Hour Totals	53	53
03:15	6	6
03:30	3	3
03:45	7	7
04:00	3	3
=====	=====	=====
Hour Totals	19	19
04:15	6	6
04:30	3	3
04:45	2	2
05:00	6	6
=====	=====	=====
Hour Totals	17	17
05:15	4	4
05:30	2	2
05:45	6	6
06:00	12	12
=====	=====	=====
Hour Totals	24	24

\*\*\*\*\*

5-29

Greiner, Inc.  
Traffic Counts  
Volume by Lane Report

Page 18

\*\*\*\*\*  
Data File : D1018002.PRN  
Station : 000000000007  
Identification : 000000000007  
\*\*\*\*\*  
Lanes 1-1 are Eastbound

-----  
Thu - Oct 18, 90

Lane	1	Total
-----	-----	-----
06:15	22	22
06:30	11	11
06:45	26	26
07:00	50	50
=====	=====	=====
Hour Totals	109	109
07:15	50	50
07:30	87	87
07:45	79	79
08:00	114	114
=====	=====	=====
Hour Totals	330	330
08:15	89	89
08:30	136	136
08:45	125	125
09:00	119	119
=====	=====	=====
Hour Totals	469	469
09:15	121	121
09:30	114	114
09:45	124	124
10:00	155	155
=====	=====	=====
Hour Totals	514	514
10:15	138	138
10:30	129	129
10:45	147	147
11:00	151	151
=====	=====	=====
Hour Totals	565	565
11:15	157	157
11:30	185	185
11:45	316	316
12:00	306	306
=====	=====	=====
Hour Totals	964	964
12:15	351	351
12:30	271	271
12:45	237	237

\*\*\*\*\*

Greiner, Inc.  
Traffic Counts  
Volume by Lane Report

Page 19

\*\*\*\*\*  
Data File : D1018002.PRN  
Station : 000000000007  
Identification : 000000000007  
\*\*\*\*\*  
Lanes 1-1 are Eastbound

-----  
Thu - Oct 18, 90  
-----

Lane	1	Total
-----	-----	-----
13:00	239	239
=====	=====	=====
Hour Totals	1098	1098
13:15	243	243
13:30	237	237
13:45	203	203
14:00	194	194
=====	=====	=====
Hour Totals	877	877
14:15	199	199
14:30	180	180
14:45	161	161
15:00	172	172
=====	=====	=====
Hour Totals	712	712
15:15	190	190
15:30	162	162
15:45	166	166
16:00	195	195
=====	=====	=====
Hour Totals	713	713
16:15	221	221
16:30	301	301
16:45	292	292
17:00	310	310
=====	=====	=====
Hour Totals	1124	1124
17:15	503	503
17:30	450	450
17:45	373	373
18:00	237	237
=====	=====	=====
Hour Totals	1563	1563
18:15	176	176
18:30	171	171
18:45	91	91
19:00	81	81
=====	=====	=====
Hour Totals	519	519

\*\*\*\*\*

Greiner, Inc.  
Traffic Counts  
Volume by Lane Report

Page 20

\*\*\*\*\*  
Data File : D1018002.PRN  
Station : 000000000007  
Identification : 000000000007  
\*\*\*\*\*

Lanes 1-1 are Eastbound

-----  
Thu - Oct 18, 90

Lane	1	Total
-----	-----	-----
19:15	93	93
19:30	78	78
19:45	75	75
20:00	76	76
=====	=====	=====
Hour Totals	322	322
20:15	58	58
20:30	51	51
20:45	29	29
21:00	32	32
=====	=====	=====
Hour Totals	170	170
21:15	39	39
21:30	78	78
21:45	52	52
22:00	30	30
=====	=====	=====
Hour Totals	199	199
22:15	45	45
22:30	73	73
22:45	72	72
23:00	64	64
=====	=====	=====
Hour Totals	254	254
23:15	59	59
23:30	45	45
23:45	42	42
24:00	38	38
=====	=====	=====
Hour Totals	184	184
=====	=====	=====
Grand Totals	10951	10951
Percentages	100.0	

\*\*\*\*\*

Greiner, Inc.  
Traffic Counts  
Volume by Lane Report

Page 5

\*\*\*\*\*  
Data File : D1019002.PRN  
Station : 000000000007 Count ratio : 2.00  
Identification : 000000000007 Interval : 15 minutes  
Start date : Oct 19, 90 Start time : 00:00  
Stop date : Oct 19, 90 Stop time : 24:00  
City/Town : TAMPA County : HILLSBOROUGH  
Location : CYPRESS EB APPROACH to WESTSHORE (EB)  
\*\*\*\*\*

Lanes 1-1 are Eastbound  
-----

Fri - Oct 19, 90

Lane	1	Total
-----	-----	-----
00:15	35	35
00:30	29	29
00:45	20	20
01:00	18	18
=====	=====	=====
Hour Totals	102	102
01:15	25	25
01:30	30	30
01:45	20	20
02:00	22	22
=====	=====	=====
Hour Totals	97	97
02:15	18	18
02:30	13	13
02:45	28	28
03:00	33	33
=====	=====	=====
Hour Totals	92	92
03:15	12	12
03:30	5	5
03:45	13	13
04:00	3	3
=====	=====	=====
Hour Totals	33	33
04:15	8	8
04:30	2	2
04:45	4	4
05:00	2	2
=====	=====	=====
Hour Totals	16	16
05:15	6	6
05:30	5	5
05:45	8	8
06:00	15	15
=====	=====	=====
Hour Totals	34	34

\*\*\*\*\*

Greiner, Inc.  
Traffic Counts  
Volume by Lane Report

Page 6

\*\*\*\*\*  
Data File : D1019002.PRN  
Station : 000000000007  
Identification : 000000000007  
\*\*\*\*\*

Lanes 1-1 are Eastbound

Fri - Oct 19, 90

Lane	1	Total
06:15	15	15
06:30	16	16
06:45	22	22
07:00	42	42
===== Hour Totals	95	95
07:15	43	43
07:30	74	74
07:45	103	103
08:00	113	113
===== Hour Totals	333	333
08:15	90	90
08:30	137	137
08:45	118	118
09:00	121	121
===== Hour Totals	466	466
09:15	113	113
09:30	116	116
09:45	140	140
10:00	146	146
===== Hour Totals	515	515
10:15	158	158
10:30	132	132
10:45	138	138
11:00	163	163
===== Hour Totals	591	591
11:15	202	202
11:30	195	195
11:45	312	312
12:00	316	316
===== Hour Totals	1025	1025
12:15	381	381
12:30	284	284
12:45	262	262

\*\*\*\*\*

Greiner, Inc.  
Traffic Counts  
Volume by Lane Report

Page 7

\*\*\*\*\*  
Data File : D1019002.PRN  
Station : 000000000007  
Identification : 000000000007  
\*\*\*\*\*

Lanes 1-1 are Eastbound

Fri - Oct 19, 90

Lane	1	Total
-----	-----	-----
13:00	243	243
=====	=====	=====
Hour Totals	1170	1170
13:15	256	256
13:30	219	219
13:45	220	220
14:00	189	189
=====	=====	=====
Hour Totals	884	884
14:15	201	201
14:30	165	165
14:45	186	186
15:00	141	141
=====	=====	=====
Hour Totals	693	693
15:15	175	175
15:30	184	184
15:45	174	174
16:00	212	212
=====	=====	=====
Hour Totals	745	745
16:15	289	289
16:30	273	273
16:45	273	273
17:00	305	305
=====	=====	=====
Hour Totals	1140	1140
17:15	462	462
17:30	418	418
17:45	349	349
18:00	216	216
=====	=====	=====
Hour Totals	1445	1445
18:15	199	199
18:30	127	127
18:45	103	103
19:00	104	104
=====	=====	=====
Hour Totals	533	533

\*\*\*\*\*

Greiner, Inc.  
Traffic Counts  
Volume by Lane Report

Page 8

\*\*\*\*\*  
Data File : D1019002.PRN  
Station : 000000000007  
Identification : 000000000007  
\*\*\*\*\*

Lanes 1-1 are Eastbound

Fri - Oct 19, 90

Lane	1	Total
19:15	98	98
19:30	103	103
19:45	82	82
20:00	60	60
===== Hour Totals	343	343
20:15	59	59
20:30	64	64
20:45	53	53
21:00	48	48
===== Hour Totals	224	224
21:15	51	51
21:30	38	38
21:45	42	42
22:00	44	44
===== Hour Totals	175	175
22:15	58	58
22:30	58	58
22:45	44	44
23:00	57	57
===== Hour Totals	217	217
23:15	87	87
23:30	88	88
23:45	77	77
24:00	78	78
===== Hour Totals	330	330
===== Grand Totals	11298	11298
Percentages	100.0	

\*\*\*\*\*



Greiner, Inc.  
Traffic Counts  
Volume by Lane Report

Page 5

\*\*\*\*\*  
Data File : D1020002.PRN  
Station : 000000000007  
Identification : 000000000007  
Start date : Oct 20, 90  
Stop date : Oct 20, 90  
City/Town : TAMPA  
Location : CYPRESS EB APPROACH to WESTSHORE (EB)  
Count ratio : 2.00  
Interval : 15 minutes  
Start time : 00:00  
Stop time : 24:00  
County : HILLSBOROUGH  
\*\*\*\*\*

Lanes 1-1 are Eastbound  
-----

Sat - Oct 20, 90

Lane	1	Total
00:15	84	84
00:30	62	62
00:45	86	86
01:00	79	79
=====	=====	=====
Hour Totals	311	311
01:15	80	80
01:30	76	76
01:45	75	75
02:00	66	66
=====	=====	=====
Hour Totals	297	297
02:15	55	55
02:30	55	55
02:45	59	59
03:00	95	95
=====	=====	=====
Hour Totals	264	264
03:15	62	62
03:30	8	8
03:45	17	17
04:00	0	0
=====	=====	=====
Hour Totals	87	87
04:15	5	5
04:30	9	9
04:45	1	1
05:00	5	5
=====	=====	=====
Hour Totals	20	20
05:15	1	1
05:30	2	2
05:45	1	1
06:00	6	6
=====	=====	=====
Hour Totals	10	10

\*\*\*\*\*

5-37

Greiner, Inc.  
Traffic Counts  
Volume by Lane Report

Page 6

\*\*\*\*\*  
Data File : D1020002.PRN  
Station : 000000000007  
Identification : 000000000007  
\*\*\*\*\*

Lanes 1-1 are Eastbound

Sat - Oct 20, 90

Lane	1	Total
06:15	7	7
06:30	5	5
06:45	5	5
07:00	12	12
====	====	====
Hour Totals	29	29
07:15	15	15
07:30	20	20
07:45	14	14
08:00	19	19
====	====	====
Hour Totals	68	68
08:15	25	25
08:30	43	43
08:45	33	33
09:00	45	45
====	====	====
Hour Totals	146	146
09:15	41	41
09:30	22	22
09:45	23	23
10:00	35	35
====	====	====
Hour Totals	121	121
10:15	25	25
10:30	25	25
10:45	44	44
11:00	28	28
====	====	====
Hour Totals	122	122
11:15	47	47
11:30	46	46
11:45	41	41
12:00	53	53
====	====	====
Hour Totals	187	187
12:15	58	58
12:30	41	41
12:45	33	33

\*\*\*\*\*

Greiner, Inc.  
Traffic Counts  
Volume by Lane Report

Page 7

\*\*\*\*\*  
Data File : D1020002.PRN  
Station : 000000000007  
Identification : 000000000007  
\*\*\*\*\*  
Lanes 1-1 are Eastbound  
-----

Sat - Oct 20, 90

Lane	1	Total
-----	-----	-----
13:00	47	47
=====	=====	=====
Hour Totals	179	179
13:15	60	60
13:30	47	47
13:45	42	42
14:00	47	47
=====	=====	=====
Hour Totals	196	196
14:15	41	41
14:30	43	43
14:45	45	45
15:00	33	33
=====	=====	=====
Hour Totals	162	162
15:15	52	52
15:30	31	31
15:45	38	38
16:00	38	38
=====	=====	=====
Hour Totals	159	159
16:15	25	25
16:30	29	29
16:45	38	38
17:00	31	31
=====	=====	=====
Hour Totals	123	123
17:15	37	37
17:30	26	26
17:45	31	31
18:00	38	38
=====	=====	=====
Hour Totals	132	132
18:15	43	43
18:30	35	35
18:45	25	25
19:00	33	33
=====	=====	=====
Hour Totals	136	136

\*\*\*\*\*

Greiner, Inc.  
Traffic Counts  
Volume by Lane Report

Page 8

\*\*\*\*\*  
Data File : D1020002.PRN  
Station : 000000000007  
Identification : 000000000007  
\*\*\*\*\*

Lanes 1-1 are Eastbound

Sat - Oct 20, 90

Lane	1	Total
19:15	32	32
19:30	31	31
19:45	48	48
20:00	14	14
=====	=====	=====
Hour Totals	125	125
20:15	28	28
20:30	23	23
20:45	17	17
21:00	24	24
=====	=====	=====
Hour Totals	92	92
21:15	28	28
21:30	34	34
21:45	32	32
22:00	27	27
=====	=====	=====
Hour Totals	121	121
22:15	50	50
22:30	39	39
22:45	36	36
23:00	47	47
=====	=====	=====
Hour Totals	172	172
23:15	54	54
23:30	62	62
23:45	70	70
24:00	68	68
=====	=====	=====
Hour Totals	254	254
=====	=====	=====
Grand Totals	3513	3513
Percentages	100.0	

\*\*\*\*\*

Greiner, Inc.  
Traffic Counts  
Volume by Lane Report

Page 1

\*\*\*\*\*  
Data File : D1021002.PRN  
Station : 000000000007 Count ratio : 2.00  
Identification : 000000000007 Interval : 15 minutes  
Start date : Oct 21, 90 Start time : 00:00  
Stop date : Oct 21, 90 Stop time : 24:00  
City/Town : TAMPA County : HILLSBOROUGH  
Location : CYPRESS EB APPROACH to WESTSHORE (EB)  
\*\*\*\*\*

Lanes 1-1 are Eastbound  
-----

Sun - Oct 21, 90

Lane	1	Total
00:15	70	70
00:30	58	58
00:45	57	57
01:00	72	72
=====	=====	=====
Hour Totals	257	257
01:15	57	57
01:30	60	60
01:45	62	62
02:00	45	45
=====	=====	=====
Hour Totals	224	224
02:15	62	62
02:30	59	59
02:45	57	57
03:00	104	104
=====	=====	=====
Hour Totals	282	282
03:15	111	111
03:30	29	29
03:45	10	10
04:00	2	2
=====	=====	=====
Hour Totals	152	152
04:15	1	1
04:30	5	5
04:45	2	2
05:00	3	3
=====	=====	=====
Hour Totals	11	11
05:15	7	7
05:30	1	1
05:45	5	5
06:00	5	5
=====	=====	=====
Hour Totals	18	18

\*\*\*\*\*

Greiner, Inc.  
Traffic Counts  
Volume by Lane Report

Page 2

\*\*\*\*\*  
Data File : D1021002.PRN  
Station : 000000000007  
Identification : 000000000007  
\*\*\*\*\*

Lanes 1-1 are Eastbound

Sun - Oct 21, 90

Lane	1	Total
06:15	4	4
06:30	3	3
06:45	3	3
07:00	7	7
===== Hour Totals	17	17
07:15	9	9
07:30	4	4
07:45	10	10
08:00	12	12
===== Hour Totals	35	35
08:15	8	8
08:30	10	10
08:45	13	13
09:00	9	9
===== Hour Totals	40	40
09:15	17	17
09:30	18	18
09:45	20	20
10:00	32	32
===== Hour Totals	87	87
10:15	28	28
10:30	33	33
10:45	47	47
11:00	56	56
===== Hour Totals	164	164
11:15	70	70
11:30	63	63
11:45	47	47
12:00	63	63
===== Hour Totals	243	243
12:15	50	50
12:30	46	46
12:45	43	43

\*\*\*\*\*

Greiner, Inc.  
Traffic Counts  
Volume by Lane Report

Page 3

\*\*\*\*\*  
Data File : D1021002.PRN  
Station : 000000000007  
Identification : 000000000007  
\*\*\*\*\*

Lanes 1-1 are Eastbound  
-----

Sun - Oct 21, 90

Lane	1	Total
-----	-----	-----
13:00	36	36
=====	=====	=====
Hour Totals	175	175
13:15	37	37
13:30	20	20
13:45	33	33
14:00	23	23
=====	=====	=====
Hour Totals	113	113
14:15	26	26
14:30	38	38
14:45	36	36
15:00	19	19
=====	=====	=====
Hour Totals	119	119
15:15	28	28
15:30	20	20
15:45	28	28
16:00	22	22
=====	=====	=====
Hour Totals	98	98
16:15	18	18
16:30	24	24
16:45	34	34
17:00	33	33
=====	=====	=====
Hour Totals	109	109
17:15	59	59
17:30	34	34
17:45	35	35
18:00	39	39
=====	=====	=====
Hour Totals	167	167
18:15	29	29
18:30	27	27
18:45	20	20
19:00	19	19
=====	=====	=====
Hour Totals	95	95

\*\*\*\*\*

5-43

Greiner, Inc.  
Traffic Counts  
Volume by Lane Report

Page 4

\*\*\*\*\*  
Data File : D1021002.PRN  
Station : 000000000007  
Identification : 000000000007  
\*\*\*\*\*  
Lanes 1-1 are Eastbound

Sun - Oct 21, 90

Lane	1	Total
19:15	29	29
19:30	30	30
19:45	16	16
20:00	16	16
=====	=====	=====
Hour Totals	91	91
20:15	9	9
20:30	27	27
20:45	19	19
21:00	28	28
=====	=====	=====
Hour Totals	83	83
21:15	12	12
21:30	26	26
21:45	4	4
22:00	12	12
=====	=====	=====
Hour Totals	54	54
22:15	12	12
22:30	15	15
22:45	15	15
23:00	17	17
=====	=====	=====
Hour Totals	59	59
23:15	16	16
23:30	10	10
23:45	6	6
24:00	13	13
=====	=====	=====
Hour Totals	45	45
=====	=====	=====
Grand Totals	2738	2738
Percentages	100.0	

\*\*\*\*\*



Greiner, Inc.  
Traffic Counts  
Volume by Lane Report

Page 10

\*\*\*\*\*  
Data File : D1022004.PRN  
Station : 000000000007 Count ratio : 2.00  
Identification : 000000000007 Interval : 15-minutes  
Start date : Oct 22, 90 Start time : 00:00  
Stop date : Oct 22, 90 Stop time : 24:00  
City/Town : TAMPA County : HILLSBOROUGH  
Location : CYPRESS EB APPROACH to WESTSHORE (EB)  
\*\*\*\*\*

Lanes 1-1 are Eastbound  
-----

Mon - Oct 22, 90

Lane	1	Total
00:15	19	19
00:30	19	19
00:45	8	8
01:00	6	6
=====	=====	=====
Hour Totals	52	52
01:15	12	12
01:30	8	8
01:45	7	7
02:00	7	7
=====	=====	=====
Hour Totals	34	34
02:15	4	4
02:30	7	7
02:45	6	6
03:00	9	9
=====	=====	=====
Hour Totals	26	26
03:15	4	4
03:30	0	0
03:45	12	12
04:00	2	2
=====	=====	=====
Hour Totals	18	18
04:15	2	2
04:30	0	0
04:45	1	1
05:00	3	3
=====	=====	=====
Hour Totals	6	6
05:15	5	5
05:30	1	1
05:45	5	5
06:00	5	5
=====	=====	=====
Hour Totals	16	16

\*\*\*\*\*

Greiner, Inc.  
Traffic Counts  
Volume by Lane Report

Page 14

\*\*\*\*\*  
Data File : D1022004.PRN  
Station : 000000000007  
Identification : 000000000007  
\*\*\*\*\*

Lanes 1-1 are Eastbound

Mon - Oct 22, 90

Lane	1	Total
06:15	11	11
06:30	15	15
06:45	24	24
07:00	30	30
===== Hour Totals	80	80
07:15	59	59
07:30	101	101
07:45	86	86
08:00	117	117
===== Hour Totals	363	363
08:15	103	103
08:30	111	111
08:45	135	135
09:00	116	116
===== Hour Totals	465	465
09:15	112	112
09:30	121	121
09:45	120	120
10:00	159	159
===== Hour Totals	512	512
10:15	144	144
10:30	159	159
10:45	165	165
11:00	155	155
===== Hour Totals	623	623
11:15	160	160
11:30	200	200
11:45	280	280
12:00	306	306
===== Hour Totals	946	946
12:15	338	338
12:30	282	282
12:45	280	280

\*\*\*\*\*

Greiner, Inc.  
Traffic Counts  
Volume by Lane Report

Page 15

\*\*\*\*\*  
Data File : D1022004.PRN  
Station : 000000000007  
Identification : 000000000007  
\*\*\*\*\*

Lanes 1-1 are Eastbound  
-----

Mon - Oct 22, 90

Lane	1	Total
-----	-----	-----
13:00	251	251
=====	=====	=====
Hour Totals	1151	1151
13:15	259	259
13:30	198	198
13:45	204	204
14:00	210	210
=====	=====	=====
Hour Totals	871	871
14:15	204	204
14:30	149	149
14:45	165	165
15:00	159	159
=====	=====	=====
Hour Totals	677	677
15:15	174	174
15:30	151	151
15:45	199	199
16:00	156	156
=====	=====	=====
Hour Totals	680	680
16:15	243	243
16:30	239	239
16:45	296	296
17:00	261	261
=====	=====	=====
Hour Totals	1039	1039
17:15	469	469
17:30	409	409
17:45	434	434
18:00	231	231
=====	=====	=====
Hour Totals	1543	1543
18:15	198	198
18:30	147	147
18:45	117	117
19:00	84	84
=====	=====	=====
Hour Totals	546	546

\*\*\*\*\*

Greiner, Inc.  
Traffic Counts  
Volume by Lane Report

Page 16

\*\*\*\*\*  
Data File : D1022004.PRN  
Station : 000000000007  
Identification : 000000000007  
\*\*\*\*\*  
Lanes 1-1 are Eastbound

Mon - Oct 22, 90

Lane	1	Total
19:15	113	113
19:30	57	57
19:45	51	51
20:00	53	53
=====	=====	=====
Hour Totals	274	274
20:15	63	63
20:30	59	59
20:45	54	54
21:00	51	51
=====	=====	=====
Hour Totals	227	227
21:15	39	39
21:30	35	35
21:45	28	28
22:00	33	33
=====	=====	=====
Hour Totals	135	135
22:15	22	22
22:30	36	36
22:45	33	33
23:00	20	20
=====	=====	=====
Hour Totals	111	111
23:15	24	24
23:30	24	24
23:45	18	18
24:00	12	12
=====	=====	=====
Hour Totals	78	78
=====	=====	=====
Grand Totals	10473	10473
Percentages	100.0	

\*\*\*\*\*

Greiner, Inc.  
Traffic Counts  
Volume by Lane Report

Page 5

\*\*\*\*\*  
Data File : D1023002.PRN  
Station : 000000000007 Count ratio : 2.00  
Identification : 000000000007 Interval : 15 minutes  
Start date : Oct 23, 90 Start time : 00:00  
Stop date : Oct 23, 90 Stop time : 24:00  
City/Town : TAMPA County : HILLSBOROUGH  
Location : CYPRESS EB APPROACH to WESTSHORE (EB)  
\*\*\*\*\*

Lanes 1-1 are Eastbound  
-----

Tue - Oct 23, 90

Lane	1	Total
-----	-----	-----
00:15	15	15
00:30	14	14
00:45	11	11
01:00	6	6
=====	=====	=====
Hour Totals	46	46
01:15	15	15
01:30	3	3
01:45	2	2
02:00	6	6
=====	=====	=====
Hour Totals	26	26
02:15	7	7
02:30	6	6
02:45	11	11
03:00	17	17
=====	=====	=====
Hour Totals	41	41
03:15	7	7
03:30	4	4
03:45	8	8
04:00	1	1
=====	=====	=====
Hour Totals	20	20
04:15	8	8
04:30	4	4
04:45	3	3
05:00	10	10
=====	=====	=====
Hour Totals	25	25
05:15	3	3
05:30	10	10
05:45	9	9
06:00	11	11
=====	=====	=====
Hour Totals	33	33

\*\*\*\*\*

5-49

Greiner, Inc.  
Traffic Counts  
Volume by Lane Report

Page 6

\*\*\*\*\*  
Data File : D1023002.PRN  
Station : 000000000007  
Identification : 000000000007  
\*\*\*\*\*  
Lanes 1-1 are Eastbound

Tue - Oct 23, 90

Lane	1	Total
06:15	20	20
06:30	24	24
06:45	24	24
07:00	34	34
Hour Totals	102	102
07:15	57	57
07:30	78	78
07:45	112	112
08:00	79	79
Hour Totals	326	326
08:15	107	107
08:30	92	92
08:45	100	100
09:00	89	89
Hour Totals	388	388
09:15	167	167
09:30	115	115
09:45	113	113
10:00	146	146
Hour Totals	541	541
10:15	121	121
10:30	159	159
10:45	138	138
11:00	139	139
Hour Totals	557	557
11:15	155	155
11:30	187	187
11:45	259	259
12:00	240	240
Hour Totals	841	841
12:15	311	311
12:30	237	237
12:45	217	217

\*\*\*\*\*

Greiner, Inc.  
Traffic Counts  
Volume by Lane Report

Page 7

\*\*\*\*\*  
Data File : D1023002.PRN  
Station : 000000000007  
Identification : 000000000007  
\*\*\*\*\*

Lanes 1-1 are Eastbound

Tue - Oct 23, 90

Lane	1	Total
-----	-----	-----
13:00	227	227
=====	=====	=====
Hour Totals	992	992
13:15	237	237
13:30	189	189
13:45	177	177
14:00	158	158
=====	=====	=====
Hour Totals	761	761
14:15	162	162
14:30	131	131
14:45	153	153
15:00	155	155
=====	=====	=====
Hour Totals	601	601
15:15	154	154
15:30	147	147
15:45	182	182
16:00	160	160
=====	=====	=====
Hour Totals	643	643
16:15	219	219
16:30	212	212
16:45	296	296
17:00	290	290
=====	=====	=====
Hour Totals	1017	1017
17:15	516	516
17:30	433	433
17:45	393	393
18:00	232	232
=====	=====	=====
Hour Totals	1574	1574
18:15	203	203
18:30	155	155
18:45	126	126
19:00	100	100
=====	=====	=====
Hour Totals	584	584

\*\*\*\*\*

Greiner, Inc.  
Traffic Counts  
Volume by Lane Report

Page 8

\*\*\*\*\*  
Data File : D1023002.PRN  
Station : 000000000007  
Identification : 000000000007  
\*\*\*\*\*

Lanes 1-1 are Eastbound

Tue - Oct 23, 90

Lane	1	Total
-----	-----	-----
19:15	93	93
19:30	75	75
19:45	58	58
20:00	56	56
=====	=====	=====
Hour Totals	282	282
20:15	58	58
20:30	37	37
20:45	55	55
21:00	47	47
=====	=====	=====
Hour Totals	197	197
21:15	40	40
21:30	40	40
21:45	25	25
22:00	24	24
=====	=====	=====
Hour Totals	129	129
22:15	50	50
22:30	32	32
22:45	41	41
23:00	21	21
=====	=====	=====
Hour Totals	144	144
23:15	26	26
23:30	26	26
23:45	36	36
24:00	25	25
=====	=====	=====
Hour Totals	113	113
=====	=====	=====
Grand Totals	9983	9983
Percentages	100.0	

\*\*\*\*\*



Greiner, Inc.  
Traffic Counts  
Volume by Lane Report

Page 5

\*\*\*\*\*  
Data File : D1024002.PRN  
Station : 000000000007 Count ratio : 2.00  
Identification : 000000000007 Interval : 15 minutes  
Start date : Oct 24, 90 Start time : 00:00  
Stop date : Oct 24, 90 Stop time : 24:00  
City/Town : TAMPA County : HILLSBOROUGH  
Location : CYPRESS EB APPROACH to WESTSHORE (EB)  
\*\*\*\*\*  
Lanes 1-1 are Eastbound  
-----

Wed - Oct 24, 90

Lane	1	Total
-----	-----	-----
00:15	27	27
00:30	18	18
00:45	16	16
01:00	10	10
=====	=====	=====
Hour Totals	71	71
01:15	5	5
01:30	12	12
01:45	10	10
02:00	11	11
=====	=====	=====
Hour Totals	38	38
02:15	5	5
02:30	8	8
02:45	9	9
03:00	9	9
=====	=====	=====
Hour Totals	31	31
03:15	8	8
03:30	4	4
03:45	1	1
04:00	2	2
=====	=====	=====
Hour Totals	15	15
04:15	5	5
04:30	3	3
04:45	6	6
05:00	0	0
=====	=====	=====
Hour Totals	14	14
05:15	6	6
05:30	4	4
05:45	3	3
06:00	11	11
=====	=====	=====
Hour Totals	24	24

\*\*\*\*\*

Greiner, Inc.  
Traffic Counts  
Volume by Lane Report

Page 6

\*\*\*\*\*  
Data File : D1024002.PRN  
Station : 000000000007  
Identification : 000000000007  
\*\*\*\*\*  
Lanes 1-1 are Eastbound

-----  
Wed - Oct 24, 90

Lane	1	Total
-----	-----	-----
06:15	8	8
06:30	19	19
06:45	18	18
07:00	40	40
=====	=====	=====
Hour Totals	85	85
07:15	49	49
07:30	94	94
07:45	98	98
08:00	99	99
=====	=====	=====
Hour Totals	340	340
08:15	93	93
08:30	112	112
08:45	95	95
09:00	109	109
=====	=====	=====
Hour Totals	409	409
09:15	139	139
09:30	133	133
09:45	134	134
10:00	98	98
=====	=====	=====
Hour Totals	504	504
10:15	148	148
10:30	133	133
10:45	145	145
11:00	121	121
=====	=====	=====
Hour Totals	547	547
11:15	174	174
11:30	174	174
11:45	284	284
12:00	298	298
=====	=====	=====
Hour Totals	930	930
12:15	366	366
12:30	256	256
12:45	232	232

\*\*\*\*\*

Greiner, Inc.  
Traffic Counts  
Volume by Lane Report

Page 7

\*\*\*\*\*  
Data File : D1024002.PRN  
Station : 000000000007  
Identification : 000000000007  
\*\*\*\*\*

Lanes 1-1 are Eastbound

-----  
Wed - Oct 24, 90

Lane	1	Total
-----	-----	-----
13:00	246	246
=====	=====	=====
Hour Totals	1100	1100
13:15	238	238
13:30	196	196
13:45	169	169
14:00	166	166
=====	=====	=====
Hour Totals	769	769
14:15	139	139
14:30	166	166
14:45	165	165
15:00	143	143
=====	=====	=====
Hour Totals	613	613
15:15	158	158
15:30	148	148
15:45	185	185
16:00	198	198
=====	=====	=====
Hour Totals	689	689
16:15	235	235
16:30	266	266
16:45	288	288
17:00	310	310
=====	=====	=====
Hour Totals	1099	1099
17:15	523	523
17:30	405	405
17:45	323	323
18:00	218	218
=====	=====	=====
Hour Totals	1469	1469
18:15	191	191
18:30	125	125
18:45	86	86
19:00	91	91
=====	=====	=====
Hour Totals	493	493

\*\*\*\*\*

Greiner, Inc.  
Traffic Counts  
Volume by Lane Report

Page 8

\*\*\*\*\*  
Data File : D1024002.PRN  
Station : 000000000007  
Identification : 000000000007  
\*\*\*\*\*

Lanes 1-1 are Eastbound

-----  
Wed - Oct 24, 90

Lane	1	Total
-----	-----	-----
19:15	80	80
19:30	45	45
19:45	65	65
20:00	43	43
=====	=====	=====
Hour Totals	233	233

20:15	56	56
20:30	73	73
20:45	54	54
21:00	40	40
=====	=====	=====
Hour Totals	223	223

21:15	43	43
21:30	45	45
21:45	34	34
22:00	43	43
=====	=====	=====
Hour Totals	165	165

22:15	53	53
22:30	26	26
22:45	15	15
23:00	21	21
=====	=====	=====
Hour Totals	115	115

23:15	52	52
23:30	34	34
23:45	30	30
24:00	23	23
=====	=====	=====
Hour Totals	139	139

=====	=====	=====
Grand Totals	10115	10115
Percentages	100.0	

\*\*\*\*\*

Greiner, Inc.  
Traffic Counts  
Volume by Lane Report

Page 5

\*\*\*\*\*  
Data File : D1018003.PRN  
Station : 0000000000008 Count ratio : 2.00  
Identification : 0000000000008 Interval : 15 minutes  
Start date : Oct 18, 90 Start time : 00:00  
Stop date : Oct 18, 90 Stop time : 24:00  
City/Town : TAMPA County : HILLSBOROUGH  
Location : CYPRESS WB APPROACH to WESTSHORE (WB)  
\*\*\*\*\*

Lanes 1-1 are Westbound  
-----

Thu - Oct 18, 90

Lane	1	Total
-----	-----	-----
00:15	10	10
00:30	8	8
00:45	12	12
01:00	9	9
=====	=====	=====
Hour Totals	39	39
01:15	7	7
01:30	6	6
01:45	11	11
02:00	2	2
=====	=====	=====
Hour Totals	26	26
02:15	6	6
02:30	4	4
02:45	7	7
03:00	1	1
=====	=====	=====
Hour Totals	18	18
03:15	4	4
03:30	2	2
03:45	5	5
04:00	3	3
=====	=====	=====
Hour Totals	14	14
04:15	3	3
04:30	5	5
04:45	7	7
05:00	3	3
=====	=====	=====
Hour Totals	18	18
05:15	6	6
05:30	11	11
05:45	11	11
06:00	17	17
=====	=====	=====
Hour Totals	45	45

\*\*\*\*\*

Greiner, Inc.  
Traffic Counts  
Volume by Lane Report

Page 6

```
*****
Data File      : D1018003.PRN
Station       : 0000000000008
Identification : 0000000000008
*****
Lanes 1-1 are Westbound
```

Thu - Oct 18, 90

Lane	1	Total
06:15	12	12
06:30	36	36
06:45	52	52
07:00	81	81
====	====	====
Hour Totals	181	181
07:15	126	126
07:30	154	154
07:45	154	154
08:00	192	192
====	====	====
Hour Totals	626	626
08:15	198	198
08:30	222	222
08:45	176	176
09:00	139	139
====	====	====
Hour Totals	735	735
09:15	133	133
09:30	115	115
09:45	121	121
10:00	123	123
====	====	====
Hour Totals	492	492
10:15	110	110
10:30	119	119
10:45	102	102
11:00	115	115
====	====	====
Hour Totals	446	446
11:15	126	126
11:30	164	164
11:45	187	187
12:00	212	212
====	====	====
Hour Totals	689	689
12:15	205	205
12:30	210	210
12:45	216	216

\*\*\*\*\*

Greiner, Inc.  
Traffic Counts  
Volume by Lane Report

Page 7

\*\*\*\*\*  
Data File : D1018003.PRN  
Station : 0000000000008  
Identification : 0000000000008  
\*\*\*\*\*

Lanes 1-1 are Westbound  
-----

Thu - Oct 18, 90

Lane	1	Total
-----	-----	-----
13:00	224	224
=====	=====	=====
Hour Totals	855	855
13:15	199	199
13:30	229	229
13:45	181	181
14:00	173	173
=====	=====	=====
Hour Totals	782	782
14:15	162	162
14:30	133	133
14:45	137	137
15:00	133	133
=====	=====	=====
Hour Totals	565	565
15:15	108	108
15:30	113	113
15:45	140	140
16:00	199	199
=====	=====	=====
Hour Totals	560	560
16:15	173	173
16:30	156	156
16:45	233	233
17:00	169	169
=====	=====	=====
Hour Totals	731	731
17:15	216	216
17:30	251	251
17:45	218	218
18:00	221	221
=====	=====	=====
Hour Totals	906	906
18:15	200	200
18:30	161	161
18:45	162	162
19:00	111	111
=====	=====	=====
Hour Totals	634	634

\*\*\*\*\*

Greiner, Inc.  
Traffic Counts  
Volume by Lane Report

Page 8

\*\*\*\*\*  
Data File : D1018003.PRN  
Station : 000000000008  
Identification : 000000000008  
\*\*\*\*\*

Lanes 1-1 are Westbound

-----  
Thu - Oct 18, 90

Lane	1	Total
-----	-----	-----
19:15	85	85
19:30	56	56
19:45	69	69
20:00	55	55
=====	=====	=====
Hour Totals	265	265
20:15	47	47
20:30	56	56
20:45	28	28
21:00	54	54
=====	=====	=====
Hour Totals	185	185
21:15	57	57
21:30	57	57
21:45	51	51
22:00	38	38
=====	=====	=====
Hour Totals	203	203
22:15	48	48
22:30	68	68
22:45	61	61
23:00	35	35
=====	=====	=====
Hour Totals	212	212
23:15	38	38
23:30	13	13
23:45	22	22
24:00	15	15
=====	=====	=====
Hour Totals	88	88
=====	=====	=====
Grand Totals	9315	9315
Percentages	100.0	

\*\*\*\*\*



Greiner, Inc.  
Traffic Counts  
Volume by Lane Report

Page 9

\*\*\*\*\*  
Data File : D1019003.PRN  
Station : 000000000008 Count ratio : 2.00  
Identification : 000000000008 Interval : 15 minutes  
Start date : Oct 19, 90 Start time : 00:00  
Stop date : Oct 19, 90 Stop time : 24:00  
City/Town : TAMPA County : HILLSBOROUGH  
Location : CYPRESS WB APPROACH to WESTSHORE (WB)  
\*\*\*\*\*

Lanes 1-1 are Westbound  
-----

Fri - Oct 19, 90

Lane	1	Total
-----	-----	-----
00:15	12	12
00:30	18	18
00:45	7	7
01:00	10	10
=====	=====	=====
Hour Totals	47	47
01:15	7	7
01:30	8	8
01:45	12	12
02:00	5	5
=====	=====	=====
Hour Totals	32	32
02:15	5	5
02:30	4	4
02:45	3	3
03:00	6	6
=====	=====	=====
Hour Totals	18	18
03:15	5	5
03:30	5	5
03:45	4	4
04:00	5	5
=====	=====	=====
Hour Totals	19	19
04:15	4	4
04:30	5	5
04:45	6	6
05:00	3	3
=====	=====	=====
Hour Totals	18	18
05:15	4	4
05:30	5	5
05:45	14	14
06:00	15	15
=====	=====	=====
Hour Totals	38	38

\*\*\*\*\*

Greiner, Inc.  
Traffic Counts  
Volume by Lane Report

Page 10

\*\*\*\*\*  
Data File : D1019003.PRN  
Station : 000000000008  
Identification : 000000000008  
\*\*\*\*\*

Lanes 1-1 are Westbound

Fri - Oct 19, 90

Lane	1	Total
06:15	18	18
06:30	28	28
06:45	42	42
07:00	73	73
=====	=====	=====
Hour Totals	161	161
07:15	103	103
07:30	164	164
07:45	146	146
08:00	212	212
=====	=====	=====
Hour Totals	625	625
08:15	166	166
08:30	174	174
08:45	142	142
09:00	137	137
=====	=====	=====
Hour Totals	619	619
09:15	137	137
09:30	117	117
09:45	127	127
10:00	123	123
=====	=====	=====
Hour Totals	504	504
10:15	127	127
10:30	118	118
10:45	130	130
11:00	127	127
=====	=====	=====
Hour Totals	502	502
11:15	148	148
11:30	155	155
11:45	208	208
12:00	245	245
=====	=====	=====
Hour Totals	756	756
12:15	224	224
12:30	234	234
12:45	252	252

\*\*\*\*\*

Greiner, Inc.  
Traffic Counts  
Volume by Lane Report

Page 11

\*\*\*\*\*  
Data File : D1019003.PRN  
Station : 0000000000008  
Identification : 0000000000008  
\*\*\*\*\*

Lanes 1-1 are Westbound  
-----

Fri - Oct 19, 90

Lane	1	Total
-----	-----	-----
13:00	223	223
=====	=====	=====
Hour Totals	933	933
13:15	245	245
13:30	207	207
13:45	185	185
14:00	172	172
=====	=====	=====
Hour Totals	809	809
14:15	149	149
14:30	176	176
14:45	147	147
15:00	131	131
=====	=====	=====
Hour Totals	603	603
15:15	141	141
15:30	148	148
15:45	177	177
16:00	119	119
=====	=====	=====
Hour Totals	585	585
16:15	155	155
16:30	214	214
16:45	227	227
17:00	198	198
=====	=====	=====
Hour Totals	794	794
17:15	274	274
17:30	239	239
17:45	231	231
18:00	136	136
=====	=====	=====
Hour Totals	880	880
18:15	95	95
18:30	58	58
18:45	65	65
19:00	59	59
=====	=====	=====
Hour Totals	277	277

\*\*\*\*\*

Greiner, Inc.  
Traffic Counts  
Volume by Lane Report

Page 12

\*\*\*\*\*  
Data File : D1019003.PRN  
Station : 0000000000008  
Identification : 0000000000008  
\*\*\*\*\*  
Lanes 1-1 are Westbound

Fri - Oct 19, 90

Lane	1	Total
19:15	56	56
19:30	62	62
19:45	48	48
20:00	44	44
====	====	====
Hour Totals	210	210
20:15	46	46
20:30	37	37
20:45	32	32
21:00	34	34
====	====	====
Hour Totals	149	149
21:15	32	32
21:30	28	28
21:45	42	42
22:00	36	36
====	====	====
Hour Totals	138	138
22:15	42	42
22:30	36	36
22:45	51	51
23:00	48	48
====	====	====
Hour Totals	177	177
23:15	49	49
23:30	49	49
23:45	42	42
24:00	45	45
====	====	====
Hour Totals	185	185
====	====	====
Grand Totals	9079	9079
Percentages	100.0	

\*\*\*\*\* \*

Greiner, Inc.  
Traffic Counts  
Volume by Lane Report

Page 9

\*\*\*\*\*  
Data File : D1020003.PRN  
Station : 000000000008 Count ratio : 2.00  
Identification : 000000000008 Interval : 15 minutes  
Start date : Oct 20, 90 Start time : 00:00  
Stop date : Oct 20, 90 Stop time : 24:00  
City/Town : TAMPA County : HILLSBOROUGH  
Location : CYPRESS WB APPROACH to WESTSHORE (WB)  
\*\*\*\*\*

Lanes 1-1 are Westbound  
-----

Sat - Oct 20, 90

Lane	1	Total
00:15	35	35
00:30	40	40
00:45	31	31
01:00	28	28
=====	=====	=====
Hour Totals	134	134
01:15	19	19
01:30	31	31
01:45	18	18
02:00	11	11
=====	=====	=====
Hour Totals	79	79
02:15	25	25
02:30	12	12
02:45	8	8
03:00	18	18
=====	=====	=====
Hour Totals	63	63
03:15	13	13
03:30	10	10
03:45	6	6
04:00	2	2
=====	=====	=====
Hour Totals	31	31
04:15	1	1
04:30	6	6
04:45	2	2
05:00	4	4
=====	=====	=====
Hour Totals	13	13
05:15	3	3
05:30	6	6
05:45	5	5
06:00	7	7
=====	=====	=====
Hour Totals	21	21

\*\*\*\*\*

Greiner, Inc.  
Traffic Counts  
Volume by Lane Report

Page 10

\*\*\*\*\*  
Data File : D1020003.PRN  
Station : 000000000008  
Identification : 000000000008  
\*\*\*\*\*

Lanes 1-1 are Westbound

Sat - Oct 20, 90

Lane	1	Total
06:15	6	6
06:30	13	13
06:45	10	10
07:00	13	13
===== Hour Totals	42	42
07:15	13	13
07:30	18	18
07:45	19	19
08:00	25	25
===== Hour Totals	75	75
08:15	36	36
08:30	44	44
08:45	40	40
09:00	62	62
===== Hour Totals	182	182
09:15	46	46
09:30	41	41
09:45	38	38
10:00	51	51
===== Hour Totals	176	176
10:15	37	37
10:30	44	44
10:45	44	44
11:00	54	54
===== Hour Totals	179	179
11:15	51	51
11:30	53	53
11:45	61	61
12:00	56	56
===== Hour Totals	221	221
12:15	80	80
12:30	53	53
12:45	51	51

\*\*\*\*\*

Greiner, Inc.  
Traffic Counts  
Volume by Lane Report

Page 11

\*\*\*\*\*  
Data File : D1020003.PRN  
Station : 000000000008  
Identification : 000000000008  
\*\*\*\*\*

Lanes 1-1 are Westbound

Sat - Oct 20, 90

Lane	1	Total
------	---	-------

13:00	52	52
-------	----	----

Hour Totals	236	236
-------------	-----	-----

13:15	59	59
-------	----	----

13:30	42	42
-------	----	----

13:45	57	57
-------	----	----

14:00	53	53
-------	----	----

Hour Totals	211	211
-------------	-----	-----

14:15	40	40
-------	----	----

14:30	37	37
-------	----	----

14:45	57	57
-------	----	----

15:00	55	55
-------	----	----

Hour Totals	189	189
-------------	-----	-----

15:15	34	34
-------	----	----

15:30	53	53
-------	----	----

15:45	50	50
-------	----	----

16:00	47	47
-------	----	----

Hour Totals	184	184
-------------	-----	-----

16:15	43	43
-------	----	----

16:30	37	37
-------	----	----

16:45	34	34
-------	----	----

17:00	50	50
-------	----	----

Hour Totals	164	164
-------------	-----	-----

17:15	64	64
-------	----	----

17:30	53	53
-------	----	----

17:45	38	38
-------	----	----

18:00	32	32
-------	----	----

Hour Totals	187	187
-------------	-----	-----

18:15	36	36
-------	----	----

18:30	32	32
-------	----	----

18:45	44	44
-------	----	----

19:00	33	33
-------	----	----

Hour Totals	145	145
-------------	-----	-----

\*\*\*\*\*

Greiner, Inc.  
Traffic Counts  
Volume by Lane Report

Page 12

\*\*\*\*\*  
Data File : D1020003.PRN  
Station : 000000000008  
Identification : 000000000008  
\*\*\*\*\*  
Lanes 1-1 are Westbound

Sat - Oct 20, 90

Lane	1	Total
19:15	36	36
19:30	41	41
19:45	36	36
20:00	37	37
====	====	====
Hour Totals	150	150
20:15	33	33
20:30	32	32
20:45	21	21
21:00	15	15
====	====	====
Hour Totals	101	101
21:15	35	35
21:30	39	39
21:45	25	25
22:00	42	42
====	====	====
Hour Totals	141	141
22:15	42	42
22:30	39	39
22:45	35	35
23:00	42	42
====	====	====
Hour Totals	158	158
23:15	38	38
23:30	23	23
23:45	35	35
24:00	41	41
====	====	====
Hour Totals	137	137
====	====	====
Grand Totals	3219	3219
Percentages	100.0	

\*\*\*\*\* )



Greiner, Inc.  
Traffic Counts  
Volume by Lane Report

Page 1

\*\*\*\*\*  
Data File : D1021002.PRN  
Station : 000000000008 Count ratio : 2.00  
Identification : 000000000008 Interval : 15 minutes  
Start date : Oct 21, 90 Start time : 00:00  
Stop date : Oct 21, 90 Stop time : 24:00  
City/Town : TAMPA County : HILLSBOROUGH  
Location : CYPRESS WB APPROACH to WESTSHORE (WB)  
\*\*\*\*\*  
Lanes 1-1 are Westbound  
\*\*\*\*\*

Sun - Oct 21, 90

Lane	1	Total
00:15	25	25
00:30	20	20
00:45	18	18
01:00	26	26
===== Hour Totals	89	89
01:15	26	26
01:30	18	18
01:45	26	26
02:00	5	5
===== Hour Totals	75	75
02:15	11	11
02:30	17	17
02:45	11	11
03:00	11	11
===== Hour Totals	50	50
03:15	6	6
03:30	3	3
03:45	9	9
04:00	4	4
===== Hour Totals	22	22
04:15	3	3
04:30	5	5
04:45	8	8
05:00	9	9
===== Hour Totals	25	25
05:15	4	4
05:30	2	2
05:45	2	2
06:00	2	2
===== Hour Totals	10	10

\*\*\*\*\*

5-69

Greiner, Inc.  
Traffic Counts  
Volume by Lane Report

Page 2

\*\*\*\*\*  
Data File : D1021002.PRN  
Station : 000000000008  
Identification : 000000000008  
\*\*\*\*\*

Lanes 1-1 are Westbound

Sun - Oct 21, 90

Lane	1	Total
06:15	8	8
06:30	9	9
06:45	9	9
07:00	9	9
=====	=====	=====
Hour Totals	35	35
07:15	7	7
07:30	5	5
07:45	6	6
08:00	17	17
=====	=====	=====
Hour Totals	35	35
08:15	11	11
08:30	19	19
08:45	16	16
09:00	16	16
=====	=====	=====
Hour Totals	62	62
09:15	28	28
09:30	26	26
09:45	27	27
10:00	27	27
=====	=====	=====
Hour Totals	108	108
10:15	22	22
10:30	22	22
10:45	38	38
11:00	49	49
=====	=====	=====
Hour Totals	131	131
11:15	40	40
11:30	43	43
11:45	36	36
12:00	45	45
=====	=====	=====
Hour Totals	164	164
12:15	48	48
12:30	60	60
12:45	65	65

\*\*\*\*\*

Greiner, Inc.  
Traffic Counts  
Volume by Lane Report

Page

\*\*\*\*\*  
Data File : D1021002.PRN  
Station : 000000000008  
Identification : 000000000008  
\*\*\*\*\*

Lanes 1-1 are Westbound

Sun - Oct 21, 90

Lane	1	Total
------	---	-------

13:00	56	56
-------	----	----

Hour Totals	229	229
-------------	-----	-----

13:15	59	59
-------	----	----

13:30	36	36
-------	----	----

13:45	21	21
-------	----	----

14:00	37	37
-------	----	----

Hour Totals	153	153
-------------	-----	-----

14:15	40	40
-------	----	----

14:30	27	27
-------	----	----

14:45	22	22
-------	----	----

15:00	35	35
-------	----	----

Hour Totals	124	124
-------------	-----	-----

15:15	37	37
-------	----	----

15:30	38	38
-------	----	----

15:45	40	40
-------	----	----

16:00	22	22
-------	----	----

Hour Totals	137	137
-------------	-----	-----

16:15	51	51
-------	----	----

16:30	64	64
-------	----	----

16:45	61	61
-------	----	----

17:00	65	65
-------	----	----

Hour Totals	241	241
-------------	-----	-----

17:15	64	64
-------	----	----

17:30	93	93
-------	----	----

17:45	57	57
-------	----	----

18:00	44	44
-------	----	----

Hour Totals	258	258
-------------	-----	-----

18:15	39	39
-------	----	----

18:30	23	23
-------	----	----

18:45	16	16
-------	----	----

19:00	27	27
-------	----	----

Hour Totals	105	105
-------------	-----	-----

\*\*\*\*\*

Greiner, Inc.  
Traffic Counts  
Volume by Lane Report

Page 4

\*\*\*\*\*  
Data File : D1021002.PRN  
Station : 000000000008  
Identification : 000000000008  
\*\*\*\*\*

Lanes 1-1 are Westbound

Sun - Oct 21, 90

Lane	1	Total
19:15	15	15
19:30	18	18
19:45	22	22
20:00	13	13
====	====	====
Hour Totals	68	68
20:15	20	20
20:30	21	21
20:45	16	16
21:00	11	11
====	====	====
Hour Totals	68	68
21:15	21	21
21:30	12	12
21:45	9	9
22:00	18	18
====	====	====
Hour Totals	60	60
22:15	13	13
22:30	14	14
22:45	19	19
23:00	19	19
====	====	====
Hour Totals	65	65
23:15	11	11
23:30	10	10
23:45	10	10
24:00	11	11
====	====	====
Hour Totals	42	42
====	====	====
Grand Totals	2356	2356
Percentages	100.0	

\*\*\*\*\*

Greiner, Inc.  
Traffic Counts  
Volume by Lane Report

Page 1

\*\*\*\*\*  
Data File : D1022005.PRN  
Station : 000000000008 Count ratio : 2.00  
Identification : 000000000008 Interval : 15 minutes  
Start date : Oct 22, 90 Start time : 00:00  
Stop date : Oct 22, 90 Stop time : 24:00  
City/Town : TAMPA County : HILLSBOROUGH  
Location : CYPRESS WB APPROACH to WESTSHORE (WB)  
\*\*\*\*\*  
Lanes 1-1 are Westbound  
-----

Mon - Oct 22, 90

Lane	1	Total
00:15	9	9
00:30	13	13
00:45	3	3
01:00	3	3
=====	=====	=====
Hour Totals	28	28
01:15	5	5
01:30	3	3
01:45	3	3
02:00	2	2
=====	=====	=====
Hour Totals	13	13
02:15	3	3
02:30	4	4
02:45	4	4
03:00	1	1
=====	=====	=====
Hour Totals	12	12
03:15	6	6
03:30	3	3
03:45	1	1
04:00	5	5
=====	=====	=====
Hour Totals	15	15
04:15	4	4
04:30	1	1
04:45	2	2
05:00	1	1
=====	=====	=====
Hour Totals	8	8
05:15	4	4
05:30	8	8
05:45	5	5
06:00	15	15
=====	=====	=====
Hour Totals	32	32

\*\*\*\*\*

Greiner, Inc.  
Traffic Counts  
Volume by Lane Report

Page 1

\*\*\*\*\*  
Data File : D1022005.PRN  
Station : 000000000008  
Identification : 000000000008  
\*\*\*\*\*

Lanes 1-1 are Westbound

Mon - Oct 22, 90

Lane	1	Total
06:15	13	13
06:30	23	23
06:45	38	38
07:00	69	69
Hour Totals	143	143
07:15	117	117
07:30	183	183
07:45	165	165
08:00	189	189
Hour Totals	654	654
08:15	174	174
08:30	222	222
08:45	162	162
09:00	137	137
Hour Totals	695	695
09:15	124	124
09:30	132	132
09:45	115	115
10:00	126	126
Hour Totals	497	497
10:15	114	114
10:30	120	120
10:45	114	114
11:00	109	109
Hour Totals	457	457
11:15	136	136
11:30	151	151
11:45	164	164
12:00	195	195
Hour Totals	646	646
12:15	205	205
12:30	236	236
12:45	190	190

\*\*\*\*\*

Greiner, Inc.  
Traffic Counts  
Volume by Lane Report

Page 10

\*\*\*\*\*  
Data File : D1022005.PRN  
Station : 000000000008  
Identification : 000000000008  
\*\*\*\*\*

Lanes 1-1 are Westbound  
-----

Mon - Oct 22, 90

Lane	1	Total
-----	-----	-----
13:00	202	202
=====	=====	=====
Hour Totals	833	833
13:15	183	183
13:30	174	174
13:45	176	176
14:00	158	158
=====	=====	=====
Hour Totals	691	691
14:15	147	147
14:30	137	137
14:45	137	137
15:00	131	131
=====	=====	=====
Hour Totals	552	552
15:15	137	137
15:30	112	112
15:45	130	130
16:00	161	161
=====	=====	=====
Hour Totals	540	540
16:15	131	131
16:30	165	165
16:45	179	179
17:00	186	186
=====	=====	=====
Hour Totals	661	661
17:15	246	246
17:30	197	197
17:45	179	179
18:00	127	127
=====	=====	=====
Hour Totals	749	749
18:15	131	131
18:30	85	85
18:45	72	72
19:00	75	75
=====	=====	=====
Hour Totals	363	363

\*\*\*\*\*

Greiner, Inc.  
Traffic Counts  
Volume by Lane Report

Page 20

\*\*\*\*\*  
Data File : D1022005.PRN  
Station : 000000000008  
Identification : 000000000008  
\*\*\*\*\*

Lanes 1-1 are Westbound

Mon - Oct 22, 90

Lane	1	Total
19:15	48	48
19:30	48	48
19:45	59	59
20:00	85	85
Hour Totals	240	240
20:15	62	62
20:30	37	37
20:45	38	38
21:00	33	33
Hour Totals	170	170
21:15	51	51
21:30	49	49
21:45	39	39
22:00	31	31
Hour Totals	170	170
22:15	18	18
22:30	21	21
22:45	17	17
23:00	16	16
Hour Totals	72	72
23:15	17	17
23:30	13	13
23:45	9	9
24:00	16	16
Hour Totals	55	55
Grand Totals	8296	8296
Percentages	100.0	



Greiner, Inc.  
Traffic Counts  
Volume by Lane Report

Page 9

\*\*\*\*\*  
Data File : D1023003.PRN  
Station : 0000000000008 Count ratio : 2.00  
Identification : 0000000000008 Interval : 15 minutes  
Start date : Oct 23, 90 Start time : 00:00  
Stop date : Oct 23, 90 Stop time : 24:00  
City/Town : TAMPA County : HILLSBOROUGH  
Location : CYPRESS WB APPROACH to WESTSHORE (WB)  
\*\*\*\*\*

Lanes 1-1 are Westbound  
-----

Tue - Oct 23, 90

Lane	1	Total
00:15	8	8
00:30	11	11
00:45	4	4
01:00	3	3
=====	=====	=====
Hour Totals	26	26
01:15	2	2
01:30	5	5
01:45	4	4
02:00	9	9
=====	=====	=====
Hour Totals	20	20
02:15	1	1
02:30	2	2
02:45	2	2
03:00	4	4
=====	=====	=====
Hour Totals	9	9
03:15	2	2
03:30	3	3
03:45	3	3
04:00	5	5
=====	=====	=====
Hour Totals	13	13
04:15	4	4
04:30	4	4
04:45	3	3
05:00	5	5
=====	=====	=====
Hour Totals	16	16
05:15	6	6
05:30	8	8
05:45	10	10
06:00	14	14
=====	=====	=====
Hour Totals	38	38

\*\*\*\*\*

Greiner, Inc.  
Traffic Counts  
Volume by Lane Report

Page 10

\*\*\*\*\*  
Data File : D1023003.PRN  
Station : 0000000000008  
Identification : 0000000000008  
\*\*\*\*\*

Lanes 1-1 are Westbound

Tue - Oct 23, 90

Lane	1	Total
06:15	14	14
06:30	39	39
06:45	40	40
07:00	59	59
===== Hour Totals	152	152
07:15	105	105
07:30	169	169
07:45	146	146
08:00	171	171
===== Hour Totals	591	591
08:15	156	156
08:30	164	164
08:45	143	143
09:00	135	135
===== Hour Totals	598	598
09:15	128	128
09:30	104	104
09:45	103	103
10:00	139	139
===== Hour Totals	474	474
10:15	125	125
10:30	136	136
10:45	118	118
11:00	124	124
===== Hour Totals	503	503
11:15	129	129
11:30	99	99
11:45	154	154
12:00	150	150
===== Hour Totals	532	532
12:15	182	182
12:30	167	167
12:45	174	174

\*\*\*\*\*

Greiner, Inc.  
Traffic Counts  
Volume by Lane Report

Page 11

\*\*\*\*\*  
Data File : D1023003.PRN  
Station : 0000000000008  
Identification : 0000000000008  
\*\*\*\*\*

Lanes 1-1 are Westbound

Tue - Oct 23, 90

Lane	1	Total
-----	-----	-----
13:00	192	192
=====	=====	=====
Hour Totals	715	715
13:15	206	206
13:30	211	211
13:45	175	175
14:00	152	152
=====	=====	=====
Hour Totals	744	744
14:15	133	133
14:30	142	142
14:45	126	126
15:00	142	142
=====	=====	=====
Hour Totals	543	543
15:15	113	113
15:30	108	108
15:45	131	131
16:00	146	146
=====	=====	=====
Hour Totals	498	498
16:15	145	145
16:30	114	114
16:45	146	146
17:00	151	151
=====	=====	=====
Hour Totals	556	556
17:15	159	159
17:30	165	165
17:45	143	143
18:00	115	115
=====	=====	=====
Hour Totals	582	582
18:15	131	131
18:30	108	108
18:45	95	95
19:00	79	79
=====	=====	=====
Hour Totals	413	413

\*\*\*\*\*

Greiner, Inc.  
Traffic Counts  
Volume by Lane Report

Page 12

\*\*\*\*\*  
Data File : D1023003.PRN  
Station : 000000000008  
Identification : 000000000008  
\*\*\*\*\*

Lanes 1-1 are Westbound

Tue - Oct 23, 90

Lane	1	Total
19:15	70	70
19:30	77	77
19:45	50	50
20:00	66	66
=====	=====	=====
Hour Totals	263	263
20:15	56	56
20:30	39	39
20:45	69	69
21:00	40	40
=====	=====	=====
Hour Totals	204	204
21:15	46	46
21:30	54	54
21:45	58	58
22:00	49	49
=====	=====	=====
Hour Totals	207	207
22:15	65	65
22:30	37	37
22:45	20	20
23:00	18	18
=====	=====	=====
Hour Totals	140	140
23:15	45	45
23:30	82	82
23:45	72	72
24:00	13	13
=====	=====	=====
Hour Totals	212	212
=====	=====	=====
Grand Totals	8049	8049
Percentages	100.0	

\*\*\*\*\* \*

Greiner, Inc.  
Traffic Counts  
Volume by Lane Report

Page 14

\*\*\*\*\*

Data File : D1024005.PRN  
Station : 0000000000008 Count ratio : 2.00  
Identification : 0000000000008 Interval : 15 minutes  
Start date : Oct 24, 90 Start time : 00:00  
Stop date : Oct 24, 90 Stop time : 24:00  
City/Town : TAMPA County : HILLSBOROUGH  
Location : CYPRESS WB APPROACH to WESTSHORE (WB)

\*\*\*\*\*

Lanes 1-1 are Westbound

-----  
Wed - Oct 24, 90

Lane	1	Total
-----	-----	-----
00:15	14	14
00:30	14	14
00:45	10	10
01:00	5	5
=====	=====	=====
Hour Totals	43	43
01:15	6	6
01:30	7	7
01:45	6	6
02:00	0	0
=====	=====	=====
Hour Totals	19	19
02:15	3	3
02:30	0	0
02:45	3	3
03:00	0	0
=====	=====	=====
Hour Totals	6	6
03:15	1	1
03:30	2	2
03:45	3	3
04:00	0	0
=====	=====	=====
Hour Totals	6	6
04:15	2	2
04:30	2	2
04:45	1	1
05:00	3	3
=====	=====	=====
Hour Totals	8	8
05:15	4	4
05:30	3	3
05:45	8	8
06:00	13	13
=====	=====	=====
Hour Totals	28	28

\*\*\*\*\*

5-81

Greiner, Inc.  
Traffic Counts  
Volume by Lane Report

Page 15

\*\*\*\*\*  
Data File : D1024005.PRN  
Station : 000000000008  
Identification : 000000000008  
\*\*\*\*\*  
Lanes 1-1 are Westbound

-----  
Wed - Oct 24, 90

Lane	1	Total
-----	-----	-----
06:15	15	15
06:30	26	26
06:45	47	47
07:00	70	70
=====	=====	=====
Hour Totals	158	158
07:15	121	121
07:30	189	189
07:45	154	154
08:00	180	180
=====	=====	=====
Hour Totals	644	644
08:15	171	171
08:30	205	205
08:45	179	179
09:00	159	159
=====	=====	=====
Hour Totals	714	714
09:15	130	130
09:30	137	137
09:45	107	107
10:00	100	100
=====	=====	=====
Hour Totals	474	474
10:15	102	102
10:30	109	109
10:45	116	116
11:00	117	117
=====	=====	=====
Hour Totals	444	444
11:15	114	114
11:30	135	135
11:45	184	184
12:00	208	208
=====	=====	=====
Hour Totals	641	641
12:15	222	222
12:30	213	213
12:45	198	198

\*\*\*\*\*

Greiner, Inc.  
Traffic Counts  
Volume by Lane Report

Page 16

\*\*\*\*\*  
Data File : D1024005.PRN  
Station : 0000000000008  
Identification : 0000000000008  
\*\*\*\*\*

Lanes 1-1 are Westbound

-----  
Wed - Oct 24, 90

Lane	1	Total
-----	-----	-----
13:00	210	210
=====	=====	=====
Hour Totals	843	843
13:15	197	197
13:30	199	199
13:45	179	179
14:00	182	182
=====	=====	=====
Hour Totals	757	757
14:15	137	137
14:30	144	144
14:45	137	137
15:00	116	116
=====	=====	=====
Hour Totals	534	534
15:15	98	98
15:30	123	123
15:45	144	144
16:00	181	181
=====	=====	=====
Hour Totals	546	546
16:15	149	149
16:30	176	176
16:45	211	211
17:00	183	183
=====	=====	=====
Hour Totals	719	719
17:15	207	207
17:30	193	193
17:45	204	204
18:00	162	162
=====	=====	=====
Hour Totals	766	766
18:15	122	122
18:30	105	105
18:45	88	88
19:00	80	80
=====	=====	=====
Hour Totals	395	395

\*\*\*\*\*

5-83

Greiner, Inc.  
Traffic Counts  
Volume by Lane Report

Page 17

\*\*\*\*\*

Data File : D1024005.PRN  
Station : 0000000000008  
Identification : 0000000000008

\*\*\*\*\*

Lanes 1-1 are Westbound

-----  
Wed - Oct 24, 90

Lane	1	Total
-----	-----	-----
19:15	78	78
19:30	60	60
19:45	59	59
20:00	69	69
=====	=====	=====
Hour Totals	266	266
20:15	66	66
20:30	71	71
20:45	43	43
21:00	50	50
=====	=====	=====
Hour Totals	230	230
21:15	38	38
21:30	41	41
21:45	45	45
22:00	25	25
=====	=====	=====
Hour Totals	149	149
22:15	28	28
22:30	34	34
22:45	21	21
23:00	25	25
=====	=====	=====
Hour Totals	108	108
23:15	20	20
23:30	17	17
23:45	9	9
24:00	21	21
=====	=====	=====
Hour Totals	67	67
=====	=====	=====
Grand Totals	8565	8565
Percentages	100.0	

\*\*\*\*\*





Greiner Inc.

REFERENCE: C2380.05  
 INTERSECTION OF WESTSHORE BLVD. AND CYPRESS ST.  
 NAME OF COUNTER: BB/DA  
 WEATHER: GOOD

FILENAME: WS-CY-A

DATE: 10 / 23 / 90

PERIOD BEGIN	--NORTH BOUND--			--SOUTH BOUND--			--EAST BOUND--			--WEST BOUND--			VEHICLE TOTAL
	LT	THRU	RT	LT	THRU	RT	LT	THRU	RT	LT	THRU	RT	
06:30	34	71	8	18	49	18	11	4	9	11	18	11	262
06:45	75	120	12	10	72	31	12	8	14	9	38	12	413
HR TOTAL	109	191	20	28	121	49	23	12	23	20	56	23	675
	( 320)			( 198)			( 58)			( 99)			
07:00	138	143	8	22	93	62	27	15	15	9	70	26	628
07:15	235	189	10	40	94	91	27	24	27	17	129	23	906
07:30	176	214	15	27	111	47	37	44	31	32	84	30	848
07:45	176	227	25	41	109	61	30	28	21	24	121	26	889
HR TOTAL	725	773	58	130	407	261	121	111	94	82	404	105	3271
	( 1556)			( 798)			( 326)			( 591)			
08:00	180	205	34	55	99	60	28	50	29	21	104	31	896
08:15	193	210	22	33	132	54	40	27	25	33	104	27	900
08:30	162	180	26	33	128	48	28	30	42	29	86	28	820
08:45	136	134	24	31	108	54	26	31	32	34	68	33	711
HR TOTAL	671	729	106	152	467	216	122	138	128	117	362	119	3327
	( 1506)			( 835)			( 388)			( 598)			
09:00	95	109	10	30	95	32	50	44	73	17	73	38	666
09:15	70	88	10	22	87	30	29	25	61	20	61	23	526
HR TOTAL	165	197	20	52	182	62	79	69	134	37	134	61	1192
	( 382)			( 296)			( 282)			( 232)			
DAY TOTAL	1670	1890	204	362	1177	588	345	330	379	256	956	308	8465

FOR THE PERIOD 06:30 - 09:15 THE PEAK HOUR IS 07:15 - 08:15

DIRECTION	PEAK HR FACTOR	--- VOLUMES ---			--- PERCENTS ---			
		LEFT	THRU	RIGHT	LEFT	THRU	RIGHT	
NORTH	0.97	767	835	84	( 1686)	45	50	5
SOUTH	0.93	163	413	259	( 835)	20	49	31
EAST	0.84	122	146	108	( 376)	32	39	29
WEST	0.94	94	438	110	( 642)	15	68	17
					( 3539)			

## Greiner Inc.

REFERENCE: C2380.05

FILENAME: WS-CY-M

INTERSECTION OF WESTSHORE BLVD. AND CYPRESS ST.

NAME OF COUNTER: TAC/MS

WEATHER: GOOD

DATE: 10 / 23 / 90

PERIOD BEGIN	--NORTH BOUND--			--SOUTH BOUND--			--EAST BOUND--			--WEST BOUND--			VEHICLE TOTAL
	LT	THRU	RT	LT	THRU	RT	LT	THRU	RT	LT	THRU	RT	
11:00	68	146	22	19	164	25	34	48	73	54	50	25	728
11:15	59	143	31	18	120	30	35	52	100	32	43	24	687
11:30	74	174	30	31	172	26	40	77	142	60	63	31	920
11:45	96	151	41	38	192	27	51	76	113	49	66	35	935
HR TOTAL	297	614	124	106	648	108	160	253	428	195	222	115	3270
			( 1035)			( 862)			( 841)				( 532)
12:00	104	162	42	42	206	23	46	105	160	50	91	41	1072
12:15	119	170	32	32	163	20	45	74	118	60	80	27	940
12:30	118	163	46	25	149	38	41	62	114	48	95	31	930
12:45	151	166	69	29	170	28	46	72	109	61	99	32	1032
HR TOTAL	492	661	189	128	688	109	178	313	501	219	365	131	3974
			( 1342)			( 925)			( 992)				( 715)
DAY TOTAL	789	1275	313	234	1336	217	338	566	929	414	587	246	7244

FOR THE PERIOD 11:00 - 12:45 THE PEAK HOUR IS 11:45 - 12:45

DIRECTION	PEAK HR FACTOR	---- VOLUMES ----			---- PERCENTS			
		LEFT	THRU	RIGHT	LEFT	THRU	RIGHT	
NORTH	0.81	437	646	161	( 1244)	35	52	13
SOUTH	0.88	137	710	108	( 955)	14	74	11
EAST	0.81	183	317	505	( 1005)	18	32	50
WEST	0.88	207	332	134	( 673)	31	49	20
					( 3877)			

Greiner Inc.

REFERENCE: C2380.05

FILENAME: WS-CY-P

INTERSECTION OF WESTSHORE BLVD. AND CYPRESS ST.

NAME OF COUNTER: DD/DW

WEATHER: GOOD

DATE: 10 / 23 / 90

PERIOD BEGIN	--NORTH BOUND--			--SOUTH BOUND--			--EAST BOUND--			--WEST BOUND--			VEHICLE TOTAL
	LT	THRU	RT	LT	THRU	RT	LT	THRU	RT	LT	THRU	RT	
15:30	53	152	27	17	136	22	40	48	94	58	47	26	720
15:45	67	155	33	24	138	18	29	53	78	56	51	39	741
HR TOTAL	120	307	60	41	274	40	69	101	172	114	98	65	1461
	( 487)			( 355)			( 342)			( 277)			
16:00	41	118	32	24	179	21	47	58	114	51	62	32	779
16:15	47	154	37	23	166	31	51	68	93	49	39	26	784
16:30	45	131	20	42	211	21	41	92	163	60	52	34	912
16:45	48	161	34	17	160	16	57	88	145	36	69	46	877
HR TOTAL	181	564	123	106	716	89	196	306	515	196	222	138	3352
	( 868)			( 911)			( 1017)			( 556)			
17:00	36	160	33	29	248	19	103	183	230	54	66	39	1200
17:15	39	213	34	36	167	23	88	149	196	53	68	44	1110
17:30	33	196	42	44	218	32	79	130	184	50	59	34	1101
17:45	48	186	31	44	164	20	33	70	129	43	42	30	840
HR TOTAL	156	755	140	153	797	94	303	532	739	200	235	147	4251
	( 1051)			( 1044)			( 1574)			( 582)			
18:00	27	142	32	25	160	8	39	64	100	49	49	33	728
18:15	34	121	24	36	118	9	47	27	81	29	35	44	605
HR TOTAL	61	263	56	61	278	17	86	91	181	78	84	77	1333
	( 380)			( 356)			( 358)			( 239)			
DAY TOTAL	518	1889	379	361	2065	240	654	1030	1607	588	639	427	10397

FOR THE PERIOD 15:30 - 18:15 THE PEAK HOUR IS 16:45 - 17:45

DIRECTION	PEAK HR FACTOR	--- VOLUMES ---			--- PERCENTS ---			
		LEFT	THRU	RIGHT	LEFT	THRU	RIGHT	
NORTH	0.90	156	730	143	( 1029)	15	71	14
SOUTH	0.85	126	793	90	( 1009)	12	79	9
EAST	0.79	327	550	755	( 1632)	20	34	46
WEST	0.94	193	262	163	( 618)	31	42	26
					( 4288)			

## Greiner Inc.

REFERENCE: C2380.05

FILENAME: WS-CY-N

INTERSECTION OF WESTSHORE BLVD. AND CYPRESS ST.

NAME OF COUNTER: TAC

WEATHER: GOOD

DATE: 10 / 24 / 90

PERIOD	--NORTH BOUND--			--SOUTH BOUND--			--EAST BOUND--			--WEST BOUND--			VEHICLE
BEGIN	LT	THRU	RT	LT	THRU	RT	LT	THRU	RT	LT	THRU	RT	TOTAL
19:00	47	81	17	30	118	21	15	29	36	23	36	19	472
19:15	35	61	13	21	83	14	9	16	20	18	28	14	332
19:30	43	74	16	18	71	12	13	23	29	20	27	12	358
19:45	30	54	12	17	65	11	9	15	19	21	32	16	301
HR TOTAL	155	270	58	86	337	58	46	83	104	82	123	61	1463
	( 483)			( 481)			( 233)			( 266)			
20:00	28	50	11	20	81	14	11	20	25	20	30	16	326
20:15	28	58	10	11	93	11	14	26	33	21	33	17	355
20:30	32	55	12	17	69	12	11	19	24	13	20	10	294
20:45	33	57	12	19	76	13	8	14	18	15	23	12	300
HR TOTAL	121	220	45	67	319	50	44	79	100	69	106	55	1275
	( 386)			( 436)			( 223)			( 230)			
21:00	36	64	14	17	70	12	8	13	22	11	17	10	294
21:15	35	60	13	12	46	8	12	15	18	13	19	9	260
21:30	21	38	8	11	43	7	7	12	15	14	21	10	207
21:45	23	39	8	14	55	9	11	16	16	8	12	5	216
HR TOTAL	115	201	43	54	214	36	38	56	71	46	69	34	977
	( 359)			( 304)			( 165)			( 149)			
DAY TOTAL	391	691	146	207	870	144	128	218	275	197	298	150	3715

FOR THE PERIOD 19:00 - 21:45 THE PEAK HOUR IS 19:00 - 20:00

DIRECTION	PEAK HR FACTOR	--- VOLUMES ---			--- PERCENTS ---		
		LEFT	THRU	RIGHT	LEFT	THRU	RIGHT
NORTH	0.83	155	270	58 ( 483)	32	56	12
SOUTH	0.71	86	337	58 ( 481)	18	70	12
EAST	0.73	46	83	104 ( 233)	20	36	45
WEST	0.85	82	123	61 ( 266)	31	46	23
				( 1463)			

Greiner Inc.

REFERENCE: C2380.05

FILENAME: WS-CY-0

INTERSECTION OF WESTSHORE and CYPRESS (OCCUPANCY COUNT by Approach)

NAME OF COUNTER: BB/MS

WEATHER: GOOD

DATE: 10 / 23 / 90

PERIOD BEGIN	--NORTH BOUND--			--SOUTH BOUND--			--EAST BOUND--			--WEST BOUND--			VEHICLE TOTAL
	1	2	3>	1	2	3>	1	2	3>	1	2	3>	
15:30	192	31	9	139	31	5	166	12	4	105	24	2	720
15:45	214	34	7	155	22	3	136	22	2	115	22	9	741
16:00	157	29	5	194	26	4	196	22	1	122	18	5	779
16:15	192	35	11	189	24	7	192	16	4	97	16	1	784
DAY TOTAL	755	129	32	677	103	19	690	72	11	439	80	17	3024

FOR THE PERIOD 15:30 - 16:30 THE PEAK HOUR IS 15:30 - 16:30

DIRECTION	--- VOLUMES ---				--- PERCENTS ---		
	1	2	3>		1	2	3>
NORTH	755	129	32	( 916)	82	14	3
SOUTH	677	103	19	( 799)	85	13	2
EAST	690	72	11	( 773)	89	9	1
WEST	439	80	17	( 536)	82	15	3
	( 3024)						



SHELL  
GAS STATION

AUSTIN  
CENTER

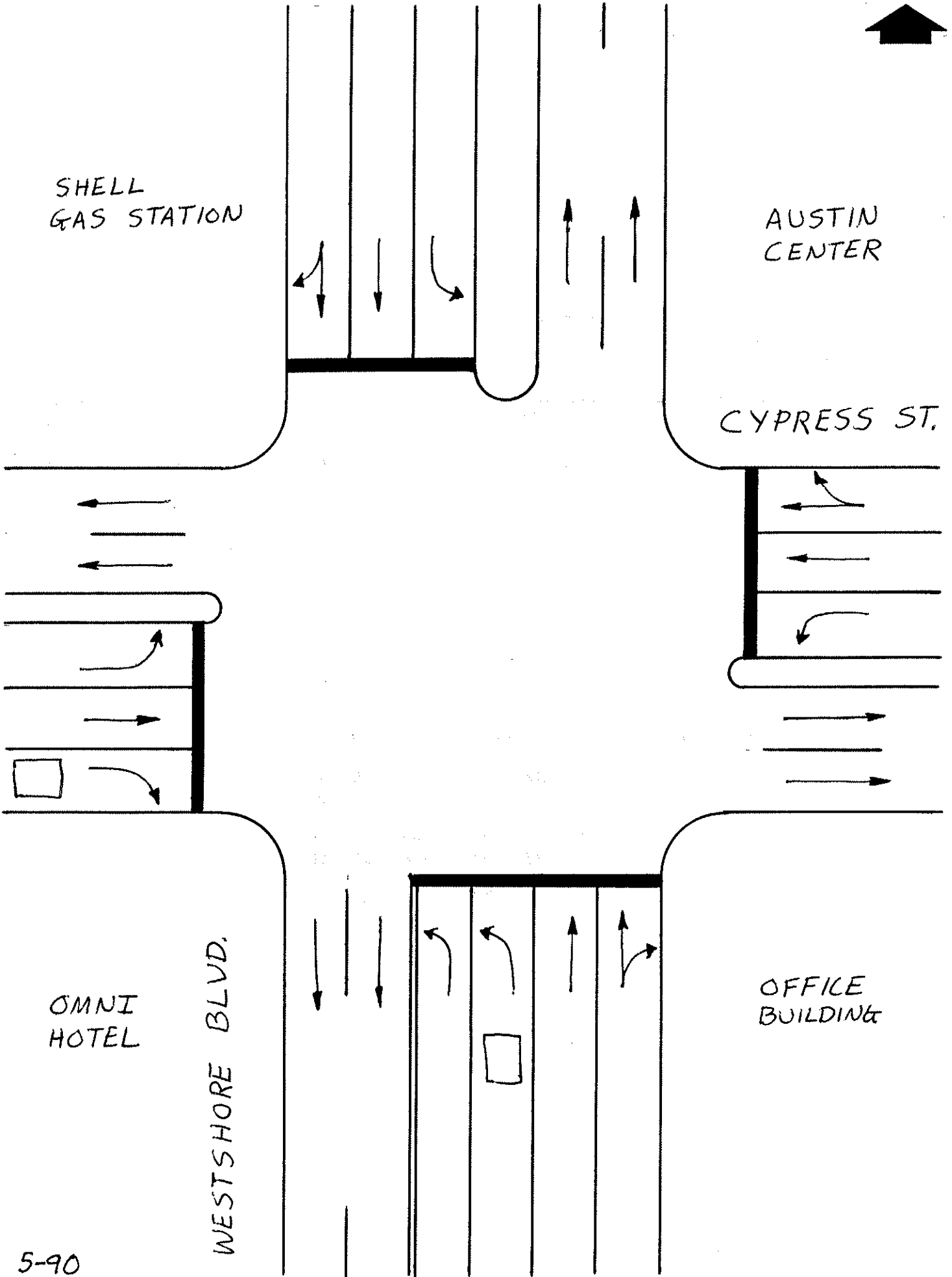
CYPRESS ST.

OMNI  
HOTEL

WESTSHORE BLVD.

OFFICE  
BUILDING

5-90





rec'd 7/18/91

**Task A2g1  
Traffic Memorandum  
Existing (1990/1991) Traffic Count Data  
Appendix A2**

**TAMPA INTERSTATE STUDY**

State Project No. 99007-1402, WPI No. 7140004, FAP No. IR-9999(43)

Interstate 275 (I-275) from the Howard Frankland Bridge / Kennedy Boulevard ramps  
to the I-275 / Dale Mabry Highway Interchange on the east and just north  
of Cypress Street on the north.

**Prepared For  
FLORIDA DEPARTMENT  
OF  
TRANSPORTATION**

**Prepared By  
GREINER, INC.**

**In Association With  
KNIGHT APPRAISAL SERVICES, INC.  
PIPER ARCHAEOLOGICAL SERVICES**

**JULY 1991**

C3380.01



## TABLE OF CONTENTS

<u>Section No.</u>	<u>Location</u>	<u>Pages</u>
6A	Lois Ave. and I-275 (Mainline and Ramps)	6-1 through 6-140
6B	Lois Ave. and I-275 (Arterials)	6-141 through 6-224
6C	Lois Ave. and I-275 (Turning Movement Counts and Lane Geometry)	6-225 through 6-233
7A	Lois Ave. and Cypress St. (Arterials)	7-1 through 7-112
7B	Lois Ave. and Cypress St. (Turning Movement Counts and Lane Geometry)	7-113 through 7-117
8A	Dale Mabry Hwy. and I-275 (Ramps)	8-1 through 8-140
8B	Dale Mabry Hwy. and I-275 (Arterials)	8-141 through 8-260
8C	Dale Mabry Hwy. and I-275 (Turning Movements Counts and Lane Geometry)	8-261 through 8-269
9A	Dale Mabry Hwy. and Spruce St. (Arterials)	9-1 through 9-112
9B	Dale Mabry Hwy. and Spruce St. (Turning Movement Counts)	9-113 through 9-116
10A	Dale Mabry Hwy. and Cypress St. (Arterials)	10-1 through 10-112
10B	Dale Mabry Hwy. and Cypress St. (Turning Movement Counts)	10-113 through 10-116
11	Himes Ave. and Cypress St. (Turning Movement Counts)	11-1 through 11-4

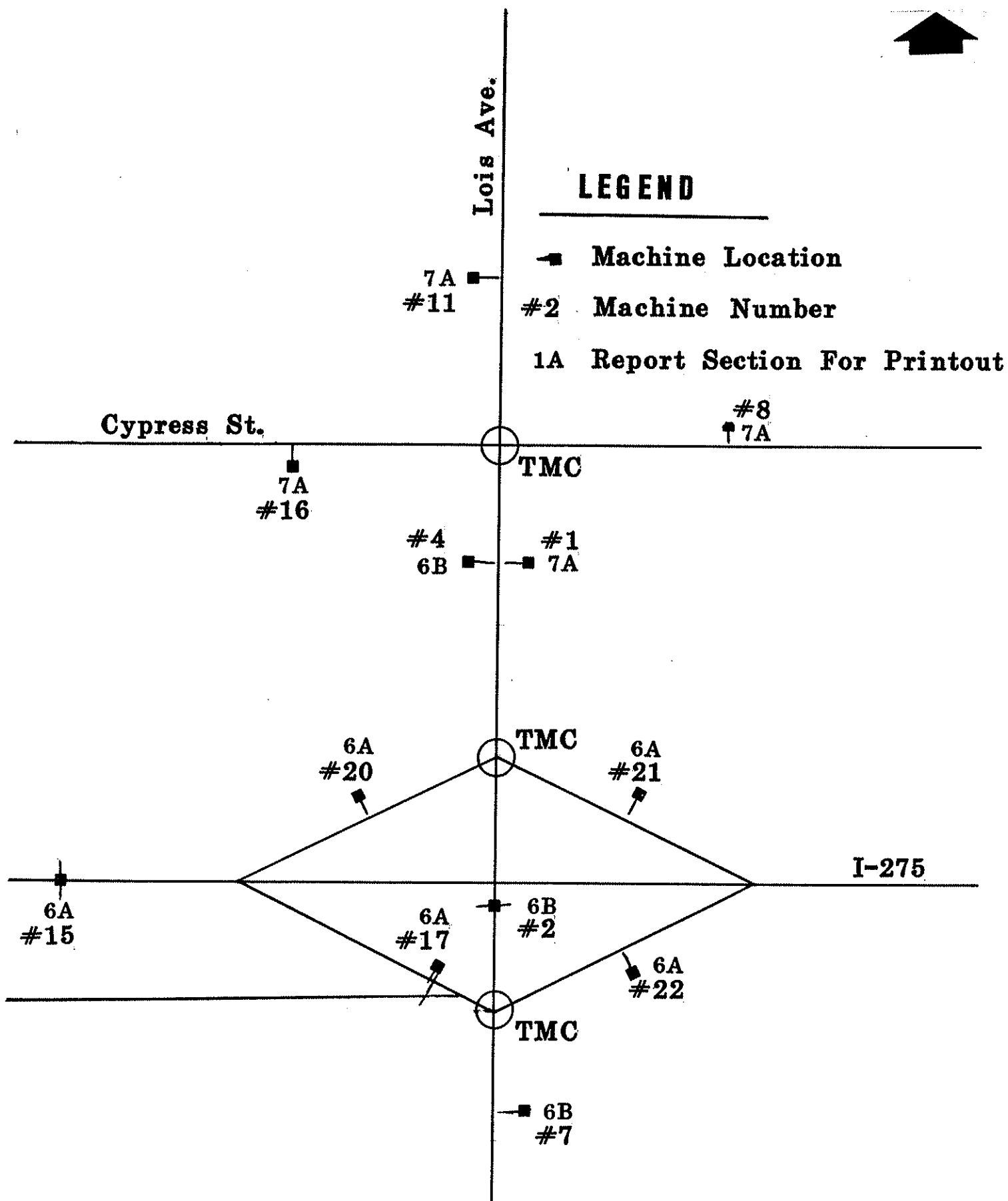


## LEGEND

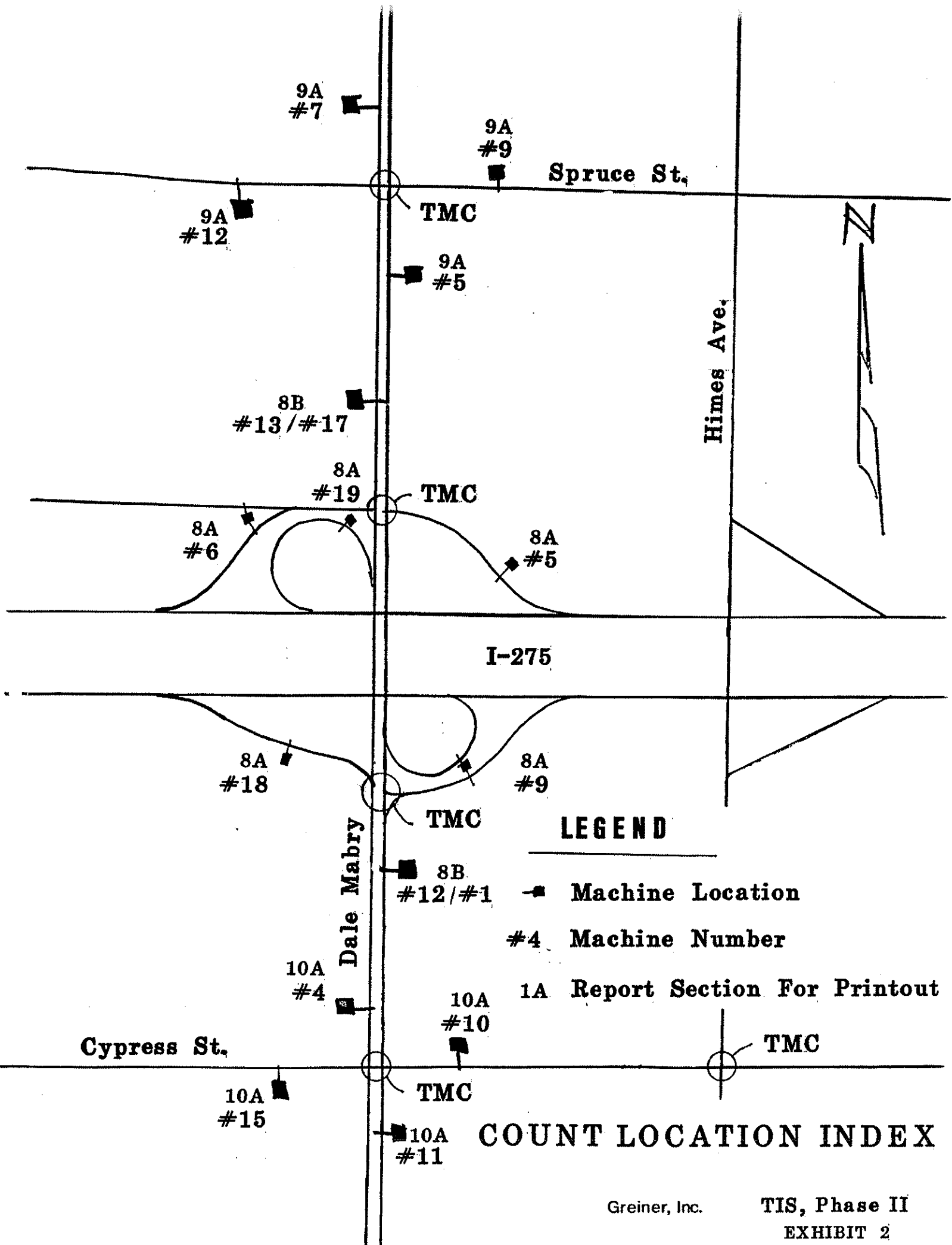
■ Machine Location

#2 Machine Number

1A Report Section For Printout



## COUNT LOCATION INDEX





Greiner, Inc.  
Traffic Counts  
Volume by Lane Report

Page

\*\*\*\*\*  
Data File : D1110009.PRN  
Station : 000000000015 Count ratio : 2.00  
Identification : 000000000015 Interval : 15 minutes  
Start date : Nov 10, 90 Start time : 00:00  
Stop date : Nov 10, 90 Stop time : 24:00  
City/Town : TAMPA LOIS County : HILLSBOROUGH  
Location : I-275 West of GYPRESS 1=EB 2=WB  
\*\*\*\*\*  
Lanes 1-2 are East/West Combined

Sat - Nov 10, 90

Lane	1	2	Total
00:15	327	308	635
00:30	346	272	618
00:45	220	232	452
01:00	230	171	401
===== Hour Totals	1123	983	2106
01:15	244	217	461
01:30	202	175	377
01:45	206	149	355
02:00	176	135	311
===== Hour Totals	828	676	1504
02:15	140	151	291
02:30	110	146	256
02:45	151	119	270
03:00	130	141	271
===== Hour Totals	531	557	1088
03:15	85	147	232
03:30	108	104	212
03:45	112	99	211
04:00	81	102	183
===== Hour Totals	386	452	838
04:15	84	109	193
04:30	82	109	191
04:45	109	108	217
05:00	101	100	201
===== Hour Totals	376	426	802
05:15	167	120	287
05:30	134	125	259
05:45	180	191	371
06:00	219	186	405
===== Hour Totals	700	622	1322

\*\*\*\*\*

Greiner, Inc.  
Traffic Counts  
Volume by Lane Report

Page 1

\*\*\*\*\*  
Data File : D1110009.PRN  
Station : 000000000015  
Identification : 000000000015  
\*\*\*\*\*

Lanes 1-2 are East/West Combined

Sat - Nov 10, 90

Lane	1	2	Total
06:15	299	248	547
06:30	349	340	689
06:45	444	424	868
07:00	382	349	731
=====	=====	=====	=====
Hour Totals	1474	1361	2835
07:15	463	355	818
07:30	594	414	1008
07:45	622	487	1109
08:00	597	489	1086
=====	=====	=====	=====
Hour Totals	2276	1745	4021
08:15	608	453	1061
08:30	693	501	1194
08:45	770	543	1313
09:00	730	495	1225
=====	=====	=====	=====
Hour Totals	2801	1992	4793
09:15	770	525	1295
09:30	809	618	1427
09:45	849	610	1459
10:00	795	643	1438
=====	=====	=====	=====
Hour Totals	3223	2396	5619
10:15	814	668	1482
10:30	868	668	1536
10:45	751	764	1515
11:00	902	721	1623
=====	=====	=====	=====
Hour Totals	3335	2821	6156
11:15	864	722	1586
11:30	855	788	1643
11:45	874	801	1675
12:00	861	786	1647
=====	=====	=====	=====
Hour Totals	3454	3097	6551
12:15	827	810	1637
12:30	835	824	1659
12:45	840	818	1658

\*\*\*\*\*

Greiner, Inc.  
Traffic Counts  
Volume by Lane Report

Page 3

\*\*\*\*\*  
Data File : D1110009.PRN  
Station : 0000000000015  
Identification : 0000000000015  
\*\*\*\*\*

Lanes 1-2 are East/West Combined

Sat - Nov 10, 90

Lane	1	2	Total
-----	-----	-----	-----
13:00	845	767	1612
=====	=====	=====	=====
Hour Totals	3347	3219	6566
13:15	848	779	1627
13:30	842	763	1605
13:45	837	796	1633
14:00	796	790	1586
=====	=====	=====	=====
Hour Totals	3323	3128	6451
14:15	784	737	1521
14:30	776	762	1538
14:45	765	834	1599
15:00	743	770	1513
=====	=====	=====	=====
Hour Totals	3068	3103	6171
15:15	832	774	1606
15:30	891	819	1710
15:45	944	881	1825
16:00	993	941	1934
=====	=====	=====	=====
Hour Totals	3660	3415	7075
16:15	1025	833	1858
16:30	1067	838	1905
16:45	1115	951	2066
17:00	1108	792	1900
=====	=====	=====	=====
Hour Totals	4315	3414	7729
17:15	1116	895	2011
17:30	1104	830	1934
17:45	1089	782	1871
18:00	1056	696	1752
=====	=====	=====	=====
Hour Totals	4365	3203	7568
18:15	995	815	1810
18:30	947	778	1725
18:45	953	705	1658
19:00	902	695	1597
=====	=====	=====	=====
Hour Totals	3797	2993	6790

\*\*\*\*\*

Greiner, Inc.  
Traffic Counts  
Volume by Lane Report

Page 4

\*\*\*\*\*  
Data File : D1110009.PRN  
Station : 000000000015  
Identification : 000000000015  
\*\*\*\*\*

Lanes 1-2 are East/West Combined

Sat - Nov 10, 90

Lane	1	2	Total
19:15	873	609	1482
19:30	821	605	1426
19:45	652	508	1160
20:00	633	542	1175
====	====	====	====
Hour Totals	2979	2264	5243
20:15	548	461	1009
20:30	521	478	999
20:45	489	499	988
21:00	437	476	913
====	====	====	====
Hour Totals	1995	1914	3909
21:15	415	493	908
21:30	381	495	876
21:45	374	436	810
22:00	327	461	788
====	====	====	====
Hour Totals	1497	1885	3382
22:15	288	446	734
22:30	293	508	801
22:45	321	616	937
23:00	338	565	903
====	====	====	====
Hour Totals	1240	2135	3375
23:15	359	492	851
23:30	361	489	850
23:45	353	523	876
24:00	332	396	728
====	====	====	====
Hour Totals	1405	1900	3305
====	====	====	====
Grand Totals	55498	49701	105199
Percentages	52.8	47.2	

\*\*\*\*\*



Greiner, Inc.  
Traffic Counts  
Volume by Lane Report

Page

\*\*\*\*\*  
Data File : D1111008.PRN  
Station : 000000000015 Count ratio : 2.00  
Identification : 000000000015 Interval : 15 minutes  
Start date : Nov 11, 90 Start time : 00:00  
Stop date : Nov 11, 90 Stop time : 24:00  
City/Town : TAMPA *LOIS* County : HILLSBOROUGH  
Location : I-275 West of ~~EXPRESS~~ 1=EB 2=WB  
\*\*\*\*\*

Lane 1 is Eastbound - Lane 2 is Westbound  
-----

Sun - Nov 11, 90

Lane	1	2	Total
00:15	341	315	656
00:30	348	305	653
00:45	307	258	565
01:00	286	243	529
====	====	====	====
Hour Totals	1282	1121	2403
01:15	255	187	442
01:30	221	188	409
01:45	211	185	396
02:00	188	164	352
====	====	====	====
Hour Totals	875	724	1599
02:15	151	169	320
02:30	132	137	269
02:45	146	139	285
03:00	135	192	327
====	====	====	====
Hour Totals	564	637	1201
03:15	97	173	270
03:30	111	134	245
03:45	115	81	196
04:00	106	80	186
====	====	====	====
Hour Totals	429	468	897
04:15	93	84	177
04:30	88	75	163
04:45	100	63	163
05:00	94	73	167
====	====	====	====
Hour Totals	375	295	670
05:15	146	73	219
05:30	157	77	234
05:45	173	115	288
06:00	206	117	323
====	====	====	====
Hour Totals	682	382	1064

\*\*\*\*\*

Greiner, Inc.  
Traffic Counts  
Volume by Lane Report

Page 2

\*\*\*\*\*  
Data File : D1111008.PRN  
Station : 000000000015  
Identification : 000000000015  
\*\*\*\*\*

Lane 1 is Eastbound - Lane 2 is Westbound  
-----

Sun - Nov 11, 90

Lane	1	2	Total
06:15	233	125	358
06:30	301	170	471
06:45	377	220	597
07:00	388	198	586
=====	=====	=====	=====
Hour Totals	1299	713	2012
07:15	446	211	657
07:30	495	237	732
07:45	531	290	821
08:00	578	258	836
=====	=====	=====	=====
Hour Totals	2050	996	3046
08:15	611	249	860
08:30	643	289	932
08:45	735	284	1019
09:00	754	350	1104
=====	=====	=====	=====
Hour Totals	2743	1172	3915
09:15	761	368	1129
09:30	784	343	1127
09:45	822	453	1275
10:00	811	451	1262
=====	=====	=====	=====
Hour Totals	3178	1615	4793
10:15	816	509	1325
10:30	843	547	1390
10:45	774	647	1421
11:00	825	631	1456
=====	=====	=====	=====
Hour Totals	3258	2334	5592
11:15	857	642	1499
11:30	843	695	1538
11:45	862	779	1641
12:00	857	752	1609
=====	=====	=====	=====
Hour Totals	3419	2868	6287
12:15	831	725	1556
12:30	823	728	1551
12:45	851	780	1631

\*\*\*\*\*

Greiner, Inc.  
Traffic Counts  
Volume by Lane Report

Page

\*\*\*\*\*  
Data File : D1111008.PRN  
Station : 000000000015  
Identification : 000000000015  
\*\*\*\*\*

Lane 1 is Eastbound - Lane 2 is Westbound

Sun - Nov 11, 90

Lane	1	2	Total
-----	-----	-----	-----
13:00	855	693	1548
=====	=====	=====	=====
Hour Totals	3360	2926	6286
13:15	849	709	1558
13:30	854	748	1602
13:45	872	745	1617
14:00	776	771	1547
=====	=====	=====	=====
Hour Totals	3351	2973	6324
14:15	780	765	1545
14:30	766	750	1516
14:45	763	774	1537
15:00	755	746	1501
=====	=====	=====	=====
Hour Totals	3064	3035	6099
15:15	854	766	1620
15:30	955	713	1668
15:45	1048	760	1808
16:00	1045	753	1798
=====	=====	=====	=====
Hour Totals	3902	2992	6894
16:15	1155	805	1960
16:30	1149	881	2030
16:45	1144	952	2096
17:00	1135	898	2033
=====	=====	=====	=====
Hour Totals	4583	3536	8119
17:15	1132	832	1964
17:30	1114	869	1983
17:45	1109	780	1889
18:00	1010	824	1834
=====	=====	=====	=====
Hour Totals	4365	3305	7670
18:15	983	770	1753
18:30	964	790	1754
18:45	942	771	1713
19:00	881	684	1565
=====	=====	=====	=====
Hour Totals	3770	3015	6785

\*\*\*\*\*

Greiner, Inc.  
Traffic Counts  
Volume by Lane Report

Page 4

\*\*\*\*\*  
Data File : D1111008.PRN  
Station : 000000000015  
Identification : 000000000015  
\*\*\*\*\*

Lane 1 is Eastbound - Lane 2 is Westbound

Sun - Nov 11, 90

Lane	1	2	Total
19:15	812	638	1450
19:30	743	637	1380
19:45	682	617	1299
20:00	621	540	1161
====	====	====	====
Hour Totals	2858	2432	5290
20:15	570	533	1103
20:30	556	513	1069
20:45	543	462	1005
21:00	461	456	917
====	====	====	====
Hour Totals	2130	1964	4094
21:15	435	415	850
21:30	398	404	802
21:45	384	416	800
22:00	327	590	917
====	====	====	====
Hour Totals	1544	1825	3369
22:15	311	494	805
22:30	286	327	613
22:45	273	343	616
23:00	342	274	616
====	====	====	====
Hour Totals	1212	1438	2650
23:15	373	243	616
23:30	355	284	639
23:45	343	220	563
24:00	326	207	533
====	====	====	====
Hour Totals	1397	954	2351
====	====	====	====
Grand Totals	55690	43720	99410
Percentages	56.0	44.0	

\*\*\*\*\*

Greiner, Inc.  
Traffic Counts  
Volume by Lane Report

Page

\*\*\*\*\*  
Data File : D1112009.PRN  
Station : 000000000015 Count ratio : 2.00  
Identification : 000000000015 Interval : 15 minutes  
Start date : Nov 12, 90 Start time : 00:00  
Stop date : Nov 12, 90 Stop time : 24:00  
City/Town : TAMPA County : HILLSBOROUGH  
Location : I-275 West of LOIS 1=EB 2=WB  
\*\*\*\*\*

Lane 1 is Eastbound - Lane 2 is Westbound  
-----

Mon - Nov 12, 90

Lane	1	2	Total
-----	-----	-----	-----
00:15	152	174	326
00:30	168	148	316
00:45	143	133	276
01:00	111	101	212
=====	=====	=====	=====
Hour Totals	574	556	1130
01:15	101	80	181
01:30	98	111	209
01:45	84	71	155
02:00	83	96	179
=====	=====	=====	=====
Hour Totals	366	358	724
02:15	86	84	170
02:30	79	65	144
02:45	74	83	157
03:00	55	87	142
=====	=====	=====	=====
Hour Totals	294	319	613
03:15	64	73	137
03:30	83	65	148
03:45	91	92	183
04:00	94	76	170
=====	=====	=====	=====
Hour Totals	332	306	638
04:15	86	87	173
04:30	85	102	187
04:45	111	126	237
05:00	131	141	272
=====	=====	=====	=====
Hour Totals	413	456	869
05:15	172	208	380
05:30	206	238	444
05:45	321	300	621
06:00	398	378	776
=====	=====	=====	=====
Hour Totals	1097	1124	2221

\*\*\*\*\*

Greiner, Inc.  
Traffic Counts  
Volume by Lane Report

Page 2

\*\*\*\*\*  
Data File : D1112009.PRN  
Station : 000000000015  
Identification : 000000000015  
\*\*\*\*\*

Lane 1 is Eastbound - Lane 2 is Westbound

Mon - Nov 12, 90

Lane	1	2	Total
06:15	475	546	1021
06:30	586	763	1349
06:45	711	825	1536
07:00	886	943	1829
===== Hour Totals	2658	3077	5735
07:15	1062	1010	2072
07:30	1154	1082	2236
07:45	1168	1163	2331
08:00	1232	1205	2437
===== Hour Totals	4616	4460	9076
08:15	1258	1156	2414
08:30	1126	1132	2258
08:45	1085	1089	2174
09:00	1024	1033	2057
===== Hour Totals	4493	4410	8903
09:15	973	986	1959
09:30	910	942	1852
09:45	912	863	1775
10:00	849	831	1680
===== Hour Totals	3644	3622	7266
10:15	890	846	1736
10:30	856	839	1695
10:45	891	876	1767
11:00	851	858	1709
===== Hour Totals	3488	3419	6907
11:15	861	958	1819
11:30	917	961	1878
11:45	954	986	1940
12:00	874	936	1810
===== Hour Totals	3606	3841	7447
12:15	833	972	1805
12:30	880	918	1798
12:45	859	932	1791

\*\*\*\*\*

Greiner, Inc.  
Traffic Counts  
Volume by Lane Report

Page

\*\*\*\*\*  
Data File : D1112009.PRN  
Station : 000000000015  
Identification : 000000000015  
\*\*\*\*\*

Lane 1 is Eastbound - Lane 2 is Westbound  
-----

Mon - Nov 12, 90

Lane	1	2	Total
-----	-----	-----	-----
13:00	826	877	1703
=====	=====	=====	=====
Hour Totals	3398	3699	7097
13:15	872	896	1768
13:30	862	931	1793
13:45	841	933	1774
14:00	799	900	1699
=====	=====	=====	=====
Hour Totals	3374	3660	7034
14:15	878	948	1826
14:30	860	984	1844
14:45	789	906	1695
15:00	768	972	1740
=====	=====	=====	=====
Hour Totals	3295	3810	7105
15:15	948	1047	1995
15:30	1044	1078	2122
15:45	1125	1167	2292
16:00	1197	1221	2418
=====	=====	=====	=====
Hour Totals	4314	4513	8827
16:15	1205	1142	2347
16:30	1122	1076	2198
16:45	1096	1107	2203
17:00	1101	1151	2252
=====	=====	=====	=====
Hour Totals	4524	4476	9000
17:15	1337	1129	2466
17:30	1118	1059	2177
17:45	1164	1049	2213
18:00	1000	987	1987
=====	=====	=====	=====
Hour Totals	4619	4224	8843
18:15	960	948	1908
18:30	913	966	1879
18:45	832	873	1705
19:00	738	725	1463
=====	=====	=====	=====
Hour Totals	3443	3512	6955

\*\*\*\*\*

Greiner, Inc.  
Traffic Counts  
Volume by Lane Report

Page 4

\*\*\*\*\*  
Data File : D1112009.PRN  
Station : 000000000015  
Identification : 000000000015  
\*\*\*\*\*

Lane 1 is Eastbound - Lane 2 is Westbound

Mon - Nov 12, 90

Lane	1	2	Total
19:15	720	655	1375
19:30	596	639	1235
19:45	507	532	1039
20:00	460	523	983
====	====	====	====
Hour Totals	2283	2349	4632
20:15	439	515	954
20:30	415	458	873
20:45	385	453	838
21:00	415	444	859
====	====	====	====
Hour Totals	1654	1870	3524
21:15	489	464	953
21:30	399	467	866
21:45	371	452	823
22:00	319	419	738
====	====	====	====
Hour Totals	1578	1802	3380
22:15	301	442	743
22:30	262	420	682
22:45	268	331	599
23:00	214	309	523
====	====	====	====
Hour Totals	1045	1502	2547
23:15	344	372	716
23:30	399	298	697
23:45	351	212	563
24:00	207	201	408
====	====	====	====
Hour Totals	1301	1083	2384
====	====	====	====
Grand Totals	60409	62448	122857
Percentages	49.2	50.8	

\*\*\*\*\*



Greiner, Inc.  
Traffic Counts  
Volume by Lane Report

Page 1

```
*****
Data File       : D1113002.PRN
Station        : 0000000000015          Count ratio : 2.00
Identification : 0000000000015          Interval    : 15 minutes
Start date     : Nov 13, 90              Start time   : 00:00
Stop date      : Nov 13, 90              Stop time    : 24:00
City/Town      : TAMPA                   County       : HILLSBOROUGH
Location       : I-275 West of LDIS 1=EB 2=WB
*****
```

Lane 1 is Eastbound - Lane 2 is Westbound

Tue - Nov 13, 90

Lane	1	2	Total
00:15	210	163	373
00:30	157	135	292
00:45	150	98	248
01:00	120	83	203
====	====	====	====
Hour Totals	637	479	1116
01:15	114	108	222
01:30	82	91	173
01:45	87	67	154
02:00	70	78	148
====	====	====	====
Hour Totals	353	344	697
02:15	90	78	168
02:30	73	85	158
02:45	74	59	133
03:00	75	72	147
====	====	====	====
Hour Totals	312	294	606
03:15	58	72	130
03:30	73	73	146
03:45	73	81	154
04:00	75	97	172
====	====	====	====
Hour Totals	279	323	602
04:15	100	90	190
04:30	127	90	217
04:45	136	115	251
05:00	113	137	250
====	====	====	====
Hour Totals	476	432	908
05:15	189	173	362
05:30	226	248	474
05:45	310	320	630
06:00	424	377	801
====	====	====	====
Hour Totals	1149	1118	2267

\*\*\*\*\*

Greiner, Inc.  
Traffic Counts  
Volume by Lane Report

Page

```
*****
Data File       : D1113002.PRN
Station        : 000000000015
Identification  : 000000000015
*****
Lane 1 is Eastbound - Lane 2 is Westbound
*****
```

Tue - Nov 13, 90

Lane	1	2	Total
06:15	534	565	1099
06:30	742	863	1605
06:45	976	856	1832
07:00	1024	949	1973
Hour Totals	3276	3233	6509
07:15	1142	1081	2223
07:30	1324	1219	2543
07:45	1297	1203	2500
08:00	1160	1130	2290
Hour Totals	4923	4633	9556
08:15	1257	1191	2448
08:30	1223	1146	2369
08:45	1169	1042	2211
09:00	1090	929	2019
Hour Totals	4739	4308	9047
09:15	947	897	1844
09:30	1012	906	1918
09:45	1022	823	1845
10:00	973	820	1793
Hour Totals	3954	3446	7400
10:15	907	819	1726
10:30	910	834	1744
10:45	928	930	1858
11:00	848	839	1687
Hour Totals	3593	3422	7015
11:15	848	922	1770
11:30	905	979	1884
11:45	889	977	1866
12:00	906	951	1857
Hour Totals	3548	3829	7377
12:15	890	992	1882
12:30	872	959	1831
12:45	844	953	1797

\*\*\*\*\*

Greiner, Inc.  
Traffic Counts

Volume by Lane Report

Page 1

\*\*\*\*\*  
Data File : D1113002.PRN  
Station : 000000000015  
Identification : 000000000015  
\*\*\*\*\*

Lane 1 is Eastbound - Lane 2 is Westbound

Tue - Nov 13, 90

Lane	1	2	Total
13:00	848	975	1823
Hour Totals	3454	3879	7333
13:15	864	945	1809
13:30	882	1019	1901
13:45	874	974	1848
14:00	870	1011	1881
Hour Totals	3490	3949	7439
14:15	913	980	1893
14:30	934	1128	2062
14:45	892	1007	1899
15:00	959	1020	1979
Hour Totals	3698	4135	7833
15:15	940	1094	2034
15:30	1021	1091	2112
15:45	1170	1239	2409
16:00	1151	1204	2355
Hour Totals	4282	4628	8910
16:15	1148	1218	2366
16:30	1216	1184	2400
16:45	1236	1272	2508
17:00	1121	1201	2322
Hour Totals	4721	4875	9596
17:15	1184	1217	2401
17:30	1145	1117	2262
17:45	1198	1026	2224
18:00	1088	1009	2097
Hour Totals	4615	4369	8984
18:15	938	966	1904
18:30	1000	995	1995
18:45	900	905	1805
19:00	795	772	1567
Hour Totals	3633	3638	7271

\*\*\*\*\*

Greiner, Inc.  
Traffic Counts  
Volume by Lane Report

Page 1

\*\*\*\*\*  
Data File : D1113002.PRN  
Station : 000000000015  
Identification : 000000000015  
\*\*\*\*\*

Lane 1 is Eastbound - Lane 2 is Westbound

Tue - Nov 13, 90

Lane	1	2	Total
-----	-----	-----	-----
19:15	689	694	1383
19:30	665	607	1272
19:45	561	591	1152
20:00	501	566	1067
=====	=====	=====	=====
Hour Totals	2416	2458	4874
20:15	461	506	967
20:30	406	466	872
20:45	400	484	884
21:00	476	475	951
=====	=====	=====	=====
Hour Totals	1743	1931	3674
21:15	450	501	951
21:30	457	518	975
21:45	367	454	821
22:00	398	414	812
=====	=====	=====	=====
Hour Totals	1672	1887	3559
22:15	338	484	822
22:30	321	515	836
22:45	340	356	696
23:00	278	328	606
=====	=====	=====	=====
Hour Totals	1277	1683	2960
23:15	294	376	670
23:30	197	416	613
23:45	197	241	438
24:00	185	201	386
=====	=====	=====	=====
Hour Totals	873	1234	2107
Grand Totals	63113	64527	127640
Percentages	49.4	50.6	

\*\*\*\*\*

Greiner, Inc.  
Traffic Counts  
Volume by Lane Report

Page 21

\*\*\*\*\*  
Data File : D1114009.PRN  
Station : 0000000000015 Count ratio : 2.00  
Identification : 0000000000015 Interval : 15 minutes  
Start date : Nov 14, 90 Start time : 00:00  
Stop date : Nov 14, 90 Stop time : 24:00  
City/Town : TAMPA County : HILLSBOROUGH  
Location : I-275 West of LOIS 1=EB 2=WB  
\*\*\*\*\*  
Lane 1 is Eastbound - Lane 2 is Westbound  
-----

Wed - Nov 14, 90

Lane	1	2	Total
00:15	176	261	437
00:30	170	186	356
00:45	127	134	261
01:00	107	126	233
=====	=====	=====	=====
Hour Totals	580	707	1287
01:15	106	114	220
01:30	89	110	199
01:45	97	84	181
02:00	74	92	166
=====	=====	=====	=====
Hour Totals	366	400	766
02:15	89	94	183
02:30	76	97	173
02:45	78	93	171
03:00	45	79	124
=====	=====	=====	=====
Hour Totals	288	363	651
03:15	76	85	161
03:30	92	84	176
03:45	107	91	198
04:00	101	84	185
=====	=====	=====	=====
Hour Totals	376	344	720
04:15	90	84	174
04:30	89	112	201
04:45	115	143	258
05:00	126	148	274
=====	=====	=====	=====
Hour Totals	420	487	907
05:15	202	159	361
05:30	221	213	434
05:45	325	342	667
06:00	415	393	808
=====	=====	=====	=====
Hour Totals	1163	1107	2270

\*\*\*\*\*

Greiner, Inc.  
Traffic Counts  
Volume by Lane Report

Page 20

\*\*\*\*\*  
Data File : D1114009.PRN  
Station : 000000000015  
Identification : 000000000015  
\*\*\*\*\*

Lane 1 is Eastbound - Lane 2 is Westbound

-----  
Wed - Nov 14, 90

Lane	1	2	Total
-----	-----	-----	-----
06:15	542	592	1134
06:30	772	824	1596
06:45	947	938	1885
07:00	1039	956	1995
=====	=====	=====	=====
Hour Totals	3300	3310	6610
07:15	1208	1082	2290
07:30	1363	1156	2519
07:45	1314	1211	2525
08:00	1159	1186	2345
=====	=====	=====	=====
Hour Totals	5044	4635	9679
08:15	1297	1181	2478
08:30	1222	1115	2337
08:45	1141	1056	2197
09:00	1131	1014	2145
=====	=====	=====	=====
Hour Totals	4791	4366	9157
09:15	980	956	1936
09:30	919	922	1841
09:45	1073	873	1946
10:00	880	884	1764
=====	=====	=====	=====
Hour Totals	3852	3635	7487
10:15	856	863	1719
10:30	942	852	1794
10:45	935	871	1806
11:00	828	932	1760
=====	=====	=====	=====
Hour Totals	3561	3518	7079
11:15	952	978	1930
11:30	914	1032	1946
11:45	1013	1020	2033
12:00	956	996	1952
=====	=====	=====	=====
Hour Totals	3835	4026	7861
12:15	905	981	1886
12:30	885	956	1841
12:45	936	943	1879

\*\*\*\*\*

Greiner, Inc.  
Traffic Counts  
Volume by Lane Report

Page 2

\*\*\*\*\*  
Data File : D1114009.PRN  
Station : 000000000015  
Identification : 000000000015  
\*\*\*\*\*

Lane 1 is Eastbound - Lane 2 is Westbound  
-----

Wed - Nov 14, 90

Lane	1	2	Total
-----	-----	-----	-----
13:00	917	946	1863
=====	=====	=====	=====
Hour Totals	3643	3826	7469
13:15	907	963	1870
13:30	897	1012	1909
13:45	934	1030	1964
14:00	824	989	1813
=====	=====	=====	=====
Hour Totals	3562	3994	7556
14:15	895	997	1892
14:30	877	1047	1924
14:45	999	1086	2085
15:00	951	1079	2030
=====	=====	=====	=====
Hour Totals	3722	4209	7931
15:15	956	1139	2095
15:30	1055	1189	2244
15:45	1140	1123	2263
16:00	1213	1215	2428
=====	=====	=====	=====
Hour Totals	4364	4666	9030
16:15	1206	1231	2437
16:30	1205	1211	2416
16:45	1335	1192	2527
17:00	1151	1163	2314
=====	=====	=====	=====
Hour Totals	4897	4797	9694
17:15	1278	1171	2449
17:30	1153	1183	2336
17:45	1160	1176	2336
18:00	1039	1094	2133
=====	=====	=====	=====
Hour Totals	4630	4624	9254
18:15	987	996	1983
18:30	946	963	1909
18:45	893	921	1814
19:00	814	893	1707
=====	=====	=====	=====
Hour Totals	3640	3773	7413

\*\*\*\*\*

6-19

Greiner, Inc.  
Traffic Counts  
Volume by Lane Report

Page 24

\*\*\*\*\*  
Data File : D1114009.PRN  
Station : 000000000015  
Identification : 000000000015  
\*\*\*\*\*

Lane 1 is Eastbound - Lane 2 is Westbound

-----  
Wed - Nov 14, 90

Lane	1	2	Total
-----	-----	-----	-----
19:15	727	832	1559
19:30	642	761	1403
19:45	565	722	1287
20:00	501	683	1184
=====	=====	=====	=====
Hour Totals	2435	2998	5433
20:15	434	642	1076
20:30	471	611	1082
20:45	479	586	1065
21:00	482	554	1036
=====	=====	=====	=====
Hour Totals	1866	2393	4259
21:15	490	533	1023
21:30	475	541	1016
21:45	387	511	898
22:00	397	515	912
=====	=====	=====	=====
Hour Totals	1749	2100	3849
22:15	385	493	878
22:30	345	511	856
22:45	323	486	809
23:00	290	521	811
=====	=====	=====	=====
Hour Totals	1343	2011	3354
23:15	328	469	797
23:30	256	441	697
23:45	241	342	583
24:00	214	306	520
=====	=====	=====	=====
Hour Totals	1039	1558	2597
=====	=====	=====	=====
Grand Totals	64466	67847	132313
Percentages	48.7	51.3	

\*\*\*\*\*



Greiner, Inc.  
Traffic Counts  
Volume by Lane Report

Page 4

\*\*\*\*\*

Data File : D1115015.PRN  
Station : 000000000015 Count ratio : 2.00  
Identification : 000000000015 Interval : 15 minutes  
Start date : Nov 15, 90 Start time : 00:00  
Stop date : Nov 15, 90 Stop time : 24:00  
City/Town : TAMPA LOIS County : HILLSBOROUGH  
Location : I-275 West of EXPRESS 1=EB 2=WB

\*\*\*\*\*

Lane 1 is Eastbound - Lane 2 is Westbound

-----  
Thu - Nov 15, 90

Lane	1	2	Total
-----	-----	-----	-----
00:15	233	241	474
00:30	167	211	378
00:45	163	173	336
01:00	121	135	256
=====	=====	=====	=====
Hour Totals	684	760	1444
01:15	145	126	271
01:30	91	108	199
01:45	112	94	206
02:00	97	91	188
=====	=====	=====	=====
Hour Totals	445	419	864
02:15	103	86	189
02:30	90	93	183
02:45	91	91	182
03:00	62	82	144
=====	=====	=====	=====
Hour Totals	346	352	698
03:15	90	87	177
03:30	76	93	169
03:45	104	91	195
04:00	75	89	164
=====	=====	=====	=====
Hour Totals	345	360	705
04:15	111	97	208
04:30	79	132	211
04:45	139	150	289
05:00	127	184	311
=====	=====	=====	=====
Hour Totals	456	563	1019
05:15	207	218	425
05:30	256	326	582
05:45	329	483	812
06:00	426	522	948
=====	=====	=====	=====
Hour Totals	1218	1549	2767

\*\*\*\*\*

6-21

Greiner, Inc.  
Traffic Counts  
Volume by Lane Report

Page 50

\*\*\*\*\*  
Data File : D1115015.PRN  
Station : 000000000015  
Identification : 000000000015  
\*\*\*\*\*

Lane 1 is Eastbound - Lane 2 is Westbound

-----  
Thu - Nov 15, 90

Lane	1	2	Total
-----	-----	-----	-----
06:15	538	611	1149
06:30	745	783	1528
06:45	961	893	1854
07:00	1013	963	1976
=====	=====	=====	=====
Hour Totals	3257	3250	6507
07:15	1173	1076	2249
07:30	1314	1146	2460
07:45	1148	1213	2361
08:00	1173	1184	2357
=====	=====	=====	=====
Hour Totals	4808	4619	9427
08:15	1262	1168	2430
08:30	1078	1129	2207
08:45	1154	1113	2267
09:00	1169	1050	2219
=====	=====	=====	=====
Hour Totals	4663	4460	9123
09:15	1057	1148	2205
09:30	1010	1034	2044
09:45	934	1010	1944
10:00	886	961	1847
=====	=====	=====	=====
Hour Totals	3887	4153	8040
10:15	884	956	1840
10:30	984	925	1909
10:45	943	948	1891
11:00	864	902	1766
=====	=====	=====	=====
Hour Totals	3675	3731	7406
11:15	795	1007	1802
11:30	943	1018	1961
11:45	979	1019	1998
12:00	966	999	1965
=====	=====	=====	=====
Hour Totals	3683	4043	7726
12:15	911	973	1884
12:30	921	957	1878
12:45	852	1005	1857

\*\*\*\*\*

Greiner, Inc.  
Traffic Counts  
Volume by Lane Report

Page 5

\*\*\*\*\*  
Data File : D1115015.PRN  
Station : 000000000015  
Identification : 000000000015  
\*\*\*\*\*

Lane 1 is Eastbound - Lane 2 is Westbound

-----  
Thu - Nov 15, 90  
-----

Lane	1	2	Total
-----	-----	-----	-----
13:00	917	929	1846
=====	=====	=====	=====
Hour Totals	3601	3864	7465
13:15	920	998	1918
13:30	951	994	1945
13:45	945	1047	1992
14:00	941	1023	1964
=====	=====	=====	=====
Hour Totals	3757	4062	7819
14:15	909	1082	1991
14:30	881	1011	1892
14:45	886	1031	1917
15:00	861	1045	1906
=====	=====	=====	=====
Hour Totals	3537	4169	7706
15:15	973	1038	2011
15:30	1182	1195	2377
15:45	1313	1269	2582
16:00	1151	1234	2385
=====	=====	=====	=====
Hour Totals	4619	4736	9355
16:15	1322	1339	2661
16:30	1156	1222	2378
16:45	1111	1295	2406
17:00	956	1182	2138
=====	=====	=====	=====
Hour Totals	4545	5038	9583
17:15	1319	1264	2583
17:30	1174	1196	2370
17:45	1204	1148	2352
18:00	1045	997	2042
=====	=====	=====	=====
Hour Totals	4742	4605	9347
18:15	921	971	1892
18:30	1072	979	2051
18:45	988	921	1909
19:00	813	735	1548
=====	=====	=====	=====
Hour Totals	3794	3606	7400

\*\*\*\*\*

Greiner, Inc.  
Traffic Counts  
Volume by Lane Report

Page 50

\*\*\*\*\*  
Data File : D1115015.PRN  
Station : 000000000015  
Identification : 000000000015  
\*\*\*\*\*

Lane 1 is Eastbound - Lane 2 is Westbound

-----  
Thu - Nov 15, 90

Lane	1	2	Total
-----	-----	-----	-----
19:15	763	774	1537
19:30	682	699	1381
19:45	567	611	1178
20:00	541	573	1114
=====	=====	=====	=====
Hour Totals	2553	2657	5210
20:15	508	558	1066
20:30	529	536	1065
20:45	473	547	1020
21:00	512	581	1093
=====	=====	=====	=====
Hour Totals	2022	2222	4244
21:15	488	627	1115
21:30	543	577	1120
21:45	545	523	1068
22:00	416	482	898
=====	=====	=====	=====
Hour Totals	1992	2209	4201
22:15	407	509	916
22:30	379	426	805
22:45	324	393	717
23:00	324	360	684
=====	=====	=====	=====
Hour Totals	1434	1688	3122
23:15	343	430	773
23:30	280	318	598
23:45	250	310	560
24:00	183	263	446
=====	=====	=====	=====
Hour Totals	1056	1321	2377
=====	=====	=====	=====
Grand Totals	65119	68436	133555
Percentages	48.8	51.2	

\*\*\*\*\*

Greiner, Inc.  
Traffic Counts  
Volume by Lane Report

Page

\*\*\*\*\*  
Data File : D1116002.PRN  
Station : 000000000015 Count ratio : 2.00  
Identification : 000000000015 Interval : 15 minutes  
Start date : Nov 16, 90 Start time : 00:00  
Stop date : Nov 16, 90 Stop time : 24:00  
City/Town : TAMPA *LOIS* County : HILLSBOROUGH  
Location : I-275 West of ~~EXPRESS~~ 1=EB 2=WB  
\*\*\*\*\*  
Lane 1 is Eastbound - Lane 2 is Westbound  
-----

Fri - Nov 16, 90

Lane	1	2	Total
00:15	222	199	421
00:30	168	152	320
00:45	141	143	284
01:00	136	131	267
=====	=====	=====	=====
Hour Totals	667	625	1292
01:15	133	145	278
01:30	119	127	246
01:45	90	102	192
02:00	70	95	165
=====	=====	=====	=====
Hour Totals	412	469	881
02:15	107	107	214
02:30	83	99	182
02:45	101	101	202
03:00	78	111	189
=====	=====	=====	=====
Hour Totals	369	418	787
03:15	94	91	185
03:30	95	100	195
03:45	105	82	187
04:00	114	82	196
=====	=====	=====	=====
Hour Totals	408	355	763
04:15	132	110	242
04:30	122	101	223
04:45	110	149	259
05:00	112	155	267
=====	=====	=====	=====
Hour Totals	476	515	991
05:15	220	197	417
05:30	235	239	474
05:45	336	343	679
06:00	403	406	809
=====	=====	=====	=====
Hour Totals	1194	1185	2379

\*\*\*\*\*

Greiner, Inc.  
Traffic Counts  
Volume by Lane Report

Page 1

\*\*\*\*\*  
Data File : D1116002.PRN  
Station : 000000000015  
Identification : 000000000015  
\*\*\*\*\*

Lane 1 is Eastbound - Lane 2 is Westbound

Fri - Nov 16, 90

Lane	1	2	Total
06:15	557	615	1172
06:30	738	820	1558
06:45	922	901	1823
07:00	1007	990	1997
====	====	====	====
Hour Totals	3224	3326	6550
07:15	1132	1146	2278
07:30	1294	1209	2503
07:45	1307	1302	2609
08:00	1234	1123	2357
====	====	====	====
Hour Totals	4967	4780	9747
08:15	1163	1182	2345
08:30	1137	1108	2245
08:45	1151	1062	2213
09:00	1146	912	2058
====	====	====	====
Hour Totals	4597	4264	8861
09:15	993	807	1800
09:30	956	842	1798
09:45	886	878	1764
10:00	852	880	1732
====	====	====	====
Hour Totals	3687	3407	7094
10:15	841	858	1699
10:30	933	864	1797
10:45	941	934	1875
11:00	927	964	1891
====	====	====	====
Hour Totals	3642	3620	7262
11:15	956	982	1938
11:30	938	1057	1995
11:45	1011	1021	2032
12:00	1001	986	1987
====	====	====	====
Hour Totals	3906	4046	7952
12:15	931	1018	1949
12:30	952	1015	1967
12:45	986	934	1920

\*\*\*\*\*

Greiner, Inc.  
Traffic Counts  
Volume by Lane Report

Page

\*\*\*\*\*  
Data File : D1116002.PRN  
Station : 000000000015  
Identification : 000000000015  
\*\*\*\*\*

Lane 1 is Eastbound - Lane 2 is Westbound

Fri - Nov 16, 90

Lane	1	2	Total
13:00	961	947	1908
=====	=====	=====	=====
Hour Totals	3830	3914	7744
13:15	922	905	1827
13:30	908	1026	1934
13:45	923	1033	1956
14:00	893	968	1861
=====	=====	=====	=====
Hour Totals	3646	3932	7578
14:15	886	1015	1901
14:30	881	1082	1963
14:45	922	1104	2026
15:00	963	1097	2060
=====	=====	=====	=====
Hour Totals	3652	4298	7950
15:15	994	1159	2153
15:30	1031	1092	2123
15:45	1082	1217	2299
16:00	1156	1188	2344
=====	=====	=====	=====
Hour Totals	4263	4656	8919
16:15	1193	1266	2459
16:30	1208	1193	2401
16:45	1222	1193	2415
17:00	1163	1142	2305
=====	=====	=====	=====
Hour Totals	4786	4794	9580
17:15	1231	1218	2449
17:30	1207	1184	2391
17:45	1183	1175	2358
18:00	1122	1036	2158
=====	=====	=====	=====
Hour Totals	4743	4613	9356
18:15	1057	974	2031
18:30	1022	959	1981
18:45	986	915	1901
19:00	922	883	1805
=====	=====	=====	=====
Hour Totals	3987	3731	7718

\*\*\*\*\*

Greiner, Inc.  
Traffic Counts  
Volume by Lane Report

Page

```
*****
Data File      : D1116002.PRN
Station       : 000000000015
Identification : 000000000015
*****
Lane 1 is Eastbound - Lane 2 is Westbound
-----
Fri - Nov 16, 90
Lane          1          2          Total
-----
19:15         842         828         1670
19:30         801         774         1575
19:45         732         672         1404
20:00         686         612         1298
=====
Hour Totals   3061         2886         5947

20:15         651         602         1253
20:30         606         579         1185
20:45         532         547         1079
21:00         511         528         1039
=====
Hour Totals   2300         2256         4556

21:15         493         532         1025
21:30         486         555         1041
21:45         429         501         930
22:00         394         526         920
=====
Hour Totals   1802         2114         3916

22:15         386         492         878
22:30         363         548         911
22:45         328         601         929
23:00         286         537         823
=====
Hour Totals   1363         2178         3541

23:15         263         435         698
23:30         251         485         736
23:45         245         493         738
24:00         232         353         585
=====
Hour Totals   991         1766         2757

=====
Grand Totals  65973        68148        134121
Percentages   49.2         50.8
*****
```



Greiner, Inc.  
Traffic Counts  
Volume by Lane Report

Page 37

\*\*\*\*\*  
Data File : D1110010.PRN  
Station : 0000000000017  
Identification : 0000000000017 Interval : 15 minutes  
Start date : Nov 10, 90 Start time : 00:00  
Stop date : Nov 10, 90 Stop time : 24:00  
City/Town : TAMPA County : HILLSBOROUGH  
Location : LOIS @ I-275 1=EB OFF RAMP 2=FRONTAGE  
\*\*\*\*\*

Lanes 1-2 are Eastbound  
-----

Sat - Nov 10, 90

Lane	1	2	Total
00:15	10	3	13
00:30	13	2	15
00:45	7	1	8
01:00	5	0	5
=====	=====	=====	=====
Hour Totals	35	6	41
01:15	12	1	13
01:30	5	2	7
01:45	8	1	9
02:00	1	0	1
=====	=====	=====	=====
Hour Totals	26	4	30
02:15	8	0	8
02:30	4	0	4
02:45	4	0	4
03:00	3	0	3
=====	=====	=====	=====
Hour Totals	19	0	19
03:15	0	0	0
03:30	0	0	0
03:45	3	0	3
04:00	4	1	5
=====	=====	=====	=====
Hour Totals	7	1	8
04:15	0	0	0
04:30	1	1	2
04:45	1	0	1
05:00	0	0	0
=====	=====	=====	=====
Hour Totals	2	1	3
05:15	1	0	1
05:30	2	1	3
05:45	3	0	3
06:00	3	0	3
=====	=====	=====	=====
Hour Totals	9	1	10

\*\*\*\*\*

6-29

Greiner, Inc.  
Traffic Counts  
Volume by Lane Report

Page 30

\*\*\*\*\*  
Data File : D1110010.PRN  
Station : 000000000017  
Identification : 000000000017  
\*\*\*\*\*  
Lanes 1-2 are Eastbound

Sat - Nov 10, 90

Lane	1	2	Total
06:15	3	3	6
06:30	7	3	10
06:45	10	0	10
07:00	5	1	6
===== Hour Totals	25	7	32
07:15	11	1	12
07:30	18	4	22
07:45	12	2	14
08:00	24	2	26
===== Hour Totals	65	9	74
08:15	16	1	17
08:30	12	2	14
08:45	16	3	19
09:00	25	5	30
===== Hour Totals	69	11	80
09:15	21	2	23
09:30	25	1	26
09:45	22	8	30
10:00	30	1	31
===== Hour Totals	98	12	110
10:15	23	4	27
10:30	22	3	25
10:45	29	4	33
11:00	30	3	33
===== Hour Totals	104	14	118
11:15	28	4	32
11:30	31	8	39
11:45	35	4	39
12:00	22	4	26
===== Hour Totals	116	20	136
12:15	34	8	42
12:30	24	3	27
12:45	23	5	28

\*\*\*\*\*

6-30

Greiner, Inc.  
Traffic Counts  
Volume by Lane Report

Page 39

\*\*\*\*\*

Data File : D1110010.PRN

Station : 000000000017

Identification : 000000000017

\*\*\*\*\*

Lanes 1-2 are Eastbound

Sat - Nov 10, 90

Lane	1	2	Total
-----	-----	-----	-----
13:00	34	4	38
=====	=====	=====	=====
Hour Totals	115	20	135
13:15	38	4	42
13:30	27	3	30
13:45	33	2	35
14:00	31	4	35
=====	=====	=====	=====
Hour Totals	129	13	142
14:15	32	8	40
14:30	26	0	26
14:45	23	4	27
15:00	29	4	33
=====	=====	=====	=====
Hour Totals	110	16	126
15:15	40	0	40
15:30	27	2	29
15:45	31	1	32
16:00	32	0	32
=====	=====	=====	=====
Hour Totals	130	3	133
16:15	31	4	35
16:30	21	2	23
16:45	31	6	37
17:00	33	4	37
=====	=====	=====	=====
Hour Totals	116	16	132
17:15	26	2	28
17:30	23	1	24
17:45	29	4	33
18:00	23	1	24
=====	=====	=====	=====
Hour Totals	101	8	109
18:15	28	2	30
18:30	29	3	32
18:45	25	7	32
19:00	30	3	33
=====	=====	=====	=====
Hour Totals	112	15	127

\*\*\*\*\*

6-31

Greiner, Inc.  
Traffic Counts  
Volume by Lane Report

Page 40

\*\*\*\*\*  
Data File : D1110010.PRN  
Station : 000000000017  
Identification : 000000000017  
\*\*\*\*\*

Lanes 1-2 are Eastbound

Sat - Nov 10, 90

Lane	1	2	Total
-----	-----	-----	-----
19:15	27	4	31
19:30	18	3	21
19:45	30	11	41
20:00	21	5	26
=====	=====	=====	=====
Hour Totals	96	23	119
20:15	19	1	20
20:30	19	4	23
20:45	18	2	20
21:00	21	2	23
=====	=====	=====	=====
Hour Totals	77	9	86
21:15	17	2	19
21:30	10	1	11
21:45	19	3	22
22:00	7	4	11
=====	=====	=====	=====
Hour Totals	53	10	63
22:15	13	1	14
22:30	17	1	18
22:45	19	1	20
23:00	20	1	21
=====	=====	=====	=====
Hour Totals	69	4	73
23:15	15	0	15
23:30	18	0	18
23:45	15	2	17
24:00	14	1	15
=====	=====	=====	=====
Hour Totals	62	3	65
Grand Totals	1745	226	1971
Percentages	88.5	11.5	

\*\*\*\*\*

Greiner, Inc.  
Traffic Counts  
Volume by Lane Report

Page 29

```
*****
Data File       : D1111009.PRN
Station        : 0000000000017
Identification  : 0000000000017
Interval       : 15 minutes
Start date     : Nov 11, 90
Start time     : 00:00
Stop date      : Nov 11, 90
Stop time      : 24:00
City/Town      : TAMPA
County         : HILLSBOROUGH
Location       : LOIS @ I-275 1=EB OFF RAMP 2=FRONTAGE
*****
```

Lanes 1-2 are Eastbound

Sun - Nov 11, 90

Lane	1	2	Total
00:15	11	0	11
00:30	7	2	9
00:45	10	0	10
01:00	5	0	5
====	====	====	====
Hour Totals	33	2	35
01:15	7	1	8
01:30	4	0	4
01:45	2	0	2
02:00	4	0	4
====	====	====	====
Hour Totals	17	1	18
02:15	14	0	14
02:30	5	1	6
02:45	3	2	5
03:00	4	1	5
====	====	====	====
Hour Totals	26	4	30
03:15	5	0	5
03:30	0	0	0
03:45	1	0	1
04:00	2	0	2
====	====	====	====
Hour Totals	8	0	8
04:15	2	0	2
04:30	0	0	0
04:45	2	0	2
05:00	1	0	1
====	====	====	====
Hour Totals	5	0	5
05:15	1	0	1
05:30	0	0	0
05:45	1	0	1
06:00	1	0	1
====	====	====	====
Hour Totals	3	0	3

\*\*\*\*\*

Greiner, Inc.  
Traffic Counts  
Volume by Lane Report

Page 30

```
*****
Data File       : D1111009.PRN
Station        : 000000000017
Identification  : 000000000017
*****
Lanes 1-2 are Eastbound
```

Sun - Nov 11, 90

Lane	1	2	Total
06:15	3	2	5
06:30	5	1	6
06:45	8	0	8
07:00	8	1	9
===== Hour Totals	24	4	28
07:15	12	1	13
07:30	3	0	3
07:45	9	1	10
08:00	3	1	4
===== Hour Totals	27	3	30
08:15	5	0	5
08:30	9	0	9
08:45	2	1	3
09:00	16	1	17
===== Hour Totals	32	2	34
09:15	14	0	14
09:30	8	8	16
09:45	12	1	13
10:00	11	2	13
===== Hour Totals	45	11	56
10:15	12	0	12
10:30	22	1	23
10:45	26	5	31
11:00	29	3	32
===== Hour Totals	89	9	98
11:15	22	2	24
11:30	15	1	16
11:45	18	5	23
12:00	29	4	33
===== Hour Totals	84	12	96
12:15	31	1	32
12:30	24	2	26
12:45	18	5	23

\*\*\*\*\*

Greiner, Inc.  
Traffic Counts  
Volume by Lane Report

Page 31

```
*****
Data File       : D1111009.PRN
Station        : 0000000000017
Identification  : 0000000000017
*****
```

Lanes 1-2 are Eastbound

Sun - Nov 11, 90

Lane	1	2	Total
13:00	30	1	31
Hour Totals	103	9	112
13:15	22	6	28
13:30	20	4	24
13:45	18	1	19
14:00	33	4	37
Hour Totals	93	15	108
14:15	15	0	15
14:30	37	2	39
14:45	19	1	20
15:00	19	5	24
Hour Totals	90	8	98
15:15	24	1	25
15:30	24	3	27
15:45	27	1	28
16:00	25	0	25
Hour Totals	100	5	105
16:15	18	1	19
16:30	14	2	16
16:45	25	4	29
17:00	31	4	35
Hour Totals	88	11	99
17:15	39	3	42
17:30	24	5	29
17:45	21	5	26
18:00	21	3	24
Hour Totals	105	16	121
18:15	22	1	23
18:30	20	3	23
18:45	18	2	20
19:00	12	1	13
Hour Totals	72	7	79

\*\*\*\*\*

Greiner, Inc.  
Traffic Counts  
Volume by Lane Report

Page 32

```
*****
Data File       : D1111009.PRN
Station        : 000000000017
Identification  : 000000000017
*****
Lanes 1-2 are Eastbound
-----
Sun - Nov 11, 90
Lane           1           2           Total
-----
19:15         18          1          19
19:30         17          1          18
19:45         19          1          20
20:00         12          1          13
=====
Hour Totals   66          4          70

20:15         12          2          14
20:30          7          1           8
20:45         15          0          15
21:00         13          7          20
=====
Hour Totals   47         10          57

21:15          9          0           9
21:30         10          0          10
21:45          9          3          12
22:00         14          1          15
=====
Hour Totals   42          4          46

22:15         11          2          13
22:30         12          1          13
22:45          9          1          10
23:00          8          0           8
=====
Hour Totals   40          4          44

23:15          9          1          10
23:30         13          2          15
23:45          3          1           4
24:00          6          2           8
=====
Hour Totals   31          6          37

=====
Grand Totals  1270        147        1417
Percentages   89.6        10.4
*****
```



Greiner, Inc.  
Traffic Counts  
Volume by Lane Report

Page 1

```
*****
Data File       : D1112014.PRN
Station        : 0000000000017
Identification  : 0000000000017
Interval       : 15 minutes
Start date     : Nov 12, 90
Start time    : 00:00
Stop date      : Nov 12, 90
Stop time     : 24:00
City/Town      : TAMPA
County         : HILLSBOROUGH
Location       : LOIS @ I-275 1=EB OFF RAMP 2=FRONTAGE
*****
```

Lanes 1-2 are Eastbound

Mon - Nov 12, 90

Lane	1	2	Total
00:15	7	4	11
00:30	8	1	9
00:45	7	1	8
01:00	1	0	1
====	====	====	====
Hour Totals	23	6	29
01:15	3	0	3
01:30	1	0	1
01:45	0	1	1
02:00	4	0	4
====	====	====	====
Hour Totals	8	1	9
02:15	1	0	1
02:30	0	0	0
02:45	2	0	2
03:00	2	0	2
====	====	====	====
Hour Totals	5	0	5
03:15	0	0	0
03:30	0	0	0
03:45	0	0	0
04:00	0	0	0
====	====	====	====
Hour Totals	0	0	0
04:15	0	0	0
04:30	1	0	1
04:45	3	2	5
05:00	0	0	0
====	====	====	====
Hour Totals	4	2	6
05:15	2	1	3
05:30	1	1	2
05:45	3	0	3
06:00	6	2	8
====	====	====	====
Hour Totals	12	4	16

\*\*\*\*\*

Greiner, Inc.  
Traffic Counts  
Volume by Lane Report

Page 1

\*\*\*\*\*  
Data File : D1112014.PRN  
Station : 000000000017  
Identification : 000000000017  
\*\*\*\*\*  
Lanes 1-2 are Eastbound

Mon - Nov 12, 90

Lane	1	2	Total
06:15	7	0	7
06:30	10	3	13
06:45	16	1	17
07:00	21	4	25
Hour Totals	54	8	62
07:15	30	2	32
07:30	39	1	40
07:45	48	5	53
08:00	41	5	46
Hour Totals	158	13	171
08:15	40	8	48
08:30	37	3	40
08:45	48	2	50
09:00	33	4	37
Hour Totals	158	17	175
09:15	31	2	33
09:30	29	4	33
09:45	23	0	23
10:00	33	5	38
Hour Totals	116	11	127
10:15	33	0	33
10:30	36	4	40
10:45	28	2	30
11:00	27	4	31
Hour Totals	124	10	134
11:15	37	6	43
11:30	24	3	27
11:45	40	4	44
12:00	48	12	60
Hour Totals	149	25	174
12:15	50	6	56
12:30	42	11	53
12:45	36	7	43

\*\*\*\*\*

Greiner, Inc.  
Traffic Counts  
Volume by Lane Report

Page

\*\*\*\*\*  
Data File : D1112014.PRN  
Station : 000000000017  
Identification : 000000000017  
\*\*\*\*\*

Lanes 1-2 are Eastbound

Mon - Nov 12, 90

Lane	1	2	Total
13:00	35	6	41
Hour Totals	163	30	193
13:15	39	8	47
13:30	25	5	30
13:45	31	4	35
14:00	34	12	46
Hour Totals	129	29	158
14:15	37	8	45
14:30	26	5	31
14:45	20	4	24
15:00	21	4	25
Hour Totals	104	21	125
15:15	25	1	26
15:30	36	4	40
15:45	33	8	41
16:00	38	3	41
Hour Totals	132	16	148
16:15	26	7	33
16:30	36	4	40
16:45	37	4	41
17:00	38	8	46
Hour Totals	137	23	160
17:15	82	3	85
17:30	48	7	55
17:45	55	8	63
18:00	40	4	44
Hour Totals	225	22	247
18:15	27	3	30
18:30	30	0	30
18:45	31	5	36
19:00	20	2	22
Hour Totals	108	10	118

\*\*\*\*\*

Greiner, Inc.  
Traffic Counts  
Volume by Lane Report

Page 1

\*\*\*\*\*  
Data File : D1112014.PRN  
Station : 000000000017  
Identification : 000000000017  
\*\*\*\*\*  
Lanes 1-2 are Eastbound

Mon - Nov 12, 90

Lane	1	2	Total
19:15	24	3	27
19:30	18	1	19
19:45	23	2	25
20:00	13	1	14
===== Hour Totals	78	7	85
20:15	7	2	9
20:30	12	0	12
20:45	11	0	11
21:00	13	0	13
===== Hour Totals	43	2	45
21:15	22	1	23
21:30	16	1	17
21:45	8	0	8
22:00	13	0	13
===== Hour Totals	59	2	61
22:15	7	1	8
22:30	5	0	5
22:45	8	0	8
23:00	8	2	10
===== Hour Totals	28	3	31
23:15	5	3	8
23:30	12	1	13
23:45	13	0	13
24:00	8	1	9
===== Hour Totals	38	5	43
===== Grand Totals	2055	267	2322
Percentages	88.5	11.5	

\*\*\*\*\*

Greiner, Inc.  
Traffic Counts  
Volume by Lane Report

Page

\*\*\*\*\*

Data File : D1113008.PRN  
Station : 000000000017  
Identification : 000000000017 Interval : 15 minutes  
Start date : Nov 13, 90 Start time : 00:00  
Stop date : Nov 13, 90 Stop time : 24:00  
City/Town : TAMPA County : HILLSBOROUGH  
Location : LOIS @ I-275 1=EB OFF RAMP 2=FRONTAGE

\*\*\*\*\*

Lanes 1-2 are Eastbound

Tue - Nov 13, 90

Lane	1	2	Total
00:15	11	0	11
00:30	6	0	6
00:45	2	0	2
01:00	3	0	3
Hour Totals	22	0	22
01:15	1	0	1
01:30	3	1	4
01:45	3	0	3
02:00	1	0	1
Hour Totals	8	1	9
02:15	2	0	2
02:30	1	1	2
02:45	2	0	2
03:00	0	1	1
Hour Totals	5	2	7
03:15	0	0	0
03:30	0	0	0
03:45	3	0	3
04:00	2	0	2
Hour Totals	5	0	5
04:15	1	0	1
04:30	4	0	4
04:45	1	0	1
05:00	3	0	3
Hour Totals	9	0	9
05:15	3	0	3
05:30	5	1	6
05:45	4	1	5
06:00	6	2	8
Hour Totals	18	4	22

\*\*\*\*\*

Greiner, Inc.  
Traffic Counts  
Volume by Lane Report

Page 1

\*\*\*\*\*  
Data File : D1113008.PRN  
Station : 000000000017  
Identification : 000000000017  
\*\*\*\*\*  
Lanes 1-2 are Eastbound

Tue - Nov 13, 90

Lane	1	2	Total
06:15	8	1	9
06:30	20	6	26
06:45	14	0	14
07:00	34	7	41
===== Hour Totals	76	14	90
07:15	23	2	25
07:30	46	4	50
07:45	60	7	67
08:00	64	9	73
===== Hour Totals	193	22	215
08:15	61	10	71
08:30	40	4	44
08:45	66	3	69
09:00	49	4	53
===== Hour Totals	216	21	237
09:15	48	4	52
09:30	33	4	37
09:45	43	4	47
10:00	40	2	42
===== Hour Totals	164	14	178
10:15	31	0	31
10:30	48	7	55
10:45	32	2	34
11:00	40	6	46
===== Hour Totals	151	15	166
11:15	41	7	48
11:30	49	2	51
11:45	43	4	47
12:00	55	5	60
===== Hour Totals	188	18	206
12:15	47	6	53
12:30	55	9	64
12:45	52	6	58

\*\*\*\*\*

Greiner, Inc.  
Traffic Counts  
Volume by Lane Report

Page

\*\*\*\*\*  
Data File : D1113008.PRN  
Station : 000000000017  
Identification : 000000000017  
\*\*\*\*\*

Lanes 1-2 are Eastbound

Tue - Nov 13, 90

Lane	1	2	Total
-----	-----	-----	-----
13:00	47	10	57
=====	=====	=====	=====
Hour Totals	201	31	232
13:15	46	9	55
13:30	39	8	47
13:45	36	8	44
14:00	30	7	37
=====	=====	=====	=====
Hour Totals	151	32	183
14:15	37	6	43
14:30	37	3	40
14:45	42	7	49
15:00	35	4	39
=====	=====	=====	=====
Hour Totals	151	20	171
15:15	30	5	35
15:30	27	2	29
15:45	53	5	58
16:00	55	9	64
=====	=====	=====	=====
Hour Totals	165	21	186
16:15	50	5	55
16:30	56	3	59
16:45	46	4	50
17:00	46	10	56
=====	=====	=====	=====
Hour Totals	198	22	220
17:15	34	5	39
17:30	55	7	62
17:45	61	6	67
18:00	38	7	45
=====	=====	=====	=====
Hour Totals	188	25	213
18:15	36	8	44
18:30	36	2	38
18:45	31	2	33
19:00	30	4	34
=====	=====	=====	=====
Hour Totals	133	16	149

\*\*\*\*\*

Greiner, Inc.  
Traffic Counts  
Volume by Lane Report

Page

```
*****
Data File       : D1113008.PRN
Station        : 0000000000017
Identification  : 0000000000017
*****
Lanes 1-2 are Eastbound
-----
Tue - Nov 13, 90
Lane           1           2           Total
-----
19:15          20          6           26
19:30          22          3           25
19:45          22          3           25
20:00          15          1           16
=====
Hour Totals    79         13          92

20:15          15          2           17
20:30          19          3           22
20:45           9          3           12
21:00          16          4           20
=====
Hour Totals    59         12          71

21:15          12          2           14
21:30          14          0           14
21:45          18          0           18
22:00          18          1           19
=====
Hour Totals    62          3           65

22:15          15          0           15
22:30           6          2           8
22:45          11          2           13
23:00          10          0           10
=====
Hour Totals    42          4           46

23:15          12          0           12
23:30           3          0           3
23:45           9          1           10
24:00           7          1           8
=====
Hour Totals    31          2           33

=====
Grand Totals   2515       312       2827
Percentages    89.0       11.0
*****
```



Greiner, Inc.  
Traffic Counts  
Volume by Lane Report

Page 1

\*\*\*\*\*  
Data File : D1114007.PRN  
Station : 000000000017  
Identification : 000000000017 Interval : 15 minutes  
Start date : Nov 14, 90 Start time : 00:00  
Stop date : Nov 14, 90 Stop time : 24:00  
City/Town : TAMPA County : HILLSBOROUGH  
Location : EB OFF RAMP @ LOIS 1=RAMP 2=FRONTAGE  
\*\*\*\*\*  
Lanes 1-2 are Eastbound  
-----

Wed - Nov 14, 90

Lane	1	2	Total
00:15	4	0	4
00:30	4	2	6
00:45	9	0	9
01:00	1	0	1
=====	=====	=====	=====
Hour Totals	18	2	20
01:15	3	0	3
01:30	3	1	4
01:45	4	0	4
02:00	2	0	2
=====	=====	=====	=====
Hour Totals	12	1	13
02:15	3	0	3
02:30	4	0	4
02:45	2	0	2
03:00	1	0	1
=====	=====	=====	=====
Hour Totals	10	0	10
03:15	1	0	1
03:30	0	0	0
03:45	2	0	2
04:00	1	0	1
=====	=====	=====	=====
Hour Totals	4	0	4
04:15	0	0	0
04:30	1	0	1
04:45	0	0	0
05:00	2	1	3
=====	=====	=====	=====
Hour Totals	3	1	4
05:15	3	1	4
05:30	0	1	1
05:45	4	1	5
06:00	13	2	15
=====	=====	=====	=====
Hour Totals	20	5	25

\*\*\*\*\*

6-45

Greiner, Inc.  
Traffic Counts  
Volume by Lane Report

Page 2

\*\*\*\*\*  
Data File : D1114007.PRN  
Station : 000000000017  
Identification : 000000000017  
\*\*\*\*\*

Lanes 1-2 are Eastbound

Wed - Nov 14, 90

Lane	1	2	Total
06:15	11	2	13
06:30	14	1	15
06:45	10	1	11
07:00	18	4	22
===== Hour Totals	53	8	61
07:15	22	5	27
07:30	29	5	34
07:45	35	6	41
08:00	39	11	50
===== Hour Totals	125	27	152
08:15	40	7	47
08:30	25	9	34
08:45	33	1	34
09:00	34	4	38
===== Hour Totals	132	21	153
09:15	33	5	38
09:30	23	1	24
09:45	47	3	50
10:00	43	1	44
===== Hour Totals	146	10	156
10:15	38	3	41
10:30	37	4	41
10:45	32	4	36
11:00	56	5	61
===== Hour Totals	163	16	179
11:15	47	3	50
11:30	36	6	42
11:45	47	9	56
12:00	54	5	59
===== Hour Totals	184	23	207
12:15	46	6	52
12:30	25	12	37
12:45	43	10	53

\*\*\*\*\*

6-46

Greiner, Inc.  
Traffic Counts  
Volume by Lane Report

Page 3

\*\*\*\*\*  
Data File : D1114007.PRN  
Station : 000000000017  
Identification : 000000000017  
\*\*\*\*\*

Lanes 1-2 are Eastbound  
-----

Wed - Nov 14, 90

Lane	1	2	Total
-----	-----	-----	-----
13:00	44	10	54
=====	=====	=====	=====
Hour Totals	158	38	196
13:15	41	5	46
13:30	29	12	41
13:45	37	2	39
14:00	30	13	43
=====	=====	=====	=====
Hour Totals	137	32	169
14:15	36	8	44
14:30	39	3	42
14:45	32	1	33
15:00	32	4	36
=====	=====	=====	=====
Hour Totals	139	16	155
15:15	43	7	50
15:30	32	4	36
15:45	36	3	39
16:00	33	2	35
=====	=====	=====	=====
Hour Totals	144	16	160
16:15	40	5	45
16:30	30	4	34
16:45	45	10	55
17:00	29	7	36
=====	=====	=====	=====
Hour Totals	144	26	170
17:15	29	4	33
17:30	28	8	36
17:45	38	10	48
18:00	22	6	28
=====	=====	=====	=====
Hour Totals	117	28	145
18:15	24	5	29
18:30	37	2	39
18:45	39	8	47
19:00	30	3	33
=====	=====	=====	=====
Hour Totals	130	18	148

\*\*\*\*\*

6-47

Greiner, Inc.  
Traffic Counts  
Volume by Lane Report

Page 4

\*\*\*\*\*  
Data File : D1114007.PRN  
Station : 000000000017  
Identification : 000000000017  
\*\*\*\*\*

Lanes 1-2 are Eastbound

-----  
Wed - Nov 14, 90

Lane	1	2	Total
-----	-----	-----	-----
19:15	23	1	24
19:30	17	7	24
19:45	17	4	21
20:00	8	6	14
=====	=====	=====	=====
Hour Totals	65	18	83
20:15	18	0	18
20:30	16	0	16
20:45	15	1	16
21:00	14	1	15
=====	=====	=====	=====
Hour Totals	63	2	65
21:15	11	3	14
21:30	11	0	11
21:45	8	2	10
22:00	9	0	9
=====	=====	=====	=====
Hour Totals	39	5	44
22:15	10	0	10
22:30	11	2	13
22:45	9	0	9
23:00	8	2	10
=====	=====	=====	=====
Hour Totals	38	4	42
23:15	8	1	9
23:30	10	0	10
23:45	7	2	9
24:00	13	1	14
=====	=====	=====	=====
Hour Totals	38	4	42
Grand Totals	2082	321	2403
Percentages	86.6	13.4	

\*\*\*\*\*

Greiner, Inc.  
Traffic Counts  
Volume by Lane Report

Page

\*\*\*\*\*  
Data File : D1115007.PRN  
Station : 000000000017  
Identification : 000000000017 Interval : 15 minutes  
Start date : Nov 15, 90 Start time : 00:00  
Stop date : Nov 15, 90 Stop time : 24:00  
City/Town : TAMPA County : HILLSBOROUGH  
Location : LOIS @ I-275 1=EB OFF RAMP 2=FRONTAGE  
\*\*\*\*\*  
Lanes 1-2 are Eastbound

-----  
Thu - Nov 15, 90

Lane	1	2	Total
00:15	4	0	4
00:30	6	1	7
00:45	4	1	5
01:00	4	0	4
=====	=====	=====	=====
Hour Totals	18	2	20
01:15	3	1	4
01:30	6	0	6
01:45	7	1	8
02:00	3	0	3
=====	=====	=====	=====
Hour Totals	19	2	21
02:15	2	0	2
02:30	1	0	1
02:45	0	0	0
03:00	0	0	0
=====	=====	=====	=====
Hour Totals	3	0	3
03:15	1	0	1
03:30	0	0	0
03:45	2	0	2
04:00	1	0	1
=====	=====	=====	=====
Hour Totals	4	0	4
04:15	0	0	0
04:30	1	0	1
04:45	1	0	1
05:00	1	0	1
=====	=====	=====	=====
Hour Totals	3	0	3
05:15	1	0	1
05:30	5	1	6
05:45	6	1	7
06:00	9	1	10
=====	=====	=====	=====
Hour Totals	21	3	24

\*\*\*\*\*

Greiner, Inc.  
Traffic Counts  
Volume by Lane Report

Page

\*\*\*\*\*  
Data File : D1115007.PRN  
Station : 0000000000017  
Identification : 0000000000017  
\*\*\*\*\*

Lanes 1-2 are Eastbound

-----  
Thu - Nov 15, 90

Lane	1	2	Total
-----	-----	-----	-----
06:15	10	2	12
06:30	14	3	17
06:45	27	5	32
07:00	24	7	31
=====	=====	=====	=====
Hour Totals	75	17	92
07:15	33	1	34
07:30	61	6	67
07:45	41	6	47
08:00	66	7	73
=====	=====	=====	=====
Hour Totals	201	20	221
08:15	60	6	66
08:30	53	6	59
08:45	48	3	51
09:00	47	5	52
=====	=====	=====	=====
Hour Totals	208	20	228
09:15	32	3	35
09:30	38	3	41
09:45	32	2	34
10:00	28	11	39
=====	=====	=====	=====
Hour Totals	130	19	149
10:15	31	6	37
10:30	31	4	35
10:45	45	4	49
11:00	31	5	36
=====	=====	=====	=====
Hour Totals	138	19	157
11:15	19	4	23
11:30	35	5	40
11:45	46	6	52
12:00	54	6	60
=====	=====	=====	=====
Hour Totals	154	21	175
12:15	45	5	50
12:30	50	3	53
12:45	38	7	45

\*\*\*\*\*

Greiner, Inc.  
Traffic Counts  
Volume by Lane Report

Page

\*\*\*\*\*  
Data File : D1115007.PRN  
Station : 000000000017  
Identification : 000000000017  
\*\*\*\*\*  
Lanes 1-2 are Eastbound

Thu - Nov 15, 90

Lane	1	2	Total
-----	-----	-----	-----
13:00	51	9	60
=====	=====	=====	=====
Hour Totals	184	24	208
13:15	44	7	51
13:30	39	5	44
13:45	55	6	61
14:00	42	6	48
=====	=====	=====	=====
Hour Totals	180	24	204
14:15	36	5	41
14:30	26	3	29
14:45	30	3	33
15:00	26	5	31
=====	=====	=====	=====
Hour Totals	118	16	134
15:15	27	7	34
15:30	43	6	49
15:45	44	4	48
16:00	45	5	50
=====	=====	=====	=====
Hour Totals	159	22	181
16:15	32	6	38
16:30	52	5	57
16:45	33	7	40
17:00	35	3	38
=====	=====	=====	=====
Hour Totals	152	21	173
17:15	44	12	56
17:30	69	10	79
17:45	146	13	159
18:00	61	9	70
=====	=====	=====	=====
Hour Totals	320	44	364
18:15	36	6	42
18:30	34	4	38
18:45	41	4	45
19:00	29	5	34
=====	=====	=====	=====
Hour Totals	140	19	159

\*\*\*\*\*

Greiner, Inc.  
Traffic Counts  
Volume by Lane Report

Page

\*\*\*\*\*  
Data File : D1115007.PRN  
Station : 000000000017  
Identification : 000000000017  
\*\*\*\*\*

Lanes 1-2 are Eastbound

-----  
Thu - Nov 15, 90

Lane	1	2	Total
-----	-----	-----	-----
19:15	26	3	29
19:30	31	4	35
19:45	26	3	29
20:00	14	3	17
=====	=====	=====	=====
Hour Totals	97	13	110
20:15	19	2	21
20:30	15	1	16
20:45	14	3	17
21:00	12	2	14
=====	=====	=====	=====
Hour Totals	60	8	68
21:15	20	2	22
21:30	17	3	20
21:45	9	3	12
22:00	20	1	21
=====	=====	=====	=====
Hour Totals	66	9	75
22:15	11	1	12
22:30	12	2	14
22:45	6	2	8
23:00	11	0	11
=====	=====	=====	=====
Hour Totals	40	5	45
23:15	8	0	8
23:30	6	1	7
23:45	2	2	4
24:00	6	0	6
=====	=====	=====	=====
Hour Totals	22	3	25
=====	=====	=====	=====
Grand Totals	2512	331	2843
Percentages	88.4	11.6	

\*\*\*\*\*



Greiner, Inc.  
Traffic Counts  
Volume by Lane Report

Page

```
*****
Data File       : D1116001.PRN
Station        : 000000000017
Identification  : 000000000017
Start date     : Nov 16, 90
Stop date      : Nov 16, 90
City/Town      : TAMPA
Location       : LOIS @ I-275 1=EB OFF RAMP 2=FRONTAGE
Interval       : 15 minutes
Start time     : 00:00
Stop time      : 24:00
County         : HILLSBOROUGH
*****
```

Lanes 1-2 are Eastbound

Fri - Nov 16, 90

Lane	1	2	Total
00:15	6	0	6
00:30	1	0	1
00:45	4	1	5
01:00	2	1	3
====	====	====	====
Hour Totals	13	2	15
01:15	3	1	4
01:30	4	0	4
01:45	5	0	5
02:00	0	1	1
====	====	====	====
Hour Totals	12	2	14
02:15	2	0	2
02:30	2	0	2
02:45	2	0	2
03:00	1	0	1
====	====	====	====
Hour Totals	7	0	7
03:15	1	0	1
03:30	4	0	4
03:45	0	0	0
04:00	0	0	0
====	====	====	====
Hour Totals	5	0	5
04:15	6	0	6
04:30	5	0	5
04:45	0	0	0
05:00	3	0	3
====	====	====	====
Hour Totals	14	0	14
05:15	4	0	4
05:30	4	0	4
05:45	7	1	8
06:00	7	2	9
====	====	====	====
Hour Totals	22	3	25

\*\*\*\*\*

Greiner, Inc.  
Traffic Counts  
Volume by Lane Report

Page

\*\*\*\*\*  
Data File : D1116001.PRN  
Station : 000000000017  
Identification : 000000000017  
\*\*\*\*\*

Lanes 1-2 are Eastbound

Fri - Nov 16, 90

Lane	1	2	Total
06:15	10	3	13
06:30	11	4	15
06:45	18	6	24
07:00	28	5	33
===== Hour Totals	67	18	85
07:15	24	4	28
07:30	53	6	59
07:45	43	3	46
08:00	82	7	89
===== Hour Totals	202	20	222
08:15	45	5	50
08:30	66	7	73
08:45	35	5	40
09:00	51	4	55
===== Hour Totals	197	21	218
09:15	51	4	55
09:30	53	5	58
09:45	42	4	46
10:00	25	8	33
===== Hour Totals	171	21	192
10:15	29	9	38
10:30	30	6	36
10:45	38	7	45
11:00	48	4	52
===== Hour Totals	145	26	171
11:15	30	5	35
11:30	41	6	47
11:45	56	8	64
12:00	38	7	45
===== Hour Totals	165	26	191
12:15	54	6	60
12:30	41	6	47
12:45	40	7	47

\*\*\*\*\*

Greiner, Inc.  
Traffic Counts  
Volume by Lane Report

Page

\*\*\*\*\*  
Data File : D1116001.PRN  
Station : 000000000017  
Identification : 000000000017  
\*\*\*\*\*

Lanes 1-2 are Eastbound

Fri - Nov 16, 90

Lane	1	2	Total
-----	-----	-----	-----
13:00	39	8	47
=====	=====	=====	=====
Hour Totals	174	27	201
13:15	43	8	51
13:30	38	6	44
13:45	43	7	50
14:00	44	7	51
=====	=====	=====	=====
Hour Totals	168	28	196
14:15	36	5	41
14:30	33	7	40
14:45	44	4	48
15:00	42	6	48
=====	=====	=====	=====
Hour Totals	155	22	177
15:15	42	8	50
15:30	39	7	46
15:45	45	5	50
16:00	45	7	52
=====	=====	=====	=====
Hour Totals	171	27	198
16:15	35	6	41
16:30	31	7	38
16:45	48	5	53
17:00	35	4	39
=====	=====	=====	=====
Hour Totals	149	22	171
17:15	54	8	62
17:30	45	9	54
17:45	43	13	56
18:00	38	8	46
=====	=====	=====	=====
Hour Totals	180	38	218
18:15	28	9	37
18:30	30	5	35
18:45	28	6	34
19:00	24	6	30
=====	=====	=====	=====
Hour Totals	110	26	136

\*\*\*\*\*

Greiner, Inc.  
Traffic Counts  
Volume by Lane Report

Page

\*\*\*\*\*  
Data File : D1116001.PRN  
Station : 000000000017  
Identification : 000000000017  
\*\*\*\*\*

Lanes 1-2 are Eastbound

Fri - Nov 16, 90

Lane	1	2	Total
-----	-----	-----	-----
19:15	25	5	30
19:30	16	7	23
19:45	24	4	28
20:00	22	3	25
=====	=====	=====	=====
Hour Totals	87	19	106
20:15	12	3	15
20:30	14	2	16
20:45	14	3	17
21:00	16	1	17
=====	=====	=====	=====
Hour Totals	56	9	65
21:15	16	2	18
21:30	13	3	16
21:45	13	4	17
22:00	10	2	12
=====	=====	=====	=====
Hour Totals	52	11	63
22:15	9	2	11
22:30	15	1	16
22:45	21	0	21
23:00	12	2	14
=====	=====	=====	=====
Hour Totals	57	5	62
23:15	10	1	11
23:30	15	0	15
23:45	16	1	17
24:00	22	0	22
=====	=====	=====	=====
Hour Totals	63	2	65
Grand Totals	2442	375	2817
Percentages	86.7	13.3	

\*\*\*\*\*

Greiner, Inc.  
Traffic Counts  
Volume by Lane Report

Page 9

\*\*\*\*\*

Data File : D1110003.PRN	
Station : 000000000022	Count ratio : 2.00
Identification : 000000000022	Interval : 15 minutes
Start date : Nov 10, 90	Start time : 00:00
Stop date : Nov 10, 90	Stop time : 24:00
City/Town : TAMPA	County : HILLSBOROUGH
Location : LOIS @ I-275 EB ON RAMP (EB)	

\*\*\*\*\*

Lanes 1-1 are Eastbound

Sat - Nov 10, 90

Lane	1	Total
<hr/>		
00:15	10	10
00:30	10	10
00:45	9	9
01:00	12	12
=====	=====	=====
Hour Totals	41	41
01:15	7	7
01:30	5	5
01:45	3	3
02:00	4	4
=====	=====	=====
Hour Totals	19	19
02:15	3	3
02:30	5	5
02:45	4	4
03:00	3	3
=====	=====	=====
Hour Totals	15	15
03:15	2	2
03:30	3	3
03:45	4	4
04:00	1	1
=====	=====	=====
Hour Totals	10	10
04:15	5	5
04:30	2	2
04:45	2	2
05:00	2	2
=====	=====	=====
Hour Totals	11	11
05:15	2	2
05:30	4	4
05:45	4	4
06:00	6	6
=====	=====	=====
Hour Totals	16	16

\*\*\*\*\*

Greiner, Inc.  
Traffic Counts  
Volume by Lane Report

Page 10

\*\*\*\*\*

Data File : D1110003.PRN  
Station : 000000000022  
Identification : 000000000022

\*\*\*\*\*

Lanes 1-1 are Eastbound

Sat - Nov 10, 90

Lane	1	Total
06:15	8	8
06:30	8	8
06:45	10	10
07:00	15	15
===== Hour Totals	41	41
07:15	17	17
07:30	15	15
07:45	21	21
08:00	21	21
===== Hour Totals	74	74
08:15	18	18
08:30	21	21
08:45	25	25
09:00	30	30
===== Hour Totals	94	94
09:15	24	24
09:30	34	34
09:45	31	31
10:00	31	31
===== Hour Totals	120	120
10:15	31	31
10:30	34	34
10:45	28	28
11:00	32	32
===== Hour Totals	125	125
11:15	26	26
11:30	32	32
11:45	24	24
12:00	26	26
===== Hour Totals	108	108
12:15	30	30
12:30	31	31
12:45	34	34

\*\*\*\*\*

Greiner, Inc.  
Traffic Counts  
Volume by Lane Report

Page 11

\*\*\*\*\*  
Data File : D1110003.PRN  
Station : 000000000022  
Identification : 000000000022  
\*\*\*\*\*

Lanes 1-1 are Eastbound

Sat - Nov 10, 90

Lane	1	Total
-----	-----	-----
13:00	34	34
=====	=====	=====
Hour Totals	129	129
13:15	35	35
13:30	32	32
13:45	37	37
14:00	26	26
=====	=====	=====
Hour Totals	130	130
14:15	27	27
14:30	29	29
14:45	29	29
15:00	24	24
=====	=====	=====
Hour Totals	109	109
15:15	30	30
15:30	31	31
15:45	24	24
16:00	27	27
=====	=====	=====
Hour Totals	112	112
16:15	32	32
16:30	31	31
16:45	38	38
17:00	35	35
=====	=====	=====
Hour Totals	136	136
17:15	29	29
17:30	33	33
17:45	34	34
18:00	27	27
=====	=====	=====
Hour Totals	123	123
18:15	32	32
18:30	30	30
18:45	23	23
19:00	27	27
=====	=====	=====
Hour Totals	112	112

\*\*\*\*\*

Greiner, Inc.  
Traffic Counts  
Volume by Lane Report

Page 12

\*\*\*\*\*

Data File : D1110003.PRN  
Station : 000000000022  
Identification : 000000000022

\*\*\*\*\*

Lanes 1-1 are Eastbound

Sat - Nov 10, 90

Lane	1	Total
19:15	29	29
19:30	28	28
19:45	23	23
20:00	15	15
=====	=====	=====
Hour Totals	95	95
20:15	10	10
20:30	14	14
20:45	18	18
21:00	16	16
=====	=====	=====
Hour Totals	58	58
21:15	15	15
21:30	16	16
21:45	11	11
22:00	17	17
=====	=====	=====
Hour Totals	59	59
22:15	16	16
22:30	17	17
22:45	16	16
23:00	15	15
=====	=====	=====
Hour Totals	64	64
23:15	12	12
23:30	15	15
23:45	14	14
24:00	10	10
=====	=====	=====
Hour Totals	51	51
=====	=====	=====
Grand Totals	1852	1852
Percentages	100.0	

\*\*\*\*\*



Greiner, Inc.  
Traffic Counts  
Volume by Lane Report

Page 9

\*\*\*\*\*  
Data File : D1111003.PRN  
Station : 000000000022 Count ratio : 2.00  
Identification : 000000000022 Interval : 15 minutes  
Start date : Nov 11, 90 Start time : 00:00  
Stop date : Nov 11, 90 Stop time : 24:00  
City/Town : TAMPA County : HILLSBOROUGH  
Location : LOIS @ I-275 EB ON RAMP (EB)  
\*\*\*\*\*

Lanes 1-1 are Eastbound  
-----

Sun - Nov 11, 90

Lane	1	Total
-----	-----	-----
00:15	10	10
00:30	10	10
00:45	8	8
01:00	6	6
=====	=====	=====
Hour Totals	34	34
01:15	5	5
01:30	8	8
01:45	6	6
02:00	6	6
=====	=====	=====
Hour Totals	25	25
02:15	4	4
02:30	5	5
02:45	4	4
03:00	4	4
=====	=====	=====
Hour Totals	17	17
03:15	5	5
03:30	2	2
03:45	5	5
04:00	3	3
=====	=====	=====
Hour Totals	15	15
04:15	3	3
04:30	1	1
04:45	1	1
05:00	0	0
=====	=====	=====
Hour Totals	5	5
05:15	1	1
05:30	2	2
05:45	2	2
06:00	3	3
=====	=====	=====
Hour Totals	8	8

\*\*\*\*\*

6-61

Greiner, Inc.  
Traffic Counts  
Volume by Lane Report

Page 10

\*\*\*\*\*  
Data File : D1111003.PRN  
Station : 000000000022  
Identification : 000000000022  
\*\*\*\*\*  
Lanes 1-1 are Eastbound

Sun - Nov 11, 90

Lane	1	Total
06:15	4	4
06:30	5	5
06:45	8	8
07:00	8	8
===== Hour Totals	25	25
07:15	11	11
07:30	9	9
07:45	6	6
08:00	15	15
===== Hour Totals	41	41
08:15	12	12
08:30	10	10
08:45	16	16
09:00	18	18
===== Hour Totals	56	56
09:15	15	15
09:30	23	23
09:45	22	22
10:00	16	16
===== Hour Totals	76	76
10:15	21	21
10:30	25	25
10:45	31	31
11:00	27	27
===== Hour Totals	104	104
11:15	21	21
11:30	21	21
11:45	22	22
12:00	23	23
===== Hour Totals	87	87
12:15	20	20
12:30	27	27
12:45	26	26

\*\*\*\*\*

Greiner, Inc.  
Traffic Counts  
Volume by Lane Report

Page 11

```
*****
Data File       : D1111003.PRN
Station        : 000000000022
Identification  : 000000000022
*****
Lanes 1-1 are Eastbound
```

Sun - Nov 11, 90

Lane	1	Total
13:00	26	26
====	====	====
Hour Totals	99	99
13:15	28	28
13:30	32	32
13:45	34	34
14:00	24	24
====	====	====
Hour Totals	118	118
14:15	23	23
14:30	30	30
14:45	25	25
15:00	27	27
====	====	====
Hour Totals	105	105
15:15	26	26
15:30	20	20
15:45	21	21
16:00	23	23
====	====	====
Hour Totals	90	90
16:15	20	20
16:30	20	20
16:45	23	23
17:00	16	16
====	====	====
Hour Totals	79	79
17:15	18	18
17:30	23	23
17:45	27	27
18:00	26	26
====	====	====
Hour Totals	94	94
18:15	19	19
18:30	26	26
18:45	24	24
19:00	26	26
====	====	====
Hour Totals	95	95

\*\*\*\*\*

Greiner, Inc.  
Traffic Counts  
Volume by Lane Report

Page 12

\*\*\*\*\*

Data File : D1111003.PRN  
Station : 000000000022  
Identification : 000000000022

\*\*\*\*\*

Lanes 1-1 are Eastbound

Sun - Nov 11, 90

Lane	1	Total
-----	-----	-----
19:15	16	16
19:30	14	14
19:45	17	17
20:00	21	21
=====	=====	=====
Hour Totals	68	68
20:15	17	17
20:30	13	13
20:45	18	18
21:00	20	20
=====	=====	=====
Hour Totals	68	68
21:15	10	10
21:30	10	10
21:45	13	13
22:00	13	13
=====	=====	=====
Hour Totals	46	46
22:15	11	11
22:30	6	6
22:45	7	7
23:00	7	7
=====	=====	=====
Hour Totals	31	31
23:15	15	15
23:30	8	8
23:45	10	10
24:00	4	4
=====	=====	=====
Hour Totals	37	37
=====	=====	=====
Grand Totals	1423	1423
Percentages	100.0	

\*\*\*\*\*

Greiner, Inc.  
Traffic Counts  
Volume by Lane Report

Page 5

\*\*\*\*\*

Data File : D1112003.PRN  
Station : 000000000022 Count ratio : 2.00  
Identification : 000000000022 Interval : 15 minutes  
Start date : Nov 12, 90 Start time : 00:00  
Stop date : Nov 12, 90 Stop time : 24:00  
City/Town : TAMPA County : HILLSBOROUGH  
Location : LOIS @ I-275 EB ON RAMP (EB)

\*\*\*\*\*

Lanes 1-1 are Eastbound

-----  
Mon - Nov 12, 90

Lane	1	Total
-----	-----	-----
00:15	6	6
00:30	4	4
00:45	2	2
01:00	7	7
=====	=====	=====
Hour Totals	19	19
01:15	2	2
01:30	3	3
01:45	2	2
02:00	1	1
=====	=====	=====
Hour Totals	8	8
02:15	3	3
02:30	1	1
02:45	1	1
03:00	2	2
=====	=====	=====
Hour Totals	7	7
03:15	3	3
03:30	2	2
03:45	4	4
04:00	0	0
=====	=====	=====
Hour Totals	9	9
04:15	1	1
04:30	1	1
04:45	3	3
05:00	3	3
=====	=====	=====
Hour Totals	8	8
05:15	4	4
05:30	8	8
05:45	6	6
06:00	7	7
=====	=====	=====
Hour Totals	25	25

\*\*\*\*\*

Greiner, Inc.  
Traffic Counts  
Volume by Lane Report

Page 10

\*\*\*\*\*  
Data File : D1112003.PRN  
Station : 000000000022  
Identification : 000000000022  
\*\*\*\*\*  
Lanes 1-1 are Eastbound  
-----

Mon - Nov 12, 90

Lane	1	Total
06:15	14	14
06:30	12	12
06:45	27	27
07:00	25	25
=====	=====	=====
Hour Totals	78	78
07:15	39	39
07:30	45	45
07:45	47	47
08:00	41	41
=====	=====	=====
Hour Totals	172	172
08:15	39	39
08:30	34	34
08:45	40	40
09:00	32	32
=====	=====	=====
Hour Totals	145	145
09:15	38	38
09:30	28	28
09:45	30	30
10:00	35	35
=====	=====	=====
Hour Totals	131	131
10:15	39	39
10:30	31	31
10:45	31	31
11:00	40	40
=====	=====	=====
Hour Totals	141	141
11:15	43	43
11:30	40	40
11:45	43	43
12:00	37	37
=====	=====	=====
Hour Totals	163	163
12:15	42	42
12:30	52	52
12:45	35	35

\*\*\*\*\*

Greiner, Inc.  
Traffic Counts  
Volume by Lane Report

Page 11

\*\*\*\*\*  
Data File : D1112003.PRN  
Station : 000000000022  
Identification : 000000000022  
\*\*\*\*\*

Lanes 1-1 are Eastbound

Mon - Nov 12, 90

Lane	1	Total
-----	-----	-----
13:00	40	40
=====	=====	=====
Hour Totals	169	169
13:15	43	43
13:30	37	37
13:45	39	39
14:00	40	40
=====	=====	=====
Hour Totals	159	159
14:15	42	42
14:30	42	42
14:45	40	40
15:00	37	37
=====	=====	=====
Hour Totals	161	161
15:15	51	51
15:30	46	46
15:45	51	51
16:00	55	55
=====	=====	=====
Hour Totals	203	203
16:15	73	73
16:30	89	89
16:45	83	83
17:00	66	66
=====	=====	=====
Hour Totals	311	311
17:15	102	102
17:30	74	74
17:45	78	78
18:00	69	69
=====	=====	=====
Hour Totals	323	323
18:15	62	62
18:30	44	44
18:45	41	41
19:00	28	28
=====	=====	=====
Hour Totals	175	175

\*\*\*\*\*

Greiner, Inc.  
Traffic Counts  
Volume by Lane Report

Page 12

\*\*\*\*\*  
Data File : D1112003.PRN  
Station : 000000000022  
Identification : 000000000022  
\*\*\*\*\*

Lanes 1-1 are Eastbound

Mon - Nov 12, 90

Lane	1	Total
19:15	33	33
19:30	28	28
19:45	33	33
20:00	22	22
=====	=====	=====
Hour Totals	116	116
20:15	24	24
20:30	13	13
20:45	19	19
21:00	14	14
=====	=====	=====
Hour Totals	70	70
21:15	17	17
21:30	16	16
21:45	10	10
22:00	12	12
=====	=====	=====
Hour Totals	55	55
22:15	10	10
22:30	13	13
22:45	8	8
23:00	8	8
=====	=====	=====
Hour Totals	39	39
23:15	6	6
23:30	8	8
23:45	12	12
24:00	10	10
=====	=====	=====
Hour Totals	36	36
=====	=====	=====
Grand Totals	2723	2723
Percentages	100.0	

\*\*\*\*\*



Greiner, Inc.  
Traffic Counts  
Volume by Lane Report

Page 5

\*\*\*\*\*

Data File : D1113003.PRN  
Station : 000000000022 Count ratio : 2.00  
Identification : 000000000022 Interval : 15 minutes  
Start date : Nov 13, 90 Start time : 00:00  
Stop date : Nov 13, 90 Stop time : 24:00  
City/Town : TAMPA County : HILLSBOROUGH  
Location : LOIS @ I-275 EB ON RAMP (EB)

\*\*\*\*\*

Lanes 1-1 are Eastbound

Tue - Nov 13, 90

Lane	1	Total
00:15	5	5
00:30	6	6
00:45	4	4
01:00	2	2
=====	=====	=====
Hour Totals	17	17
01:15	3	3
01:30	4	4
01:45	3	3
02:00	0	0
=====	=====	=====
Hour Totals	10	10
02:15	2	2
02:30	2	2
02:45	2	2
03:00	1	1
=====	=====	=====
Hour Totals	7	7
03:15	4	4
03:30	3	3
03:45	2	2
04:00	2	2
=====	=====	=====
Hour Totals	11	11
04:15	1	1
04:30	1	1
04:45	5	5
05:00	2	2
=====	=====	=====
Hour Totals	9	9
05:15	4	4
05:30	5	5
05:45	9	9
06:00	13	13
=====	=====	=====
Hour Totals	31	31

\*\*\*\*\*

Greiner, Inc.  
Traffic Counts  
Volume by Lane Report

Page 10

\*\*\*\*\*  
Data File : D1113003.PRN  
Station : 000000000022  
Identification : 000000000022  
\*\*\*\*\*

Lanes 1-1 are Eastbound

Tue - Nov 13, 90

Lane	1	Total
06:15	20	20
06:30	19	19
06:45	34	34
07:00	42	42
===== Hour Totals	115	115
07:15	52	52
07:30	63	63
07:45	72	72
08:00	70	70
===== Hour Totals	257	257
08:15	71	71
08:30	57	57
08:45	52	52
09:00	42	42
===== Hour Totals	222	222
09:15	44	44
09:30	45	45
09:45	37	37
10:00	41	41
===== Hour Totals	167	167
10:15	39	39
10:30	40	40
10:45	41	41
11:00	45	45
===== Hour Totals	165	165
11:15	45	45
11:30	51	51
11:45	54	54
12:00	51	51
===== Hour Totals	201	201
12:15	53	53
12:30	53	53
12:45	51	51

\*\*\*\*\*

Greiner, Inc.  
Traffic Counts  
Volume by Lane Report

Page 11

\*\*\*\*\*  
Data File : D1113003.PRN  
Station : 000000000022  
Identification : 000000000022  
\*\*\*\*\*

Lanes 1-1 are Eastbound

Tue - Nov 13, 90

Lane	1	Total
-----	-----	-----
13:00	57	57
=====	=====	=====
Hour Totals	214	214
13:15	48	48
13:30	43	43
13:45	49	49
14:00	53	53
=====	=====	=====
Hour Totals	193	193
14:15	51	51
14:30	51	51
14:45	58	58
15:00	47	47
=====	=====	=====
Hour Totals	207	207
15:15	64	64
15:30	62	62
15:45	67	67
16:00	67	67
=====	=====	=====
Hour Totals	260	260
16:15	89	89
16:30	84	84
16:45	96	96
17:00	91	91
=====	=====	=====
Hour Totals	360	360
17:15	123	123
17:30	99	99
17:45	91	91
18:00	71	71
=====	=====	=====
Hour Totals	384	384
18:15	75	75
18:30	60	60
18:45	47	47
19:00	47	47
=====	=====	=====
Hour Totals	229	229

\*\*\*\*\*

Greiner, Inc.  
Traffic Counts  
Volume by Lane Report

Page 12

\*\*\*\*\*

Data File : D1113003.PRN  
Station : 000000000022  
Identification : 000000000022

\*\*\*\*\*

Lanes 1-1 are Eastbound

Tue - Nov 13, 90

Lane	1	Total
-----	-----	-----
19:15	38	38
19:30	29	29
19:45	34	34
20:00	26	26
=====	=====	=====
Hour Totals	127	127
20:15	24	24
20:30	22	22
20:45	28	28
21:00	24	24
=====	=====	=====
Hour Totals	98	98
21:15	30	30
21:30	20	20
21:45	22	22
22:00	14	14
=====	=====	=====
Hour Totals	86	86
22:15	19	19
22:30	16	16
22:45	12	12
23:00	8	8
=====	=====	=====
Hour Totals	55	55
23:15	14	14
23:30	9	9
23:45	8	8
24:00	6	6
=====	=====	=====
Hour Totals	37	37
=====	=====	=====
Grand Totals	3462	3462
Percentages	100.0	

\*\*\*\*\*

Greiner, Inc.  
Traffic Counts  
Volume by Lane Report

Page 9

\*\*\*\*\*

Data File : D1114003.PRN  
Station : 000000000022 Count ratio : 2.00  
Identification : 000000000022 Interval : 15 minutes  
Start date : Nov 14, 90 Start time : 00:00  
Stop date : Nov 14, 90 Stop time : 24:00  
City/Town : TAMPA County : HILLSBOROUGH  
Location : LOIS @ I-275 EB ON RAMP (EB)

\*\*\*\*\*

Lanes 1-1 are Eastbound

-----  
Wed - Nov 14, 90

Lane	1	Total
-----	-----	-----
00:15	6	6
00:30	7	7
00:45	4	4
01:00	3	3
=====	=====	=====
Hour Totals	20	20
01:15	2	2
01:30	5	5
01:45	4	4
02:00	1	1
=====	=====	=====
Hour Totals	12	12
02:15	5	5
02:30	2	2
02:45	2	2
03:00	1	1
=====	=====	=====
Hour Totals	10	10
03:15	4	4
03:30	2	2
03:45	1	1
04:00	3	3
=====	=====	=====
Hour Totals	10	10
04:15	2	2
04:30	3	3
04:45	6	6
05:00	1	1
=====	=====	=====
Hour Totals	12	12
05:15	3	3
05:30	9	9
05:45	9	9
06:00	14	14
=====	=====	=====
Hour Totals	35	35

\*\*\*\*\*

Greiner, Inc.  
Traffic Counts  
Volume by Lane Report

Page 10

\*\*\*\*\*  
Data File : D1114003.PRN  
Station : 000000000022  
Identification : 000000000022  
\*\*\*\*\*  
Lanes 1-1 are Eastbound

-----  
Wed - Nov 14, 90

Lane	1	Total
-----	-----	-----
06:15	20	20
06:30	17	17
06:45	38	38
07:00	66	66
=====	=====	=====
Hour Totals	141	141
07:15	89	89
07:30	109	109
07:45	128	128
08:00	146	146
=====	=====	=====
Hour Totals	472	472
08:15	98	98
08:30	112	112
08:45	94	94
09:00	70	70
=====	=====	=====
Hour Totals	374	374
09:15	41	41
09:30	34	34
09:45	49	49
10:00	34	34
=====	=====	=====
Hour Totals	158	158
10:15	37	37
10:30	40	40
10:45	37	37
11:00	42	42
=====	=====	=====
Hour Totals	156	156
11:15	70	70
11:30	82	82
11:45	79	79
12:00	85	85
=====	=====	=====
Hour Totals	316	316
12:15	101	101
12:30	96	96
12:45	74	74

\*\*\*\*\*

Greiner, Inc.  
Traffic Counts  
Volume by Lane Report

Page 11

\*\*\*\*\*  
Data File : D1114003.PRN  
Station : 000000000022  
Identification : 000000000022  
\*\*\*\*\*

Lanes 1-1 are Eastbound

-----  
Wed - Nov 14, 90

Lane	1	Total
-----	-----	-----
13:00	65	65
=====	=====	=====
Hour Totals	336	336
13:15	57	57
13:30	58	58
13:45	61	61
14:00	56	56
=====	=====	=====
Hour Totals	232	232
14:15	44	44
14:30	54	54
14:45	55	55
15:00	51	51
=====	=====	=====
Hour Totals	204	204
15:15	67	67
15:30	61	61
15:45	129	129
16:00	145	145
=====	=====	=====
Hour Totals	402	402
16:15	169	169
16:30	170	170
16:45	207	207
17:00	208	208
=====	=====	=====
Hour Totals	754	754
17:15	215	215
17:30	183	183
17:45	202	202
18:00	129	129
=====	=====	=====
Hour Totals	729	729
18:15	148	148
18:30	108	108
18:45	81	81
19:00	66	66
=====	=====	=====
Hour Totals	403	403

\*\*\*\*\*

Greiner, Inc.  
Traffic Counts  
Volume by Lane Report

Page 12

\*\*\*\*\*  
Data File : D1114003.PRN  
Station : 000000000022  
Identification : 000000000022  
\*\*\*\*\*

Lanes 1-1 are Eastbound

-----  
Wed - Nov 14, 90

Lane	1	Total
-----	-----	-----
19:15	58	58
19:30	71	71
19:45	59	59
20:00	50	50
=====	=====	=====
Hour Totals	238	238
20:15	48	48
20:30	36	36
20:45	36	36
21:00	34	34
=====	=====	=====
Hour Totals	154	154
21:15	31	31
21:30	29	29
21:45	29	29
22:00	19	19
=====	=====	=====
Hour Totals	108	108
22:15	17	17
22:30	20	20
22:45	13	13
23:00	8	8
=====	=====	=====
Hour Totals	58	58
23:15	19	19
23:30	12	12
23:45	7	7
24:00	11	11
=====	=====	=====
Hour Totals	49	49
=====	=====	=====
Grand Totals	5383	5383
Percentages	100.0	

\*\*\*\*\*



Greiner, Inc.  
Traffic Counts  
Volume by Lane Report

Page 5

\*\*\*\*\*

Data File : D1115003.PRN  
Station : 000000000022 Count ratio : 2.00  
Identification : 000000000022 Interval : 15 minutes  
Start date : Nov 15, 90 Start time : 00:00  
Stop date : Nov 15, 90 Stop time : 24:00  
City/Town : TAMPA County : HILLSBOROUGH  
Location : LOIS @ I-275 EB DN RAMP (EB)

\*\*\*\*\*

Lanes 1-1 are Eastbound

-----  
Thu - Nov 15, 90

Lane	1	Total
-----	-----	-----
00:15	5	5
00:30	4	4
00:45	4	4
01:00	5	5
=====	=====	=====
Hour Totals	18	18
01:15	2	2
01:30	4	4
01:45	6	6
02:00	3	3
=====	=====	=====
Hour Totals	15	15
02:15	1	1
02:30	1	1
02:45	2	2
03:00	1	1
=====	=====	=====
Hour Totals	5	5
03:15	3	3
03:30	4	4
03:45	0	0
04:00	1	1
=====	=====	=====
Hour Totals	8	8
04:15	4	4
04:30	3	3
04:45	7	7
05:00	2	2
=====	=====	=====
Hour Totals	16	16
05:15	5	5
05:30	8	8
05:45	13	13
06:00	14	14
=====	=====	=====
Hour Totals	40	40

\*\*\*\*\*

Greiner, Inc.  
Traffic Counts  
Volume by Lane Report

Page 10

\*\*\*\*\*  
Data File : D1115003.PRN  
Station : 000000000022  
Identification : 000000000022  
\*\*\*\*\*

Lanes 1-1 are Eastbound

-----  
Thu - Nov 15, 90

Lane	1	Total
-----	-----	-----
06:15	14	14
06:30	23	23
06:45	37	37
07:00	59	59
=====	=====	=====
Hour Totals	133	133
07:15	79	79
07:30	98	98
07:45	130	130
08:00	122	122
=====	=====	=====
Hour Totals	429	429
08:15	102	102
08:30	107	107
08:45	95	95
09:00	67	67
=====	=====	=====
Hour Totals	371	371
09:15	44	44
09:30	41	41
09:45	45	45
10:00	51	51
=====	=====	=====
Hour Totals	181	181
10:15	77	77
10:30	69	69
10:45	72	72
11:00	79	79
=====	=====	=====
Hour Totals	297	297
11:15	72	72
11:30	89	89
11:45	101	101
12:00	98	98
=====	=====	=====
Hour Totals	360	360
12:15	88	88
12:30	102	102
12:45	91	91

\*\*\*\*\*

Greiner, Inc.  
Traffic Counts  
Volume by Lane Report

Page 11

\*\*\*\*\*  
Data File : D1115003.PRN  
Station : 000000000022  
Identification : 000000000022  
\*\*\*\*\*

Lanes 1-1 are Eastbound

-----  
Thu - Nov 15, 90  
-----  
Lane 1 Total  
-----  
13:00 112 112  
=====

Hour Totals	393	393
13:15	117	117
13:30	111	111
13:45	110	110
14:00	108	108
=====	=====	=====
Hour Totals	446	446
14:15	107	107
14:30	109	109
14:45	127	127
15:00	98	98
=====	=====	=====
Hour Totals	441	441
15:15	140	140
15:30	124	124
15:45	126	126
16:00	141	141
=====	=====	=====
Hour Totals	531	531
16:15	170	170
16:30	175	175
16:45	230	230
17:00	188	188
=====	=====	=====
Hour Totals	763	763
17:15	233	233
17:30	185	185
17:45	137	137
18:00	145	145
=====	=====	=====
Hour Totals	700	700
18:15	116	116
18:30	123	123
18:45	77	77
19:00	74	74
=====	=====	=====
Hour Totals	390	390

\*\*\*\*\*

Greiner, Inc.  
Traffic Counts  
Volume by Lane Report

Page 12

\*\*\*\*\*

Data File : D1115003.PRN  
Station : 000000000022  
Identification : 000000000022

\*\*\*\*\*

Lanes 1-1 are Eastbound

-----  
Thu - Nov 15, 90

Lane	1	Total
-----	-----	-----
19:15	68	68
19:30	67	67
19:45	46	46
20:00	48	48
=====	=====	=====
Hour Totals	229	229
20:15	54	54
20:30	39	39
20:45	55	55
21:00	43	43
=====	=====	=====
Hour Totals	191	191
21:15	82	82
21:30	61	61
21:45	45	45
22:00	46	46
=====	=====	=====
Hour Totals	234	234
22:15	23	23
22:30	35	35
22:45	22	22
23:00	19	19
=====	=====	=====
Hour Totals	99	99
23:15	21	21
23:30	24	24
23:45	17	17
24:00	10	10
=====	=====	=====
Hour Totals	72	72
=====	=====	=====
Grand Totals	6362	6362
Percentages	100.0	

\*\*\*\*\*

Greiner, Inc.  
Traffic Counts  
Volume by Lane Report

Page 5

```
*****
Data File       : D1116009.PRN
Station        : 000000000022
Identification  : 000000000022
Start date     : Nov 16, 90
Stop date      : Nov 16, 90
City/Town      : TAMPA
Location       : LOIS @ I-275 EB ON RAMP (EB)
Count ratio    : 2.00
Interval       : 15 minutes
Start time     : 00:00
Stop time      : 24:00
County         : HILLSBOROUGH
*****
Lanes 1-1 are Eastbound
```

Fri - Nov 16, 90

Lane	1	Total
00:15	11	11
00:30	6	6
00:45	7	7
01:00	5	5
====	====	====
Hour Totals	29	29
01:15	11	11
01:30	6	6
01:45	9	9
02:00	5	5
====	====	====
Hour Totals	31	31
02:15	6	6
02:30	3	3
02:45	5	5
03:00	6	6
====	====	====
Hour Totals	20	20
03:15	2	2
03:30	4	4
03:45	4	4
04:00	4	4
====	====	====
Hour Totals	14	14
04:15	1	1
04:30	3	3
04:45	9	9
05:00	10	10
====	====	====
Hour Totals	23	23
05:15	5	5
05:30	14	14
05:45	22	22
06:00	27	27
====	====	====
Hour Totals	68	68

\*\*\*\*\*

Greiner, Inc.  
Traffic Counts  
Volume by Lane Report

Page 10

\*\*\*\*\*

Data File : D1116009.PRN  
Station : 000000000022  
Identification : 000000000022

\*\*\*\*\*

Lanes 1-1 are Eastbound

Fri - Nov 16, 90

Lane	1	Total
06:15	30	30
06:30	32	32
06:45	55	55
07:00	80	80
===== Hour Totals	197	197
07:15	101	101
07:30	106	106
07:45	140	140
08:00	142	142
===== Hour Totals	489	489
08:15	120	120
08:30	102	102
08:45	102	102
09:00	95	95
===== Hour Totals	419	419
09:15	89	89
09:30	83	83
09:45	97	97
10:00	103	103
===== Hour Totals	372	372
10:15	99	99
10:30	85	85
10:45	77	77
11:00	84	84
===== Hour Totals	345	345
11:15	93	93
11:30	87	87
11:45	101	101
12:00	118	118
===== Hour Totals	399	399
12:15	81	81
12:30	108	108
12:45	97	97

\*\*\*\*\*

Greiner, Inc.  
Traffic Counts  
Volume by Lane Report

Page 11

\*\*\*\*\*  
Data File : D1116009.PRN  
Station : 000000000022  
Identification : 000000000022  
\*\*\*\*\*

Lanes 1-1 are Eastbound  
-----

Fri - Nov 16, 90

Lane	1	Total
-----	-----	-----
13:00	113	113
=====	=====	=====
Hour Totals	399	399
13:15	121	121
13:30	118	118
13:45	112	112
14:00	116	116
=====	=====	=====
Hour Totals	467	467
14:15	104	104
14:30	102	102
14:45	119	119
15:00	95	95
=====	=====	=====
Hour Totals	420	420
15:15	121	121
15:30	112	112
15:45	123	123
16:00	145	145
=====	=====	=====
Hour Totals	501	501
16:15	180	180
16:30	190	190
16:45	194	194
17:00	172	172
=====	=====	=====
Hour Totals	736	736
17:15	229	229
17:30	189	189
17:45	177	177
18:00	111	111
=====	=====	=====
Hour Totals	706	706
18:15	122	122
18:30	76	76
18:45	87	87
19:00	72	72
=====	=====	=====
Hour Totals	357	357

\*\*\*\*\*

Greiner, Inc.  
Traffic Counts  
Volume by Lane Report

Page 12

\*\*\*\*\*  
Data File : D1116009.PRN  
Station : 000000000022  
Identification : 000000000022  
\*\*\*\*\*

Lanes 1-1 are Eastbound

Fri - Nov 16, 90

Lane	1	Total
-----	-----	-----
19:15	68	68
19:30	60	60
19:45	71	71
20:00	49	49
=====	=====	=====
Hour Totals	248	248
20:15	50	50
20:30	43	43
20:45	57	57
21:00	34	34
=====	=====	=====
Hour Totals	184	184
21:15	42	42
21:30	48	48
21:45	37	37
22:00	36	36
=====	=====	=====
Hour Totals	163	163
22:15	41	41
22:30	49	49
22:45	50	50
23:00	28	28
=====	=====	=====
Hour Totals	168	168
23:15	44	44
23:30	30	30
23:45	31	31
24:00	32	32
=====	=====	=====
Hour Totals	137	137
=====	=====	=====
Grand Totals	6892	6892
Percentages	100.0	

\*\*\*\*\* )



Greiner, Inc.  
Traffic Counts  
Volume by Lane Report

Page 5

\*\*\*\*\*

Data File : D1110002.PRN  
Station : 000000000021 Count ratio : 2.00  
Identification : 000000000021 Interval : 15 minutes  
Start date : Nov 10, 90 Start time : 00:00  
Stop date : Nov 10, 90 Stop time : 24:00  
City/Town : TAMPA County : HILLSBOROUGH  
Location : LOIS @ I-275 WB OFF RAMP (WB)

\*\*\*\*\*

Lanes 1-1 are Westbound

Sat - Nov 10, 90

Lane	1	Total
00:15	21	21
00:30	26	26
00:45	21	21
01:00	19	19
===== Hour Totals	87	87
01:15	14	14
01:30	13	13
01:45	12	12
02:00	10	10
===== Hour Totals	49	49
02:15	9	9
02:30	9	9
02:45	9	9
03:00	11	11
===== Hour Totals	38	38
03:15	8	8
03:30	9	9
03:45	7	7
04:00	7	7
===== Hour Totals	31	31
04:15	6	6
04:30	2	2
04:45	4	4
05:00	7	7
===== Hour Totals	19	19
05:15	7	7
05:30	3	3
05:45	13	13
06:00	23	23
===== Hour Totals	46	46

\*\*\*\*\*

Greiner, Inc.  
Traffic Counts  
Volume by Lane Report

Page 6

\*\*\*\*\*  
Data File : D1110002.PRN  
Station : 000000000021  
Identification : 000000000021  
\*\*\*\*\*  
Lanes 1-1 are Westbound

Sat - Nov 10, 90

Lane	1	Total
06:15	15	15
06:30	21	21
06:45	20	20
07:00	34	34
===== Hour Totals	90	90
07:15	28	28
07:30	33	33
07:45	50	50
08:00	54	54
===== Hour Totals	165	165
08:15	41	41
08:30	50	50
08:45	59	59
09:00	58	58
===== Hour Totals	208	208
09:15	53	53
09:30	48	48
09:45	62	62
10:00	78	78
===== Hour Totals	241	241
10:15	54	54
10:30	55	55
10:45	65	65
11:00	75	75
===== Hour Totals	249	249
11:15	65	65
11:30	68	68
11:45	62	62
12:00	72	72
===== Hour Totals	267	267
12:15	70	70
12:30	66	66
12:45	67	67

\*\*\*\*\*

Greiner, Inc.  
Traffic Counts  
Volume by Lane Report

Page 7

\*\*\*\*\*  
Data File : D1110002.PRN  
Station : 000000000021  
Identification : 000000000021  
\*\*\*\*\*

Lanes 1-1 are Westbound

Sat - Nov 10, 90

Lane	1	Total
-----	-----	-----
13:00	82	82
=====	=====	=====
Hour Totals	285	285
13:15	66	66
13:30	71	71
13:45	60	60
14:00	69	69
=====	=====	=====
Hour Totals	266	266
14:15	64	64
14:30	66	66
14:45	62	62
15:00	63	63
=====	=====	=====
Hour Totals	255	255
15:15	75	75
15:30	64	64
15:45	64	64
16:00	71	71
=====	=====	=====
Hour Totals	274	274
16:15	55	55
16:30	80	80
16:45	63	63
17:00	78	78
=====	=====	=====
Hour Totals	276	276
17:15	69	69
17:30	84	84
17:45	67	67
18:00	63	63
=====	=====	=====
Hour Totals	283	283
18:15	61	61
18:30	60	60
18:45	54	54
19:00	56	56
=====	=====	=====
Hour Totals	231	231

\*\*\*\*\*

Greiner, Inc.  
Traffic Counts  
Volume by Lane Report

Page 2

\*\*\*\*\*  
Data File : D1110002.PRN  
Station : 000000000021  
Identification : 000000000021  
\*\*\*\*\*

Lanes 1-1 are Westbound

Sat - Nov 10, 90

Lane	1	Total
19:15	49	49
19:30	46	46
19:45	44	44
20:00	28	28
=====	=====	=====
Hour Totals	167	167
20:15	43	43
20:30	29	29
20:45	38	38
21:00	33	33
=====	=====	=====
Hour Totals	143	143
21:15	45	45
21:30	38	38
21:45	39	39
22:00	36	36
=====	=====	=====
Hour Totals	158	158
22:15	38	38
22:30	42	42
22:45	26	26
23:00	39	39
=====	=====	=====
Hour Totals	145	145
23:15	42	42
23:30	34	34
23:45	39	39
24:00	23	23
=====	=====	=====
Hour Totals	138	138
=====	=====	=====
Grand Totals	4111	4111
Percentages	100.0	

\*\*\*\*\*

Greiner, Inc.  
Traffic Counts  
Volume by Lane Report

Page 5

\*\*\*\*\*  
Data File : D1111002.PRN  
Station : 000000000021 Count ratio : 2.00  
Identification : 000000000021 Interval : 15 minutes  
Start date : Nov 11, 90 Start time : 00:00  
Stop date : Nov 11, 90 Stop time : 24:00  
City/Town : TAMPA County : HILLSBOROUGH  
Location : LOIS @ I-275 WB OFF RAMP (WB)  
\*\*\*\*\*

Lanes 1-1 are Westbound

Sun - Nov 11, 90

Lane	1	Total
00:15	22	22
00:30	21	21
00:45	15	15
01:00	24	24
===== Hour Totals	82	82
01:15	19	19
01:30	17	17
01:45	13	13
02:00	12	12
===== Hour Totals	61	61
02:15	13	13
02:30	10	10
02:45	10	10
03:00	18	18
===== Hour Totals	51	51
03:15	19	19
03:30	8	8
03:45	4	4
04:00	7	7
===== Hour Totals	38	38
04:15	5	5
04:30	6	6
04:45	5	5
05:00	4	4
===== Hour Totals	20	20
05:15	2	2
05:30	2	2
05:45	3	3
06:00	3	3
===== Hour Totals	10	10

\*\*\*\*\*

Greiner, Inc.  
Traffic Counts  
Volume by Lane Report

Page 6

\*\*\*\*\*  
Data File : D1111002.PRN  
Station : 000000000021  
Identification : 000000000021  
\*\*\*\*\*

Lanes 1-1 are Westbound

Sun - Nov 11, 90

Lane	1	Total
-----	-----	-----
06:15	7	7
06:30	12	12
06:45	13	13
07:00	10	10
=====	=====	=====
Hour Totals	42	42
07:15	13	13
07:30	13	13
07:45	13	13
08:00	16	16
=====	=====	=====
Hour Totals	55	55
08:15	17	17
08:30	14	14
08:45	23	23
09:00	26	26
=====	=====	=====
Hour Totals	80	80
09:15	40	40
09:30	34	34
09:45	45	45
10:00	51	51
=====	=====	=====
Hour Totals	170	170
10:15	58	58
10:30	48	48
10:45	41	41
11:00	66	66
=====	=====	=====
Hour Totals	213	213
11:15	40	40
11:30	30	30
11:45	30	30
12:00	44	44
=====	=====	=====
Hour Totals	144	144
12:15	41	41
12:30	50	50
12:45	69	69

\*\*\*\*\*

Greiner, Inc.  
Traffic Counts  
Volume by Lane Report

Page 7

\*\*\*\*\*  
Data File : D1111002.PRN  
Station : 000000000021  
Identification : 000000000021  
\*\*\*\*\*  
Lanes 1-1 are Westbound  
-----

Sun - Nov 11, 90

Lane	1	Total
-----	-----	-----
13:00	60	60
=====	=====	=====
Hour Totals	220	220
13:15	51	51
13:30	64	64
13:45	62	62
14:00	53	53
=====	=====	=====
Hour Totals	230	230
14:15	48	48
14:30	46	46
14:45	53	53
15:00	60	60
=====	=====	=====
Hour Totals	207	207
15:15	66	66
15:30	64	64
15:45	58	58
16:00	68	68
=====	=====	=====
Hour Totals	256	256
16:15	41	41
16:30	61	61
16:45	67	67
17:00	63	63
=====	=====	=====
Hour Totals	232	232
17:15	73	73
17:30	65	65
17:45	55	55
18:00	57	57
=====	=====	=====
Hour Totals	250	250
18:15	52	52
18:30	66	66
18:45	56	56
19:00	52	52
=====	=====	=====
Hour Totals	226	226

\*\*\*\*\*

Greiner, Inc.  
Traffic Counts  
Volume by Lane Report

Page 8

\*\*\*\*\*  
Data File : D1111002.PRN  
Station : 000000000021  
Identification : 000000000021  
\*\*\*\*\*

Lanes 1-1 are Westbound

Sun - Nov 11, 90

Lane	1	Total
-----	-----	-----
19:15	50	50
19:30	53	53
19:45	42	42
20:00	38	38
=====	=====	=====
Hour Totals	183	183
20:15	31	31
20:30	40	40
20:45	36	36
21:00	31	31
=====	=====	=====
Hour Totals	138	138
21:15	32	32
21:30	32	32
21:45	23	23
22:00	29	29
=====	=====	=====
Hour Totals	116	116
22:15	31	31
22:30	18	18
22:45	25	25
23:00	24	24
=====	=====	=====
Hour Totals	98	98
23:15	16	16
23:30	20	20
23:45	17	17
24:00	18	18
=====	=====	=====
Hour Totals	71	71
=====	=====	=====
Grand Totals	3193	3193
Percentages	100.0	

\*\*\*\*\*



Greiner, Inc.  
Traffic Counts

Volume by Lane Report

Page 5

\*\*\*\*\*  
Data File : D1112002.PRN  
Station : 000000000021 Count ratio : 2.00  
Identification : 000000000021 Interval : 15 minutes  
Start date : Nov 12, 90 Start time : 00:00  
Stop date : Nov 12, 90 Stop time : 24:00  
City/Town : TAMPA County : HILLSBOROUGH  
Location : LOIS @ I-275 WB OFF RAMP (WB)  
\*\*\*\*\*

Lanes 1-1 are Westbound

Mon - Nov 12, 90

Lane	1	Total
00:15	13	13
00:30	7	7
00:45	5	5
01:00	8	8
===== Hour Totals	33	33
01:15	4	4
01:30	3	3
01:45	6	6
02:00	4	4
===== Hour Totals	17	17
02:15	6	6
02:30	5	5
02:45	3	3
03:00	6	6
===== Hour Totals	20	20
03:15	5	5
03:30	7	7
03:45	5	5
04:00	4	4
===== Hour Totals	21	21
04:15	1	1
04:30	3	3
04:45	4	4
05:00	8	8
===== Hour Totals	16	16
05:15	7	7
05:30	11	11
05:45	21	21
06:00	17	17
===== Hour Totals	56	56

\*\*\*\*\*

Greiner, Inc.  
Traffic Counts  
Volume by Lane Report

Page 6

\*\*\*\*\*  
Data File : D1112002.PRN  
Station : 000000000021  
Identification : 000000000021  
\*\*\*\*\*

Lanes 1-1 are Westbound

Mon - Nov 12, 90

Lane	1	Total
06:15	35	35
06:30	67	67
06:45	91	91
07:00	156	156
===== Hour Totals	349	349
07:15	153	153
07:30	192	192
07:45	202	202
08:00	200	200
===== Hour Totals	747	747
08:15	165	165
08:30	190	190
08:45	122	122
09:00	155	155
===== Hour Totals	632	632
09:15	87	87
09:30	66	66
09:45	86	86
10:00	104	104
===== Hour Totals	343	343
10:15	82	82
10:30	113	113
10:45	84	84
11:00	81	81
===== Hour Totals	360	360
11:15	71	71
11:30	85	85
11:45	94	94
12:00	97	97
===== Hour Totals	347	347
12:15	93	93
12:30	69	69
12:45	80	80

\*\*\*\*\*

Greiner, Inc.  
Traffic Counts  
Volume by Lane Report

Page 7

\*\*\*\*\*  
Data File : D1112002.PRN  
Station : 000000000021  
Identification : 000000000021  
\*\*\*\*\*

Lanes 1-1 are Westbound

Mon - Nov 12, 90

Lane	1	Total
-----	-----	-----
13:00	86	86
=====	=====	=====
Hour Totals	328	328
13:15	93	93
13:30	100	100
13:45	95	95
14:00	98	98
=====	=====	=====
Hour Totals	386	386
14:15	87	87
14:30	94	94
14:45	71	71
15:00	84	84
=====	=====	=====
Hour Totals	336	336
15:15	90	90
15:30	99	99
15:45	112	112
16:00	101	101
=====	=====	=====
Hour Totals	402	402
16:15	87	87
16:30	104	104
16:45	105	105
17:00	143	143
=====	=====	=====
Hour Totals	439	439
17:15	149	149
17:30	130	130
17:45	109	109
18:00	92	92
=====	=====	=====
Hour Totals	480	480
18:15	89	89
18:30	64	64
18:45	74	74
19:00	83	83
=====	=====	=====
Hour Totals	310	310

\*\*\*\*\*

Greiner, Inc.  
Traffic Counts  
Volume by Lane Report

Page 8

\*\*\*\*\*  
Data File : D1112002.PRN  
Station : 000000000021  
Identification : 000000000021  
\*\*\*\*\*

Lanes 1-1 are Westbound

Mon - Nov 12, 90

Lane	1	Total
19:15	40	40
19:30	49	49
19:45	37	37
20:00	37	37
=====	=====	=====
Hour Totals	163	163
20:15	24	24
20:30	30	30
20:45	36	36
21:00	39	39
=====	=====	=====
Hour Totals	129	129
21:15	23	23
21:30	31	31
21:45	29	29
22:00	28	28
=====	=====	=====
Hour Totals	111	111
22:15	24	24
22:30	18	18
22:45	13	13
23:00	15	15
=====	=====	=====
Hour Totals	70	70
23:15	8	8
23:30	12	12
23:45	11	11
24:00	12	12
=====	=====	=====
Hour Totals	43	43
=====	=====	=====
Grand Totals	6138	6138
Percentages	100.0	

\*\*\*\*\*

Greiner, Inc.  
Traffic Counts  
Volume by Lane Report

Page 5

\*\*\*\*\*  
Data File : D1113002.PRN  
Station : 000000000021 Count ratio : 2.00  
Identification : 000000000021 Interval : 15 minutes  
Start date : Nov 13, 90 Start time : 00:00  
Stop date : Nov 13, 90 Stop time : 24:00  
City/Town : TAMPA County : HILLSBOROUGH  
Location : LOIS @ I-275 WB OFF RAMP (WB)  
\*\*\*\*\*

Lanes 1-1 are Westbound  
-----

Tue - Nov 13, 90

Lane	1	Total
-----	-----	-----
00:15	9	9
00:30	4	4
00:45	2	2
01:00	5	5
=====	=====	=====
Hour Totals	20	20
01:15	1	1
01:30	4	4
01:45	2	2
02:00	3	3
=====	=====	=====
Hour Totals	10	10
02:15	0	0
02:30	0	0
02:45	1	1
03:00	0	0
=====	=====	=====
Hour Totals	1	1
03:15	1	1
03:30	1	1
03:45	0	0
04:00	1	1
=====	=====	=====
Hour Totals	3	3
04:15	1	1
04:30	1	1
04:45	0	0
05:00	3	3
=====	=====	=====
Hour Totals	5	5
05:15	0	0
05:30	4	4
05:45	12	12
06:00	10	10
=====	=====	=====
Hour Totals	26	26

\*\*\*\*\*

Greiner, Inc.  
Traffic Counts  
Volume by Lane Report

Page 6

\*\*\*\*\*  
Data File : D1113002.PRN  
Station : 000000000021  
Identification : 000000000021  
\*\*\*\*\*

Lanes 1-1 are Westbound

Tue - Nov 13, 90

Lane	1	Total
06:15	13	13
06:30	50	50
06:45	54	54
07:00	95	95
===== Hour Totals	212	212
07:15	84	84
07:30	153	153
07:45	219	219
08:00	199	199
===== Hour Totals	655	655
08:15	163	163
08:30	190	190
08:45	185	185
09:00	140	140
===== Hour Totals	678	678
09:15	134	134
09:30	100	100
09:45	94	94
10:00	107	107
===== Hour Totals	435	435
10:15	83	83
10:30	101	101
10:45	92	92
11:00	99	99
===== Hour Totals	375	375
11:15	84	84
11:30	109	109
11:45	89	89
12:00	107	107
===== Hour Totals	389	389
12:15	105	105
12:30	124	124
12:45	110	110

\*\*\*\*\*

Greiner, Inc.  
Traffic Counts  
Volume by Lane Report

Page 7

\*\*\*\*\*  
Data File : D1113002.PRN  
Station : 000000000021  
Identification : 000000000021  
\*\*\*\*\*

Lanes 1-1 are Westbound

Tue - Nov 13, 90

Lane	1	Total
13:00	117	117
=====	=====	=====
Hour Totals	456	456
13:15	115	115
13:30	117	117
13:45	108	108
14:00	116	116
=====	=====	=====
Hour Totals	456	456
14:15	137	137
14:30	114	114
14:45	102	102
15:00	142	142
=====	=====	=====
Hour Totals	495	495
15:15	118	118
15:30	111	111
15:45	112	112
16:00	130	130
=====	=====	=====
Hour Totals	471	471
16:15	124	124
16:30	137	137
16:45	165	165
17:00	192	192
=====	=====	=====
Hour Totals	618	618
17:15	188	188
17:30	229	229
17:45	209	209
18:00	153	153
=====	=====	=====
Hour Totals	779	779
18:15	106	106
18:30	113	113
18:45	85	85
19:00	85	85
=====	=====	=====
Hour Totals	389	389

\*\*\*\*\*

Greiner, Inc.  
Traffic Counts  
Volume by Lane Report

Page 8

```
*****
Data File       : D1113002.PRN
Station        : 000000000021
Identification  : 000000000021
*****
Lanes 1-1 are Westbound
-----
Tue - Nov 13, 90
Lane           1           Total
-----
19:15          66          66
19:30          70          70
19:45          49          49
20:00          50          50
=====
Hour Totals    235          235

20:15          31          31
20:30          40          40
20:45          36          36
21:00          48          48
=====
Hour Totals    155          155

21:15          57          57
21:30          42          42
21:45          30          30
22:00          45          45
=====
Hour Totals    174          174

22:15          28          28
22:30          33          33
22:45          27          27
23:00          24          24
=====
Hour Totals    112          112

23:15          14          14
23:30          29          29
23:45          15          15
24:00          13          13
=====
Hour Totals     71          71

=====
Grand Totals    7220          7220
Percentages     100.0
*****
```



Greiner, Inc.  
Traffic Counts  
Volume by Lane Report

Page 5

\*\*\*\*\*  
Data File : D1114002.PRN  
Station : 000000000021 Count ratio : 2.00  
Identification : 000000000021 Interval : 15 minutes  
Start date : Nov 14, 90 Start time : 00:00  
Stop date : Nov 14, 90 Stop time : 24:00  
City/Town : TAMPA County : HILLSBOROUGH  
Location : LOIS @ I-275 WB OFF RAMP (WB)  
\*\*\*\*\*

Lanes 1-1 are Westbound  
-----

Wed - Nov 14, 90

Lane	1	Total
00:15	10	10
00:30	11	11
00:45	10	10
01:00	9	9
=====	=====	=====
Hour Totals	40	40
01:15	11	11
01:30	3	3
01:45	6	6
02:00	2	2
=====	=====	=====
Hour Totals	22	22
02:15	4	4
02:30	1	1
02:45	5	5
03:00	3	3
=====	=====	=====
Hour Totals	13	13
03:15	4	4
03:30	7	7
03:45	3	3
04:00	3	3
=====	=====	=====
Hour Totals	17	17
04:15	3	3
04:30	3	3
04:45	2	2
05:00	8	8
=====	=====	=====
Hour Totals	16	16
05:15	4	4
05:30	7	7
05:45	15	15
06:00	32	32
=====	=====	=====
Hour Totals	58	58

\*\*\*\*\*

6-101

Greiner, Inc.  
Traffic Counts  
Volume by Lane Report

Page 6

\*\*\*\*\*  
Data File : D1114002.PRN  
Station : 000000000021  
Identification : 000000000021  
\*\*\*\*\*  
Lanes 1-1 are Westbound  
-----

Wed - Nov 14, 90

Lane	1	Total
06:15	9	9
06:30	56	56
06:45	71	71
07:00	96	96
=====	=====	=====
Hour Totals	232	232
07:15	156	156
07:30	233	233
07:45	203	203
08:00	166	166
=====	=====	=====
Hour Totals	758	758
08:15	199	199
08:30	155	155
08:45	144	144
09:00	129	129
=====	=====	=====
Hour Totals	627	627
09:15	113	113
09:30	70	70
09:45	87	87
10:00	98	98
=====	=====	=====
Hour Totals	368	368
10:15	94	94
10:30	77	77
10:45	94	94
11:00	98	98
=====	=====	=====
Hour Totals	363	363
11:15	84	84
11:30	114	114
11:45	139	139
12:00	138	138
=====	=====	=====
Hour Totals	475	475
12:15	91	91
12:30	123	123
12:45	116	116

\*\*\*\*\*

6-102

Greiner, Inc.  
Traffic Counts  
Volume by Lane Report

Page 7

\*\*\*\*\*  
Data File : D1114002.PRN  
Station : 000000000021  
Identification : 000000000021  
\*\*\*\*\*

Lanes 1-1 are Westbound  
-----

Wed - Nov 14, 90

Lane	1	Total
-----	-----	-----
13:00	82	82
=====	=====	=====
Hour Totals	412	412
13:15	108	108
13:30	120	120
13:45	131	131
14:00	108	108
=====	=====	=====
Hour Totals	467	467
14:15	108	108
14:30	132	132
14:45	112	112
15:00	121	121
=====	=====	=====
Hour Totals	473	473
15:15	101	101
15:30	137	137
15:45	113	113
16:00	137	137
=====	=====	=====
Hour Totals	488	488
16:15	126	126
16:30	125	125
16:45	157	157
17:00	143	143
=====	=====	=====
Hour Totals	551	551
17:15	133	133
17:30	198	198
17:45	169	169
18:00	150	150
=====	=====	=====
Hour Totals	650	650
18:15	112	112
18:30	73	73
18:45	70	70
19:00	68	68
=====	=====	=====
Hour Totals	323	323

\*\*\*\*\*

6-103

Greiner, Inc.  
Traffic Counts  
Volume by Lane Report

Page 8

\*\*\*\*\*  
Data File : D1114002.PRN  
Station : 000000000021  
Identification : 000000000021  
\*\*\*\*\*  
Lanes 1-1 are Westbound

-----  
Wed - Nov 14, 90

Lane	1	Total
-----	-----	-----
19:15	67	67
19:30	63	63
19:45	53	53
20:00	46	46
=====	=====	=====
Hour Totals	229	229
20:15	42	42
20:30	33	33
20:45	33	33
21:00	36	36
=====	=====	=====
Hour Totals	144	144
21:15	32	32
21:30	25	25
21:45	24	24
22:00	30	30
=====	=====	=====
Hour Totals	111	111
22:15	19	19
22:30	19	19
22:45	15	15
23:00	12	12
=====	=====	=====
Hour Totals	65	65
23:15	10	10
23:30	12	12
23:45	9	9
24:00	8	8
=====	=====	=====
Hour Totals	39	39
Grand Totals	6941	6941
Percentages	100.0	

\*\*\*\*\*

Greiner, Inc.  
Traffic Counts  
Volume by Lane Report

Page

\*\*\*\*\*

Data File : D1115002.PRN	
Station : 000000000021	Count ratio : 2.00
Identification : 000000000021	Interval : 15 minutes
Start date : Nov 15, 90	Start time : 00:00
Stop date : Nov 15, 90	Stop time : 24:00
City/Town : TAMPA	County : HILLSBOROUGH
Location : LOIS @ I-275 WB OFF RAMP (WB)	

\*\*\*\*\*

Lanes 1-1 are Westbound

-----  
Thu - Nov 15, 90

Lane	1	Total
-----	-----	-----
00:15	3	3
00:30	11	11
00:45	9	9
01:00	11	11
=====	=====	=====
Hour Totals	34	34
01:15	7	7
01:30	6	6
01:45	6	6
02:00	4	4
=====	=====	=====
Hour Totals	23	23
02:15	6	6
02:30	4	4
02:45	5	5
03:00	4	4
=====	=====	=====
Hour Totals	19	19
03:15	4	4
03:30	5	5
03:45	3	3
04:00	3	3
=====	=====	=====
Hour Totals	15	15
04:15	3	3
04:30	4	4
04:45	5	5
05:00	8	8
=====	=====	=====
Hour Totals	20	20
05:15	11	11
05:30	14	14
05:45	20	20
06:00	21	21
=====	=====	=====
Hour Totals	66	66

\*\*\*\*\*

Greiner, Inc.  
Traffic Counts  
Volume by Lane Report

Page

```
*****
Data File       : D1115002.PRN
Station        : 0000000000021
Identification : 0000000000021
*****
Lanes 1-1 are Westbound
-----
Thu - Nov 15, 90
Lane           1           Total
-----
06:15          39           39
06:30          68           68
06:45          74           74
07:00         114          114
=====
Hour Totals    295          295

07:15          183          183
07:30          186          186
07:45          201          201
08:00          205          205
=====
Hour Totals    775          775

08:15          166          166
08:30          179          179
08:45          167          167
09:00          165          165
=====
Hour Totals    677          677

09:15          113          113
09:30          105          105
09:45          109          109
10:00          100          100
=====
Hour Totals    427          427

10:15           97           97
10:30           84           84
10:45           91           91
11:00           99           99
=====
Hour Totals    371          371

11:15          107          107
11:30          108          108
11:45          127          127
12:00          130          130
=====
Hour Totals    472          472

12:15          138          138
12:30          108          108
12:45           98           98
*****
```

Greiner, Inc.  
Traffic Counts  
Volume by Lane Report

Page

\*\*\*\*\*  
Data File : D1115002.PRN  
Station : 000000000021  
Identification : 000000000021  
\*\*\*\*\*

Lanes 1-1 are Westbound

-----  
Thu - Nov 15, 90

Lane	1	Total
-----	-----	-----
13:00	119	119
=====	=====	=====
Hour Totals	463	463
13:15	121	121
13:30	112	112
13:45	115	115
14:00	108	108
=====	=====	=====
Hour Totals	456	456
14:15	133	133
14:30	127	127
14:45	124	124
15:00	121	121
=====	=====	=====
Hour Totals	505	505
15:15	109	109
15:30	122	122
15:45	117	117
16:00	127	127
=====	=====	=====
Hour Totals	475	475
16:15	139	139
16:30	126	126
16:45	142	142
17:00	175	175
=====	=====	=====
Hour Totals	582	582
17:15	163	163
17:30	195	195
17:45	157	157
18:00	160	160
=====	=====	=====
Hour Totals	675	675
18:15	100	100
18:30	113	113
18:45	93	93
19:00	89	89
=====	=====	=====
Hour Totals	395	395

\*\*\*\*\*

Greiner, Inc.  
Traffic Counts  
Volume by Lane Report

Page

\*\*\*\*\*  
Data File : D1115002.PRN  
Station : 000000000021  
Identification : 000000000021  
\*\*\*\*\*

Lanes 1-1 are Westbound

-----  
Thu - Nov 15, 90

Lane	1	Total
-----	-----	-----
19:15	85	85
19:30	63	63
19:45	44	44
20:00	39	39
=====	=====	=====
Hour Totals	231	231
20:15	60	60
20:30	41	41
20:45	37	37
21:00	37	37
=====	=====	=====
Hour Totals	175	175
21:15	44	44
21:30	69	69
21:45	53	53
22:00	42	42
=====	=====	=====
Hour Totals	208	208
22:15	42	42
22:30	37	37
22:45	21	21
23:00	19	19
=====	=====	=====
Hour Totals	119	119
23:15	17	17
23:30	22	22
23:45	19	19
24:00	18	18
=====	=====	=====
Hour Totals	76	76
=====	=====	=====
Grand Totals	7554	7554
Percentages	100.0	

\*\*\*\*\*



Greiner, Inc.  
Traffic Counts  
Volume by Lane Report

Page 5

\*\*\*\*\*

Data File : D1116008.PRN  
Station : 000000000021 Count ratio : 2.00  
Identification : 000000000021 Interval : 15 minutes  
Start date : Nov 16, 90 Start time : 00:00  
Stop date : Nov 16, 90 Stop time : 24:00  
City/Town : TAMPA County : HILLSBOROUGH  
Location : LOIS @ I-275 WB OFF RAMP (WB)

\*\*\*\*\*

Lanes 1-1 are Westbound

-----  
Fri - Nov 16, 90

Lane	1	Total
-----	-----	-----
00:15	11	11
00:30	12	12
00:45	13	13
01:00	12	12
=====	=====	=====
Hour Totals	48	48
01:15	12	12
01:30	1	1
01:45	6	6
02:00	3	3
=====	=====	=====
Hour Totals	22	22
02:15	3	3
02:30	5	5
02:45	7	7
03:00	6	6
=====	=====	=====
Hour Totals	21	21
03:15	2	2
03:30	4	4
03:45	4	4
04:00	2	2
=====	=====	=====
Hour Totals	12	12
04:15	4	4
04:30	3	3
04:45	3	3
05:00	13	13
=====	=====	=====
Hour Totals	23	23
05:15	5	5
05:30	12	12
05:45	22	22
06:00	30	30
=====	=====	=====
Hour Totals	69	69

\*\*\*\*\*

Greiner, Inc.  
Traffic Counts  
Volume by Lane Report

Page 6

\*\*\*\*\*  
Data File : D1116008.PRN  
Station : 000000000021  
Identification : 000000000021  
\*\*\*\*\*  
Lanes 1-1 are Westbound

Fri - Nov 16, 90

Lane	1	Total
06:15	47	47
06:30	64	64
06:45	94	94
07:00	148	148
===== Hour Totals	353	353
07:15	168	168
07:30	241	241
07:45	217	217
08:00	183	183
===== Hour Totals	809	809
08:15	194	194
08:30	213	213
08:45	156	156
09:00	161	161
===== Hour Totals	724	724
09:15	116	116
09:30	116	116
09:45	109	109
10:00	100	100
===== Hour Totals	441	441
10:15	95	95
10:30	105	105
10:45	91	91
11:00	107	107
===== Hour Totals	398	398
11:15	92	92
11:30	109	109
11:45	111	111
12:00	140	140
===== Hour Totals	452	452
12:15	108	108
12:30	118	118
12:45	111	111

\*\*\*\*\*

Greiner, Inc.  
Traffic Counts  
Volume by Lane Report

Page 7

\*\*\*\*\*  
Data File : D1116008.PRN  
Station : 000000000021  
Identification : 000000000021  
\*\*\*\*\*

Lanes 1-1 are Westbound

Fri - Nov 16, 90

Lane	1	Total
-----	-----	-----
13:00	127	127
=====	=====	=====
Hour Totals	464	464
13:15	113	113
13:30	98	98
13:45	124	124
14:00	123	123
=====	=====	=====
Hour Totals	458	458
14:15	121	121
14:30	115	115
14:45	120	120
15:00	124	124
=====	=====	=====
Hour Totals	480	480
15:15	121	121
15:30	124	124
15:45	141	141
16:00	134	134
=====	=====	=====
Hour Totals	520	520
16:15	135	135
16:30	139	139
16:45	159	159
17:00	154	154
=====	=====	=====
Hour Totals	587	587
17:15	175	175
17:30	186	186
17:45	149	149
18:00	141	141
=====	=====	=====
Hour Totals	651	651
18:15	104	104
18:30	93	93
18:45	102	102
19:00	89	89
=====	=====	=====
Hour Totals	388	388

\*\*\*\*\*

Greiner, Inc.  
Traffic Counts  
Volume by Lane Report

Page 8

\*\*\*\*\*  
Data File : D1116008.PRN  
Station : 000000000021  
Identification : 000000000021  
\*\*\*\*\*

Lanes 1-1 are Westbound

Fri - Nov 16, 90

Lane	1	Total
19:15	69	69
19:30	78	78
19:45	79	79
20:00	52	52
=====	=====	=====
Hour Totals	278	278
20:15	61	61
20:30	50	50
20:45	40	40
21:00	53	53
=====	=====	=====
Hour Totals	204	204
21:15	50	50
21:30	49	49
21:45	36	36
22:00	39	39
=====	=====	=====
Hour Totals	174	174
22:15	38	38
22:30	27	27
22:45	50	50
23:00	39	39
=====	=====	=====
Hour Totals	154	154
23:15	36	36
23:30	34	34
23:45	30	30
24:00	23	23
=====	=====	=====
Hour Totals	123	123
=====	=====	=====
Grand Totals	7853	7853
Percentages	100.0	

\*\*\*\*\*

Greiner, Inc.  
Traffic Counts  
Volume by Lane Report

Page 1

\*\*\*\*\*  
Data File : D1110001.PRN  
Station : 000000000020 Count ratio : 2.00  
Identification : 000000000020 Interval : 15 minutes  
Start date : Nov 10, 90 Start time : 00:00  
Stop date : Nov 10, 90 Stop time : 24:00  
City/Town : TAMPA County : HILLSBOROUGH  
Location : LOIS @ I-275 WB ON RAMP (WB)  
\*\*\*\*\*  
Lanes 1-1 are Westbound  
-----

Sat - Nov 10, 90

Lane	1	Total
-----	-----	-----
00:15	11	11
00:30	12	12
00:45	5	5
01:00	8	8
=====	=====	=====
Hour Totals	36	36
01:15	10	10
01:30	3	3
01:45	6	6
02:00	1	1
=====	=====	=====
Hour Totals	20	20
02:15	5	5
02:30	5	5
02:45	3	3
03:00	2	2
=====	=====	=====
Hour Totals	15	15
03:15	4	4
03:30	0	0
03:45	9	9
04:00	3	3
=====	=====	=====
Hour Totals	16	16
04:15	0	0
04:30	2	2
04:45	0	0
05:00	0	0
=====	=====	=====
Hour Totals	2	2
05:15	0	0
05:30	1	1
05:45	3	3
06:00	0	0
=====	=====	=====
Hour Totals	4	4

\*\*\*\*\*

Greiner, Inc.  
Traffic Counts  
Volume by Lane Report

Page 2

\*\*\*\*\*  
Data File : D1110001.PRN  
Station : 000000000020  
Identification : 000000000020  
\*\*\*\*\*

Lanes 1-1 are Westbound

Sat - Nov 10, 90

Lane	1	Total
06:15	2	2
06:30	3	3
06:45	10	10
07:00	4	4
===== Hour Totals	19	19
07:15	6	6
07:30	7	7
07:45	14	14
08:00	5	5
===== Hour Totals	32	32
08:15	18	18
08:30	12	12
08:45	15	15
09:00	20	20
===== Hour Totals	65	65
09:15	14	14
09:30	29	29
09:45	20	20
10:00	20	20
===== Hour Totals	83	83
10:15	23	23
10:30	26	26
10:45	22	22
11:00	24	24
===== Hour Totals	95	95
11:15	20	20
11:30	21	21
11:45	28	28
12:00	24	24
===== Hour Totals	93	93
12:15	42	42
12:30	29	29
12:45	21	21

\*\*\*\*\*

Greiner, Inc.  
Traffic Counts  
Volume by Lane Report

Page 3

\*\*\*\*\*  
Data File : D1110001.PRN  
Station : 000000000020  
Identification : 000000000020  
\*\*\*\*\*

Lanes 1-1 are Westbound

Sat - Nov 10, 90

Lane	1	Total
-----	-----	-----
13:00	30	30
=====	=====	=====
Hour Totals	122	122
13:15	29	29
13:30	22	22
13:45	25	25
14:00	16	16
=====	=====	=====
Hour Totals	92	92
14:15	24	24
14:30	23	23
14:45	31	31
15:00	23	23
=====	=====	=====
Hour Totals	101	101
15:15	30	30
15:30	40	40
15:45	30	30
16:00	33	33
=====	=====	=====
Hour Totals	133	133
16:15	36	36
16:30	31	31
16:45	18	18
17:00	27	27
=====	=====	=====
Hour Totals	112	112
17:15	37	37
17:30	20	20
17:45	24	24
18:00	17	17
=====	=====	=====
Hour Totals	98	98
18:15	19	19
18:30	21	21
18:45	16	16
19:00	18	18
=====	=====	=====
Hour Totals	74	74

\*\*\*\*\*

Greiner, Inc.  
Traffic Counts  
Volume by Lane Report

Page 4

\*\*\*\*\*  
Data File : D1110001.PRN  
Station : 000000000020  
Identification : 000000000020  
\*\*\*\*\*  
Lanes 1-1 are Westbound  
-----

Sat - Nov 10, 90

Lane	1	Total
-----	-----	-----
19:15	28	28
19:30	13	13
19:45	10	10
20:00	14	14
=====	=====	=====
Hour Totals	65	65
20:15	16	16
20:30	18	18
20:45	10	10
21:00	19	19
=====	=====	=====
Hour Totals	63	63
21:15	15	15
21:30	15	15
21:45	20	20
22:00	7	7
=====	=====	=====
Hour Totals	57	57
22:15	8	8
22:30	14	14
22:45	9	9
23:00	12	12
=====	=====	=====
Hour Totals	43	43
23:15	10	10
23:30	8	8
23:45	7	7
24:00	10	10
=====	=====	=====
Hour Totals	35	35
Grand Totals	1475	1475
Percentages	100.0	

\*\*\*\*\*



Greiner, Inc.  
Traffic Counts  
Volume by Lane Report

Page 1

\*\*\*\*\*  
Data File : D1111001.PRN  
Station : 000000000020 Count ratio : 2.00  
Identification : 000000000020 Interval : 15 minutes  
Start date : Nov 11, 90 Start time : 00:00  
Stop date : Nov 11, 90 Stop time : 24:00  
City/Town : TAMPA County : HILLSBOROUGH  
Location : LOIS @ I-275 WB ON RAMP (WB)  
\*\*\*\*\*

Lanes 1-1 are Westbound  
-----

Sun - Nov 11, 90

Lane	1	Total
00:15	5	5
00:30	8	8
00:45	8	8
01:00	8	8
=====	=====	=====
Hour Totals	29	29
01:15	7	7
01:30	5	5
01:45	5	5
02:00	4	4
=====	=====	=====
Hour Totals	21	21
02:15	7	7
02:30	10	10
02:45	5	5
03:00	3	3
=====	=====	=====
Hour Totals	25	25
03:15	4	4
03:30	1	1
03:45	2	2
04:00	3	3
=====	=====	=====
Hour Totals	10	10
04:15	2	2
04:30	2	2
04:45	0	0
05:00	3	3
=====	=====	=====
Hour Totals	7	7
05:15	2	2
05:30	1	1
05:45	4	4
06:00	1	1
=====	=====	=====
Hour Totals	8	8

\*\*\*\*\*

Greiner, Inc.  
Traffic Counts  
Volume by Lane Report

Page 2

\*\*\*\*\*  
Data File : D1111001.PRN  
Station : 000000000020  
Identification : 000000000020  
\*\*\*\*\*

Lanes 1-1 are Westbound

Sun - Nov 11, 90

Lane	1	Total
06:15	4	4
06:30	5	5
06:45	5	5
07:00	9	9
====	====	====
Hour Totals	23	23
07:15	5	5
07:30	7	7
07:45	11	11
08:00	7	7
====	====	====
Hour Totals	30	30
08:15	7	7
08:30	6	6
08:45	8	8
09:00	10	10
====	====	====
Hour Totals	31	31
09:15	18	18
09:30	9	9
09:45	10	10
10:00	14	14
====	====	====
Hour Totals	51	51
10:15	17	17
10:30	18	18
10:45	30	30
11:00	18	18
====	====	====
Hour Totals	83	83
11:15	23	23
11:30	18	18
11:45	14	14
12:00	24	24
====	====	====
Hour Totals	79	79
12:15	18	18
12:30	22	22
12:45	25	25

\*\*\*\*\*

Greiner, Inc.  
Traffic Counts  
Volume by Lane Report

Page 3

\*\*\*\*\*  
Data File : D1111001.PRN  
Station : 000000000020  
Identification : 000000000020  
\*\*\*\*\*

Lanes 1-1 are Westbound

Sun - Nov 11, 90

Lane	1	Total
-----	-----	-----
13:00	21	21
=====	=====	=====
Hour Totals	86	86
13:15	18	18
13:30	18	18
13:45	14	14
14:00	13	13
=====	=====	=====
Hour Totals	63	63
14:15	23	23
14:30	23	23
14:45	18	18
15:00	14	14
=====	=====	=====
Hour Totals	78	78
15:15	20	20
15:30	17	17
15:45	20	20
16:00	15	15
=====	=====	=====
Hour Totals	72	72
16:15	19	19
16:30	20	20
16:45	15	15
17:00	27	27
=====	=====	=====
Hour Totals	81	81
17:15	19	19
17:30	25	25
17:45	32	32
18:00	18	18
=====	=====	=====
Hour Totals	94	94
18:15	15	15
18:30	17	17
18:45	12	12
19:00	18	18
=====	=====	=====
Hour Totals	62	62

\*\*\*\*\*

6-119

Greiner, Inc.  
Traffic Counts  
Volume by Lane Report

Page 4

\*\*\*\*\*  
Data File : D1111001.PRN  
Station : 000000000020  
Identification : 000000000020  
\*\*\*\*\*

Lanes 1-1 are Westbound

Sun - Nov 11, 90

Lane	1	Total
-----	-----	-----
19:15	24	24
19:30	14	14
19:45	5	5
20:00	18	18
=====	=====	=====
Hour Totals	61	61
20:15	16	16
20:30	16	16
20:45	16	16
21:00	10	10
=====	=====	=====
Hour Totals	58	58
21:15	9	9
21:30	6	6
21:45	16	16
22:00	11	11
=====	=====	=====
Hour Totals	42	42
22:15	13	13
22:30	6	6
22:45	6	6
23:00	3	3
=====	=====	=====
Hour Totals	28	28
23:15	6	6
23:30	6	6
23:45	3	3
24:00	8	8
=====	=====	=====
Hour Totals	23	23
=====	=====	=====
Grand Totals	1145	1145
Percentages	100.0	

\*\*\*\*\* )

Greiner, Inc.  
Traffic Counts  
Volume by Lane Report

Page 1

\*\*\*\*\*

Data File : D1112001.PRN  
Station : 000000000020 Count ratio : 2.00  
Identification : 000000000020 Interval : 15 minutes  
Start date : Nov 12, 90 Start time : 00:00  
Stop date : Nov 12, 90 Stop time : 24:00  
City/Town : TAMPA County : HILLSBOROUGH  
Location : LOIS @ I-275 WB ON RAMP (WB)

\*\*\*\*\*

Lanes 1-1 are Westbound

-----  
Mon - Nov 12, 90

Lane	1	Total
-----	-----	-----
00:15	7	7
00:30	6	6
00:45	9	9
01:00	1	1
=====	=====	=====
Hour Totals	23	23
01:15	1	1
01:30	2	2
01:45	1	1
02:00	2	2
=====	=====	=====
Hour Totals	6	6
02:15	1	1
02:30	0	0
02:45	0	0
03:00	1	1
=====	=====	=====
Hour Totals	2	2
03:15	2	2
03:30	0	0
03:45	2	2
04:00	0	0
=====	=====	=====
Hour Totals	4	4
04:15	0	0
04:30	3	3
04:45	5	5
05:00	5	5
=====	=====	=====
Hour Totals	13	13
05:15	3	3
05:30	2	2
05:45	3	3
06:00	0	0
=====	=====	=====
Hour Totals	8	8

\*\*\*\*\*

Greiner, Inc.  
Traffic Counts  
Volume by Lane Report

Page 2

\*\*\*\*\*  
Data File : D1112001.PRN  
Station : 000000000020  
Identification : 000000000020  
\*\*\*\*\*

Lanes 1-1 are Westbound

Mon - Nov 12, 90

Lane	1	Total
06:15	10	10
06:30	13	13
06:45	22	22
07:00	12	12
===== Hour Totals	57	57
07:15	20	20
07:30	21	21
07:45	30	30
08:00	22	22
===== Hour Totals	93	93
08:15	17	17
08:30	25	25
08:45	26	26
09:00	27	27
===== Hour Totals	95	95
09:15	22	22
09:30	20	20
09:45	26	26
10:00	22	22
===== Hour Totals	90	90
10:15	28	28
10:30	39	39
10:45	20	20
11:00	31	31
===== Hour Totals	118	118
11:15	24	24
11:30	23	23
11:45	24	24
12:00	25	25
===== Hour Totals	96	96
12:15	37	37
12:30	27	27
12:45	37	37

\*\*\*\*\*

Greiner, Inc.  
Traffic Counts  
Volume by Lane Report

Page 3

\*\*\*\*\*  
Data File : D1112001.PRN  
Station : 000000000020  
Identification : 000000000020  
\*\*\*\*\*

Lanes 1-1 are Westbound

```

Mon - Nov 12, 90
Lane              1              Total
-----
13:00              31              31
=====
Hour Totals       132             132

13:15              28              28
13:30              32              32
13:45              30              30
14:00              25              25
=====
Hour Totals       115             115

14:15              29              29
14:30              35              35
14:45              29              29
15:00              27              27
=====
Hour Totals       120             120

15:15              40              40
15:30              28              28
15:45              23              23
16:00              26              26
=====
Hour Totals       117             117

16:15              27              27
16:30              32              32
16:45              42              42
17:00              41              41
=====
Hour Totals       142             142

17:15              43              43
17:30              27              27
17:45              42              42
18:00              36              36
=====
Hour Totals       148             148

18:15              31              31
18:30              26              26
18:45              27              27
19:00              28              28
=====
Hour Totals       112             112

```

\*\*\*\*\*

Greiner, Inc.  
Traffic Counts  
Volume by Lane Report

Page 4

\*\*\*\*\*  
Data File : D1112001.PRN  
Station : 000000000020  
Identification : 000000000020  
\*\*\*\*\*

Lanes 1-1 are Westbound

Mon - Nov 12, 90

Lane	1	Total
19:15	32	32
19:30	28	28
19:45	20	20
20:00	17	17
=====	=====	=====
Hour Totals	97	97
20:15	17	17
20:30	8	8
20:45	11	11
21:00	13	13
=====	=====	=====
Hour Totals	49	49
21:15	20	20
21:30	9	9
21:45	13	13
22:00	11	11
=====	=====	=====
Hour Totals	53	53
22:15	10	10
22:30	4	4
22:45	6	6
23:00	15	15
=====	=====	=====
Hour Totals	35	35
23:15	14	14
23:30	6	6
23:45	1	1
24:00	6	6
=====	=====	=====
Hour Totals	27	27
=====	=====	=====
Grand Totals	1752	1752
Percentages	100.0	

\*\*\*\*\*



Greiner, Inc.  
Traffic Counts  
Volume by Lane Report

Page 1

\*\*\*\*\*  
Data File : D1113001.PRN  
Station : 000000000020 Count ratio : 2.00  
Identification : 000000000020 Interval : 15 minutes  
Start date : Nov 13, 90 Start time : 00:00  
Stop date : Nov 13, 90 Stop time : 24:00  
City/Town : TAMPA County : HILLSBOROUGH  
Location : LDIS @ I-275 WB ON RAMP (WB)  
\*\*\*\*\*  
Lanes 1-1 are Westbound  
-----

Tue - Nov 13, 90

Lane	1	Total
-----	-----	-----
00:15	5	5
00:30	6	6
00:45	3	3
01:00	6	6
=====	=====	=====
Hour Totals	20	20
01:15	1	1
01:30	3	3
01:45	0	0
02:00	1	1
=====	=====	=====
Hour Totals	5	5
02:15	1	1
02:30	1	1
02:45	1	1
03:00	0	0
=====	=====	=====
Hour Totals	3	3
03:15	1	1
03:30	0	0
03:45	0	0
04:00	2	2
=====	=====	=====
Hour Totals	3	3
04:15	0	0
04:30	1	1
04:45	4	4
05:00	3	3
=====	=====	=====
Hour Totals	8	8
05:15	1	1
05:30	3	3
05:45	7	7
06:00	4	4
=====	=====	=====
Hour Totals	15	15

\*\*\*\*\*

Greiner, Inc.  
Traffic Counts  
Volume by Lane Report

Page 2

\*\*\*\*\*  
Data File : D1113001.PRN  
Station : 000000000020  
Identification : 000000000020  
\*\*\*\*\*

Lanes 1-1 are Westbound

Tue - Nov 13, 90

Lane	1	Total
-----	-----	-----
06:15	7	7
06:30	12	12
06:45	20	20
07:00	27	27
=====	=====	=====
Hour Totals	66	66
07:15	16	16
07:30	33	33
07:45	29	29
08:00	17	17
=====	=====	=====
Hour Totals	95	95
08:15	29	29
08:30	30	30
08:45	34	34
09:00	34	34
=====	=====	=====
Hour Totals	127	127
09:15	28	28
09:30	25	25
09:45	33	33
10:00	23	23
=====	=====	=====
Hour Totals	109	109
10:15	29	29
10:30	32	32
10:45	21	21
11:00	26	26
=====	=====	=====
Hour Totals	108	108
11:15	31	31
11:30	43	43
11:45	33	33
12:00	36	36
=====	=====	=====
Hour Totals	143	143
12:15	32	32
12:30	32	32
12:45	42	42

\*\*\*\*\*

Greiner, Inc.  
Traffic Counts  
Volume by Lane Report

Page 3

\*\*\*\*\*  
Data File : D1113001.PRN  
Station : 000000000020  
Identification : 000000000020  
\*\*\*\*\*

Lanes 1-1 are Westbound

Tue - Nov 13, 90

Lane	1	Total
-----	-----	-----
13:00	34	34
=====	=====	=====
Hour Totals	140	140
13:15	27	27
13:30	46	46
13:45	40	40
14:00	32	32
=====	=====	=====
Hour Totals	145	145
14:15	30	30
14:30	31	31
14:45	34	34
15:00	24	24
=====	=====	=====
Hour Totals	119	119
15:15	34	34
15:30	32	32
15:45	37	37
16:00	33	33
=====	=====	=====
Hour Totals	136	136
16:15	53	53
16:30	54	54
16:45	38	38
17:00	50	50
=====	=====	=====
Hour Totals	195	195
17:15	49	49
17:30	39	39
17:45	29	29
18:00	36	36
=====	=====	=====
Hour Totals	153	153
18:15	36	36
18:30	43	43
18:45	36	36
19:00	30	30
=====	=====	=====
Hour Totals	145	145

\*\*\*\*\*

Greiner, Inc.  
Traffic Counts  
Volume by Lane Report

Page 4

\*\*\*\*\*  
Data File : D1113001.PRN  
Station : 000000000020  
Identification : 000000000020  
\*\*\*\*\*

Lanes 1-1 are Westbound

Tue - Nov 13, 90

Lane	1	Total
19:15	31	31
19:30	22	22
19:45	20	20
20:00	17	17
=====	=====	=====
Hour Totals	90	90
20:15	14	14
20:30	20	20
20:45	20	20
21:00	26	26
=====	=====	=====
Hour Totals	80	80
21:15	22	22
21:30	20	20
21:45	15	15
22:00	14	14
=====	=====	=====
Hour Totals	71	71
22:15	12	12
22:30	14	14
22:45	8	8
23:00	6	6
=====	=====	=====
Hour Totals	40	40
23:15	16	16
23:30	6	6
23:45	7	7
24:00	5	5
=====	=====	=====
Hour Totals	34	34
=====	=====	=====
Grand Totals	2050	2050
Percentages	100.0	

\*\*\*\*\*

Greiner, Inc.  
Traffic Counts  
Volume by Lane Report

Page 1

\*\*\*\*\*

Data File : D1114001.PRN  
Station : 000000000020 Count ratio : 2.00  
Identification : 000000000020 Interval : 15 minutes  
Start date : Nov 14, 90 Start time : 00:00  
Stop date : Nov 14, 90 Stop time : 24:00  
City/Town : TAMPA County : HILLSBOROUGH  
Location : LDIS @ I-275 WB ON RAMP (WB)

\*\*\*\*\*

Lanes 1-1 are Westbound

-----  
Wed - Nov 14, 90

Lane	1	Total
-----	-----	-----
00:15	3	3
00:30	6	6
00:45	2	2
01:00	0	0
=====	=====	=====
Hour Totals	11	11
01:15	2	2
01:30	9	9
01:45	1	1
02:00	4	4
=====	=====	=====
Hour Totals	16	16
02:15	4	4
02:30	6	6
02:45	1	1
03:00	2	2
=====	=====	=====
Hour Totals	13	13
03:15	1	1
03:30	3	3
03:45	2	2
04:00	5	5
=====	=====	=====
Hour Totals	11	11
04:15	0	0
04:30	0	0
04:45	1	1
05:00	3	3
=====	=====	=====
Hour Totals	4	4
05:15	2	2
05:30	3	3
05:45	5	5
06:00	5	5
=====	=====	=====
Hour Totals	15	15

\*\*\*\*\*

Greiner, Inc.  
Traffic Counts  
Volume by Lane Report

Page 2

\*\*\*\*\*  
Data File : D1114001.PRN  
Station : 000000000020  
Identification : 000000000020  
\*\*\*\*\*

Lanes 1-1 are Westbound

-----  
Wed - Nov 14, 90

Lane	1	Total
-----	-----	-----
06:15	13	13
06:30	8	8
06:45	5	5
07:00	7	7
=====	=====	=====
Hour Totals	33	33
07:15	11	11
07:30	14	14
07:45	23	23
08:00	20	20
=====	=====	=====
Hour Totals	68	68
08:15	17	17
08:30	14	14
08:45	14	14
09:00	10	10
=====	=====	=====
Hour Totals	55	55
09:15	8	8
09:30	10	10
09:45	35	35
10:00	29	29
=====	=====	=====
Hour Totals	82	82
10:15	25	25
10:30	34	34
10:45	32	32
11:00	29	29
=====	=====	=====
Hour Totals	120	120
11:15	19	19
11:30	27	27
11:45	32	32
12:00	29	29
=====	=====	=====
Hour Totals	107	107
12:15	35	35
12:30	39	39
12:45	30	30

\*\*\*\*\*

Greiner, Inc.  
Traffic Counts  
Volume by Lane Report

Page 2

```
*****
Data File       : D1114001.PRN
Station        : 000000000020
Identification  : 000000000020
*****
Lanes 1-1 are Westbound
-----
```

```
Wed - Nov 14, 90
Lane           1           Total
-----
13:00          25          25
=====
Hour Totals    129        129

13:15          32          32
13:30          40          40
13:45          37          37
14:00          36          36
=====
Hour Totals    145        145

14:15          39          39
14:30          31          31
14:45          39          39
15:00          37          37
=====
Hour Totals    146        146

15:15          33          33
15:30          35          35
15:45          23          23
16:00          35          35
=====
Hour Totals    126        126

16:15          36          36
16:30          46          46
16:45          47          47
17:00          47          47
=====
Hour Totals    176        176

17:15          44          44
17:30          29          29
17:45          35          35
18:00          36          36
=====
Hour Totals    144        144

18:15          30          30
18:30          20          20
18:45          28          28
19:00          16          16
=====
Hour Totals     94         94
```

\*\*\*\*\*

Greiner, Inc.  
Traffic Counts  
Volume by Lane Report

Page 4

```
*****
Data File      : D1114001.PRN
Station       : 000000000020
Identification : 000000000020
*****
Lanes 1-1 are Westbound
```

Wed - Nov 14, 90

Lane	1	Total
19:15	12	12
19:30	12	12
19:45	12	12
20:00	13	13
=====	=====	=====
Hour Totals	49	49
20:15	15	15
20:30	24	24
20:45	19	19
21:00	15	15
=====	=====	=====
Hour Totals	73	73
21:15	15	15
21:30	14	14
21:45	20	20
22:00	14	14
=====	=====	=====
Hour Totals	63	63
22:15	18	18
22:30	8	8
22:45	10	10
23:00	10	10
=====	=====	=====
Hour Totals	46	46
23:15	9	9
23:30	10	10
23:45	8	8
24:00	8	8
=====	=====	=====
Hour Totals	35	35
Grand Totals	1761	1761
Percentages	100.0	

\*\*\*\*\*



Greiner, Inc.  
Traffic Counts  
Volume by Lane Report

Page 1

\*\*\*\*\*

Data File : D1115001.PRN  
Station : 000000000020 Count ratio : 2.00  
Identification : 000000000020 Interval : 15 minutes  
Start date : Nov 15, 90 Start time : 00:00  
Stop date : Nov 15, 90 Stop time : 24:00  
City/Town : TAMPA County : HILLSBOROUGH  
Location : LOIS @ I-275 WB ON RAMP (WB)

\*\*\*\*\*

Lanes 1-1 are Westbound

-----  
Thu - Nov 15, 90

Lane	1	Total
-----	-----	-----
00:15	6	6
00:30	5	5
00:45	2	2
01:00	7	7
=====	=====	=====
Hour Totals	20	20
01:15	2	2
01:30	4	4
01:45	2	2
02:00	7	7
=====	=====	=====
Hour Totals	15	15
02:15	1	1
02:30	2	2
02:45	0	0
03:00	1	1
=====	=====	=====
Hour Totals	4	4
03:15	1	1
03:30	0	0
03:45	3	3
04:00	0	0
=====	=====	=====
Hour Totals	4	4
04:15	3	3
04:30	2	2
04:45	2	2
05:00	1	1
=====	=====	=====
Hour Totals	8	8
05:15	1	1
05:30	2	2
05:45	6	6
06:00	13	13
=====	=====	=====
Hour Totals	22	22

\*\*\*\*\*

Greiner, Inc.  
Traffic Counts  
Volume by Lane Report

Page 2

\*\*\*\*\*  
Data File : D1115001.PRN  
Station : 000000000020  
Identification : 000000000020  
\*\*\*\*\*  
Lanes 1-1 are Westbound  
-----

Thu - Nov 15, 90

Lane	1	Total
-----	-----	-----
06:15	12	12
06:30	7	7
06:45	21	21
07:00	22	22
=====	=====	=====
Hour Totals	62	62
07:15	14	14
07:30	27	27
07:45	34	34
08:00	26	26
=====	=====	=====
Hour Totals	101	101
08:15	31	31
08:30	38	38
08:45	35	35
09:00	36	36
=====	=====	=====
Hour Totals	140	140
09:15	22	22
09:30	36	36
09:45	34	34
10:00	30	30
=====	=====	=====
Hour Totals	122	122
10:15	24	24
10:30	17	17
10:45	38	38
11:00	25	25
=====	=====	=====
Hour Totals	104	104
11:15	30	30
11:30	22	22
11:45	27	27
12:00	33	33
=====	=====	=====
Hour Totals	112	112
12:15	36	36
12:30	32	32
12:45	40	40

\*\*\*\*\*

Greiner, Inc.  
Traffic Counts  
Volume by Lane Report

Page 2

\*\*\*\*\*  
Data File : D1115001.PRN  
Station : 000000000020  
Identification : 000000000020  
\*\*\*\*\*

Lanes 1-1 are Westbound

-----  
Thu - Nov 15, 90

Lane	1	Total
-----	-----	-----
13:00	33	33
=====	=====	=====
Hour Totals	141	141
13:15	44	44
13:30	40	40
13:45	41	41
14:00	41	41
=====	=====	=====
Hour Totals	166	166
14:15	29	29
14:30	33	33
14:45	32	32
15:00	29	29
=====	=====	=====
Hour Totals	123	123
15:15	22	22
15:30	38	38
15:45	28	28
16:00	45	45
=====	=====	=====
Hour Totals	133	133
16:15	43	43
16:30	50	50
16:45	55	55
17:00	55	55
=====	=====	=====
Hour Totals	203	203
17:15	50	50
17:30	37	37
17:45	40	40
18:00	54	54
=====	=====	=====
Hour Totals	181	181
18:15	44	44
18:30	37	37
18:45	38	38
19:00	27	27
=====	=====	=====
Hour Totals	146	146

\*\*\*\*\*

Greiner, Inc.  
Traffic Counts  
Volume by Lane Report

Page 4

\*\*\*\*\*  
Data File : D1115001.PRN  
Station : 000000000020  
Identification : 000000000020  
\*\*\*\*\*

Lanes 1-1 are Westbound

-----  
Thu - Nov 15, 90

Lane	1	Total
-----	-----	-----
19:15	43	43
19:30	15	15
19:45	23	23
20:00	12	12
=====	=====	=====
Hour Totals	93	93
20:15	17	17
20:30	15	15
20:45	21	21
21:00	21	21
=====	=====	=====
Hour Totals	74	74
21:15	23	23
21:30	20	20
21:45	17	17
22:00	20	20
=====	=====	=====
Hour Totals	80	80
22:15	20	20
22:30	10	10
22:45	17	17
23:00	4	4
=====	=====	=====
Hour Totals	51	51
23:15	9	9
23:30	8	8
23:45	11	11
24:00	7	7
=====	=====	=====
Hour Totals	35	35
=====	=====	=====
Grand Totals	2140	2140
Percentages	100.0	

\*\*\*\*\*

Greiner, Inc.  
Traffic Counts  
Volume by Lane Report

Page 1

\*\*\*\*\*

Data File	: D1116007.PRN	
Station	: 000000000020	Count ratio : 2.00
Identification	: 000000000020	Interval : 15 minutes
Start date	: Nov 16, 90	Start time : 00:00
Stop date	: Nov 16, 90	Stop time : 24:00
City/Town	: TAMPA	County : HILLSBOROUGH
Location	: LOIS @ I-275 WB ON RAMP (WB)	

\*\*\*\*\*

Lanes 1-1 are Westbound

-----  
Fri - Nov 16, 90

Lane	1	Total
-----	-----	-----
00:15	6	6
00:30	6	6
00:45	2	2
01:00	3	3
=====	=====	=====
Hour Totals	17	17
01:15	4	4
01:30	2	2
01:45	4	4
02:00	2	2
=====	=====	=====
Hour Totals	12	12
02:15	4	4
02:30	2	2
02:45	1	1
03:00	1	1
=====	=====	=====
Hour Totals	8	8
03:15	1	1
03:30	6	6
03:45	0	0
04:00	1	1
=====	=====	=====
Hour Totals	8	8
04:15	5	5
04:30	2	2
04:45	4	4
05:00	8	8
=====	=====	=====
Hour Totals	19	19
05:15	0	0
05:30	3	3
05:45	9	9
06:00	7	7
=====	=====	=====
Hour Totals	19	19

\*\*\*\*\*

Greiner, Inc.  
Traffic Counts  
Volume by Lane Report

Page 2

\*\*\*\*\*  
Data File : D1116007.PRN  
Station : 000000000020  
Identification : 000000000020  
\*\*\*\*\*  
Lanes 1-1 are Westbound

Fri - Nov 16, 90

Lane	1	Total
06:15	17	17
06:30	13	13
06:45	16	16
07:00	16	16
===== Hour Totals	62	62
07:15	20	20
07:30	24	24
07:45	31	31
08:00	20	20
===== Hour Totals	95	95
08:15	29	29
08:30	42	42
08:45	35	35
09:00	31	31
===== Hour Totals	137	137
09:15	39	39
09:30	35	35
09:45	40	40
10:00	42	42
===== Hour Totals	156	156
10:15	41	41
10:30	29	29
10:45	33	33
11:00	25	25
===== Hour Totals	128	128
11:15	37	37
11:30	35	35
11:45	32	32
12:00	34	34
===== Hour Totals	138	138
12:15	40	40
12:30	40	40
12:45	41	41

\*\*\*\*\*

Greiner, Inc.  
Traffic Counts  
Volume by Lane Report

Page 3

\*\*\*\*\*  
Data File : D1116007.PRN  
Station : 000000000020  
Identification : 000000000020  
\*\*\*\*\*

Lanes 1-1 are Westbound

Fri - Nov 16, 90

Lane	1	Total
-----	-----	-----
13:00	41	41
=====	=====	=====
Hour Totals	162	162
13:15	31	31
13:30	55	55
13:45	47	47
14:00	38	38
=====	=====	=====
Hour Totals	171	171
14:15	33	33
14:30	38	38
14:45	32	32
15:00	33	33
=====	=====	=====
Hour Totals	136	136
15:15	31	31
15:30	42	42
15:45	53	53
16:00	41	41
=====	=====	=====
Hour Totals	167	167
16:15	52	52
16:30	37	37
16:45	49	49
17:00	53	53
=====	=====	=====
Hour Totals	191	191
17:15	57	57
17:30	47	47
17:45	38	38
18:00	35	35
=====	=====	=====
Hour Totals	177	177
18:15	32	32
18:30	36	36
18:45	31	31
19:00	32	32
=====	=====	=====
Hour Totals	131	131

\*\*\*\*\*

Greiner, Inc.  
Traffic Counts  
Volume by Lane Report

Page 4

\*\*\*\*\*1 →  
Data File : D1116007.PRN  
Station : 000000000020  
Identification : 000000000020  
\*\*\*\*\*1 →

Lanes 1-1 are Westbound

Fri - Nov 16, 90

Lane	1	Total
-----	-----	-----
19:15	25	25
19:30	23	23
19:45	26	26
20:00	12	12
=====	=====	=====
Hour Totals	86	86
20:15	10	10
20:30	25	25
20:45	13	13
21:00	13	13
=====	=====	=====
Hour Totals	61	61
21:15	12	12
21:30	16	16
21:45	0	0
22:00	2	2
=====	=====	=====
Hour Totals	30	30
22:15	2	2
22:30	1	1
22:45	3	3
23:00	2	2
=====	=====	=====
Hour Totals	8	8
23:15	1	1
23:30	1	1
23:45	0	0
24:00	0	0
=====	=====	=====
Hour Totals	2	2
=====	=====	=====
Grand Totals	2121	2121
Percentages	100.0	

\*\*\*\*\*1





Greiner, Inc.  
Traffic Counts  
Volume by Lane Report

Page 1

\*\*\*\*\*  
Data File : D1110001.PRN  
Station : 000000000007 Count ratio : 2.00  
Identification : 000000000007 Interval : 15 minutes  
Start date : Nov 10, 90 Start time : 00:00  
Stop date : Nov 10, 90 Stop time : 24:00  
City/Town : TAMPA County : HILLSBOROUGH  
Location : LOIS NB APPROACH to I-275 (NB)  
\*\*\*\*\*

Lanes 1-1 are Northbound  
-----

Sat - Nov 10, 90

Lane	1	Total
-----	-----	-----
00:15	24	24
00:30	25	25
00:45	16	16
01:00	20	20
=====	=====	=====
Hour Totals	85	85
01:15	19	19
01:30	7	7
01:45	11	11
02:00	4	4
=====	=====	=====
Hour Totals	41	41
02:15	8	8
02:30	7	7
02:45	8	8
03:00	3	3
=====	=====	=====
Hour Totals	26	26
03:15	5	5
03:30	2	2
03:45	13	13
04:00	8	8
=====	=====	=====
Hour Totals	28	28
04:15	2	2
04:30	8	8
04:45	4	4
05:00	3	3
=====	=====	=====
Hour Totals	17	17
05:15	5	5
05:30	12	12
05:45	13	13
06:00	16	16
=====	=====	=====
Hour Totals	46	46

\*\*\*\*\*

6-141

Greiner, Inc.  
Traffic Counts  
Volume by Lane Report

Page 2

\*\*\*\*\*  
Data File : D1110001.PRN  
Station : 000000000007  
Identification: 000000000007  
\*\*\*\*\*  
Lanes 1-1 are Northbound  
-----

Sat - Nov 10, 90

Lane	1	Total
-----	-----	-----
06:15	13	13
06:30	23	23
06:45	39	39
07:00	30	30
=====	=====	=====
Hour Totals	105	105
07:15	47	47
07:30	43	43
07:45	57	57
08:00	75	75
=====	=====	=====
Hour Totals	222	222
08:15	73	73
08:30	76	76
08:45	79	79
09:00	98	98
=====	=====	=====
Hour Totals	326	326
09:15	90	90
09:30	106	106
09:45	113	113
10:00	116	116
=====	=====	=====
Hour Totals	425	425
10:15	114	114
10:30	113	113
10:45	115	115
11:00	94	94
=====	=====	=====
Hour Totals	436	436
11:15	108	108
11:30	102	102
11:45	115	115
12:00	107	107
=====	=====	=====
Hour Totals	432	432
12:15	111	111
12:30	111	111
12:45	119	119

\*\*\*\*\*

Greiner, Inc.  
Traffic Counts  
Volume by Lane Report

Page 3

\*\*\*\*\*  
Data File : D1110001.PRN  
Station : 0000000000007  
Identification : 0000000000007  
\*\*\*\*\*

Lanes 1-1 are Northbound

Sat - Nov 10, 90

Lane	1	Total
-----	-----	-----
13:00	121	121
=====	=====	=====
Hour Totals	462	462
13:15	127	127
13:30	100	100
13:45	111	111
14:00	72	72
=====	=====	=====
Hour Totals	410	410
14:15	97	97
14:30	119	119
14:45	98	98
15:00	92	92
=====	=====	=====
Hour Totals	406	406
15:15	92	92
15:30	92	92
15:45	82	82
16:00	96	96
=====	=====	=====
Hour Totals	362	362
16:15	101	101
16:30	97	97
16:45	79	79
17:00	79	79
=====	=====	=====
Hour Totals	356	356
17:15	102	102
17:30	77	77
17:45	82	82
18:00	75	75
=====	=====	=====
Hour Totals	336	336
18:15	90	90
18:30	84	84
18:45	68	68
19:00	75	75
=====	=====	=====
Hour Totals	317	317

\*\*\*\*\*

6-143

Greiner, Inc.  
Traffic Counts  
Volume by Lane Report

Page 1

\*\*\*\*\*  
Data File : D1110001.PRN  
Station : 000000000007  
Identification : 000000000007  
\*\*\*\*\*

Lanes 1-1 are Northbound  
-----

Sat - Nov 10, 90

Lane	1	Total
-----	-----	-----
19:15	72	72
19:30	58	58
19:45	47	47
20:00	45	45
=====	=====	=====
Hour Totals	222	222
20:15	35	35
20:30	43	43
20:45	38	38
21:00	37	37
=====	=====	=====
Hour Totals	153	153
21:15	33	33
21:30	53	53
21:45	29	29
22:00	25	25
=====	=====	=====
Hour Totals	140	140
22:15	28	28
22:30	45	45
22:45	32	32
23:00	24	24
=====	=====	=====
Hour Totals	129	129
23:15	34	34
23:30	30	30
23:45	26	26
24:00	22	22
=====	=====	=====
Hour Totals	112	112
=====	=====	=====
Grand Totals	5594	5594
Percentages	100.0	

\*\*\*\*\*

Greiner, Inc.  
Traffic Counts  
Volume by Lane Report

Page 1

\*\*\*\*\*  
Data File : D1111001.PRN  
Station : 000000000007 Count ratio : 2.00  
Identification : 000000000007 Interval : 15 minutes  
Start date : Nov 11, 90 Start time : 00:00  
Stop date : Nov 11, 90 Stop time : 24:00  
City/Town : TAMPA County : HILLSBOROUGH  
Location : LOIS NORTHBOUND APPROACH to I-275 (NB)  
\*\*\*\*\*  
Lanes 1-1 are Northbound  
\*\*\*\*\*

Sun - Nov 11, 90

Lane	1	Total
00:15	34	34
00:30	24	24
00:45	12	12
01:00	14	14
=====	=====	=====
Hour Totals	84	84
01:15	26	26
01:30	22	22
01:45	32	32
02:00	26	26
=====	=====	=====
Hour Totals	106	106
02:15	20	20
02:30	22	22
02:45	16	16
03:00	8	8
=====	=====	=====
Hour Totals	66	66
03:15	10	10
03:30	6	6
03:45	6	6
04:00	12	12
=====	=====	=====
Hour Totals	34	34
04:15	6	6
04:30	8	8
04:45	4	4
05:00	10	10
=====	=====	=====
Hour Totals	28	28
05:15	6	6
05:30	8	8
05:45	14	14
06:00	10	10
=====	=====	=====
Hour Totals	38	38

\*\*\*\*\*

Greiner, Inc.  
Traffic Counts  
Volume by Lane Report

Page 2

\*\*\*\*\*  
Data File : D1111001.PRN  
Station : 000000000007  
Identification : 000000000007  
\*\*\*\*\*  
Lanes 1-1 are Northbound

Sun - Nov 11, 90

Lane	1	Total
06:15	20	20
06:30	38	38
06:45	28	28
07:00	42	42
===== Hour Totals	128	128
07:15	32	32
07:30	38	38
07:45	46	46
08:00	58	58
===== Hour Totals	174	174
08:15	42	42
08:30	62	62
08:45	67	67
09:00	69	69
===== Hour Totals	240	240
09:15	97	97
09:30	129	129
09:45	123	123
10:00	87	87
===== Hour Totals	436	436
10:15	135	135
10:30	155	155
10:45	177	177
11:00	141	141
===== Hour Totals	608	608
11:15	113	113
11:30	101	101
11:45	149	149
12:00	188	188
===== Hour Totals	551	551
12:15	161	161
12:30	183	183
12:45	143	143

\*\*\*\*\*

Greiner, Inc.  
Traffic Counts  
Volume by Lane Report

Page 3

\*\*\*\*\*  
Data File : D1111001.PRN  
Station : 000000000007  
Identification : 000000000007  
\*\*\*\*\*

Lanes 1-1 are Northbound

Sun - Nov 11, 90

Lane	1	Total
-----	-----	-----
13:00	210	210
=====	=====	=====
Hour Totals	697	697
13:15	165	165
13:30	187	187
13:45	163	163
14:00	137	137
=====	=====	=====
Hour Totals	652	652
14:15	161	161
14:30	185	185
14:45	129	129
15:00	137	137
=====	=====	=====
Hour Totals	612	612
15:15	145	145
15:30	131	131
15:45	159	159
16:00	137	137
=====	=====	=====
Hour Totals	572	572
16:15	161	161
16:30	159	159
16:45	153	153
17:00	117	117
=====	=====	=====
Hour Totals	590	590
17:15	95	95
17:30	111	111
17:45	157	157
18:00	101	101
=====	=====	=====
Hour Totals	464	464
18:15	87	87
18:30	111	111
18:45	113	113
19:00	115	115
=====	=====	=====
Hour Totals	426	426

\*\*\*\*\*



Greiner, Inc.  
Traffic Counts  
Volume by Lane Report

Page 4

\*\*\*\*\*  
Data File : D1111001.PRN  
Station : 000000000007  
Identification : 000000000007  
\*\*\*\*\*

Lanes 1-1 are Northbound

Sun - Nov 11, 90

Lane	1	Total
-----	-----	-----
19:15	69	69
19:30	52	52
19:45	71	71
20:00	85	85
=====	=====	=====
Hour Totals	277	277
20:15	71	71
20:30	36	36
20:45	56	56
21:00	44	44
=====	=====	=====
Hour Totals	207	207
21:15	38	38
21:30	48	48
21:45	40	40
22:00	30	30
=====	=====	=====
Hour Totals	156	156
22:15	34	34
22:30	26	26
22:45	34	34
23:00	28	28
=====	=====	=====
Hour Totals	122	122
23:15	30	30
23:30	24	24
23:45	14	14
24:00	16	16
=====	=====	=====
Hour Totals	84	84
=====	=====	=====
Grand Totals	7352	7352
Percentages	100.0	

\*\*\*\*\*

Greiner, Inc.  
Traffic Counts  
Volume by Lane Report

Page 1

\*\*\*\*\*  
Data File : D1112008.PRN  
Station : 000000000007 Count ratio : 2.00  
Identification : 000000000007 Interval : 15 minutes  
Start date : Nov 12, 90 Start time : 00:00  
Stop date : Nov 12, 90 Stop time : 24:00  
City/Town : TAMPA County : HILLSBOROUGH  
Location : LOIS NORTHBOUND APPROACH to I-275 (NB)  
\*\*\*\*\*  
Lanes 1-1 are Northbound  
-----

Mon - Nov 12, 90

Lane	1	Total
00:15	18	18
00:30	12	12
00:45	12	12
01:00	6	6
=====	=====	=====
Hour Totals	48	48
01:15	6	6
01:30	6	6
01:45	4	4
02:00	2	2
=====	=====	=====
Hour Totals	18	18
02:15	2	2
02:30	4	4
02:45	2	2
03:00	4	4
=====	=====	=====
Hour Totals	12	12
03:15	4	4
03:30	2	2
03:45	0	0
04:00	0	0
=====	=====	=====
Hour Totals	6	6
04:15	4	4
04:30	10	10
04:45	8	8
05:00	8	8
=====	=====	=====
Hour Totals	30	30
05:15	10	10
05:30	16	16
05:45	22	22
06:00	36	36
=====	=====	=====
Hour Totals	84	84

\*\*\*\*\*

Greiner, Inc.  
Traffic Counts  
Volume by Lane Report

Page 2

\*\*\*\*\*  
Data File : D1112008.PRN  
Station : 000000000007  
Identification : 000000000007  
\*\*\*\*\*  
Lanes 1-1 are Northbound

Mon - Nov 12, 90

Lane	1	Total
06:15	40	40
06:30	77	77
06:45	149	149
07:00	107	107
===== Hour Totals	373	373
07:15	177	177
07:30	220	220
07:45	256	256
08:00	318	318
===== Hour Totals	971	971
08:15	248	248
08:30	224	224
08:45	210	210
09:00	226	226
===== Hour Totals	908	908
09:15	199	199
09:30	179	179
09:45	153	153
10:00	248	248
===== Hour Totals	779	779
10:15	208	208
10:30	210	210
10:45	193	193
11:00	199	199
===== Hour Totals	810	810
11:15	244	244
11:30	230	230
11:45	228	228
12:00	218	218
===== Hour Totals	920	920
12:15	304	304
12:30	373	373
12:45	411	411

\*\*\*\*\*

Greiner, Inc.  
Traffic Counts  
Volume by Lane Report

Page 2

\*\*\*\*\*  
Data File : D1112008.PRN  
Station : 000000000007  
Identification : 000000000007  
\*\*\*\*\*

Lanes 1-1 are Northbound

Mon - Nov 12, 90

Lane	1	Total
-----	-----	-----
13:00	403	403
=====	=====	=====
Hour Totals	1491	1491
13:15	375	375
13:30	379	379
13:45	330	330
14:00	324	324
=====	=====	=====
Hour Totals	1408	1408
14:15	274	274
14:30	252	252
14:45	274	274
15:00	214	214
=====	=====	=====
Hour Totals	1014	1014
15:15	195	195
15:30	230	230
15:45	214	214
16:00	220	220
=====	=====	=====
Hour Totals	859	859
16:15	218	218
16:30	268	268
16:45	204	204
17:00	167	167
=====	=====	=====
Hour Totals	857	857
17:15	214	214
17:30	197	197
17:45	228	228
18:00	189	189
=====	=====	=====
Hour Totals	828	828
18:15	167	167
18:30	163	163
18:45	125	125
19:00	83	83
=====	=====	=====
Hour Totals	538	538

\*\*\*\*\*

6-151

Greiner, Inc.  
Traffic Counts  
Volume by Lane Report

Page 4

\*\*\*\*\*  
Data File : D1112008.PRN  
Station : 000000000007  
Identification : 000000000007  
\*\*\*\*\*

Lanes 1-1 are Northbound

Mon - Nov 12, 90

Lane	1	Total
19:15	105	105
19:30	93	93
19:45	77	77
20:00	87	87
===== Hour Totals	362	362
20:15	50	50
20:30	42	42
20:45	52	52
21:00	42	42
===== Hour Totals	186	186
21:15	58	58
21:30	40	40
21:45	30	30
22:00	32	32
===== Hour Totals	160	160
22:15	26	26
22:30	24	24
22:45	20	20
23:00	28	28
===== Hour Totals	98	98
23:15	18	18
23:30	12	12
23:45	26	26
24:00	28	28
===== Hour Totals	84	84
===== Grand Totals	12844	12844
Percentages	100.0	

\*\*\*\*\*

Greiner, Inc.  
Traffic Counts  
Volume by Lane Report

Page 1

\*\*\*\*\*  
Data File : D1113001.PRN  
Station : 000000000007 Count ratio : 2.00  
Identification : 000000000007 Interval : 15 minutes  
Start date : Nov 13, 90 Start time : 00:00  
Stop date : Nov 13, 90 Stop time : 24:00  
City/Town : TAMPA County : HILLSBOROUGH  
Location : LOIS NORTHBOUND APPROACH to I-275 (NB)  
\*\*\*\*\*

Lanes 1-1 are Northbound  
-----

Tue - Nov 13, 90

Lane	1	Total
-----	-----	-----
00:15	6	6
00:30	10	10
00:45	12	12
01:00	8	8
=====	=====	=====
Hour Totals	36	36
01:15	4	4
01:30	0	0
01:45	2	2
02:00	2	2
=====	=====	=====
Hour Totals	8	8
02:15	6	6
02:30	8	8
02:45	6	6
03:00	4	4
=====	=====	=====
Hour Totals	24	24
03:15	16	16
03:30	2	2
03:45	4	4
04:00	8	8
=====	=====	=====
Hour Totals	30	30
04:15	4	4
04:30	2	2
04:45	6	6
05:00	6	6
=====	=====	=====
Hour Totals	18	18
05:15	8	8
05:30	22	22
05:45	50	50
06:00	40	40
=====	=====	=====
Hour Totals	120	120

\*\*\*\*\*

Greiner, Inc.  
Traffic Counts  
Volume by Lane Report

Page 2

\*\*\*\*\*  
Data File : D1113001.PRN  
Station : 000000000007  
Identification : 000000000007  
\*\*\*\*\*

Lanes 1-1 are Northbound

Tue - Nov 13, 90

Lane	1	Total
06:15	58	58
06:30	83	83
06:45	119	119
07:00	208	208
Hour Totals	468	468
07:15	179	179
07:30	234	234
07:45	274	274
08:00	260	260
Hour Totals	947	947
08:15	284	284
08:30	256	256
08:45	262	262
09:00	175	175
Hour Totals	977	977
09:15	199	199
09:30	153	153
09:45	145	145
10:00	139	139
Hour Totals	636	636
10:15	218	218
10:30	234	234
10:45	153	153
11:00	210	210
Hour Totals	815	815
11:15	202	202
11:30	177	177
11:45	244	244
12:00	218	218
Hour Totals	841	841
12:15	238	238
12:30	312	312
12:45	316	316

\*\*\*\*\*

Greiner, Inc.  
Traffic Counts  
Volume by Lane Report

Page 3

\*\*\*\*\*  
Data File : D1113001.PRN  
Station : 000000000007  
Identification : 000000000007  
\*\*\*\*\*

Lanes 1-1 are Northbound

Tue - Nov 13, 90

Lane	1	Total
-----	-----	-----
13:00	270	270
=====	=====	=====
Hour Totals	1136	1136
13:15	256	256
13:30	274	274
13:45	270	270
14:00	320	320
=====	=====	=====
Hour Totals	1120	1120
14:15	214	214
14:30	181	181
14:45	264	264
15:00	210	210
=====	=====	=====
Hour Totals	869	869
15:15	214	214
15:30	220	220
15:45	206	206
16:00	193	193
=====	=====	=====
Hour Totals	833	833
16:15	175	175
16:30	197	197
16:45	175	175
17:00	216	216
=====	=====	=====
Hour Totals	763	763
17:15	236	236
17:30	218	218
17:45	193	193
18:00	161	161
=====	=====	=====
Hour Totals	808	808
18:15	169	169
18:30	121	121
18:45	135	135
19:00	129	129
=====	=====	=====
Hour Totals	554	554

\*\*\*\*\*

6-155



Greiner, Inc.  
Traffic Counts  
Volume by Lane Report

Page 4

\*\*\*\*\*  
Data File : D1113001.PRN  
Station : 000000000007  
Identification : 000000000007  
\*\*\*\*\*

Lanes 1-1 are Northbound

Tue - Nov 13, 90

Lane	1	Total
-----	-----	-----
19:15	103	103
19:30	93	93
19:45	79	79
20:00	83	83
=====	=====	=====
Hour Totals	358	358
20:15	50	50
20:30	73	73
20:45	58	58
21:00	73	73
=====	=====	=====
Hour Totals	254	254
21:15	42	42
21:30	36	36
21:45	32	32
22:00	20	20
=====	=====	=====
Hour Totals	130	130
22:15	38	38
22:30	36	36
22:45	38	38
23:00	18	18
=====	=====	=====
Hour Totals	130	130
23:15	16	16
23:30	8	8
23:45	14	14
24:00	12	12
=====	=====	=====
Hour Totals	50	50
=====	=====	=====
Grand Totals	11925	11925
Percentages	100.0	

\*\*\*\*\*

Greiner, Inc.  
Traffic Counts  
Volume by Lane Report

Page 1

\*\*\*\*\*

Data File : D1114001.PRN  
Station : 000000000007 Count ratio : 2.00  
Identification : 000000000007 Interval : 15 minutes  
Start date : Nov 14, 90 Start time : 00:00  
Stop date : Nov 14, 90 Stop time : 24:00  
City/Town : TAMPA County : HILLSBOROUGH  
Location : LOIS NORTHBOUND APPROACH to I-275 (NB)

\*\*\*\*\*

Lanes 1-1 are Northbound

-----  
Wed - Nov 14, 90

Lane	1	Total
-----	-----	-----
00:15	10	10
00:30	14	14
00:45	8	8
01:00	2	2
=====	=====	=====
Hour Totals	34	34
01:15	0	0
01:30	2	2
01:45	10	10
02:00	4	4
=====	=====	=====
Hour Totals	16	16
02:15	6	6
02:30	6	6
02:45	0	0
03:00	4	4
=====	=====	=====
Hour Totals	16	16
03:15	0	0
03:30	4	4
03:45	4	4
04:00	6	6
=====	=====	=====
Hour Totals	14	14
04:15	2	2
04:30	6	6
04:45	6	6
05:00	2	2
=====	=====	=====
Hour Totals	16	16
05:15	12	12
05:30	28	28
05:45	22	22
06:00	48	48
=====	=====	=====
Hour Totals	110	110

\*\*\*\*\*

6-157

Greiner, Inc.  
Traffic Counts  
Volume by Lane Report

Page 2

\*\*\*\*\*

Data File : D1114001.PRN

Station : 000000000007

Identification : 000000000007

\*\*\*\*\*

Lanes 1-1 are Northbound

-----  
Wed - Nov 14, 90

Lane	1	Total
-----	-----	-----
06:15	48	48
06:30	69	69
06:45	100	100
07:00	132	132
=====	=====	=====
Hour Totals	349	349
07:15	174	174
07:30	259	259
07:45	291	291
08:00	368	368
=====	=====	=====
Hour Totals	1092	1092
08:15	255	255
08:30	306	306
08:45	226	226
09:00	185	185
=====	=====	=====
Hour Totals	972	972
09:15	130	130
09:30	101	101
09:45	131	131
10:00	111	111
=====	=====	=====
Hour Totals	473	473
10:15	135	135
10:30	163	163
10:45	127	127
11:00	171	171
=====	=====	=====
Hour Totals	596	596
11:15	136	136
11:30	135	135
11:45	144	144
12:00	161	161
=====	=====	=====
Hour Totals	576	576
12:15	171	171
12:30	207	207
12:45	219	219

\*\*\*\*\*

Greiner, Inc.  
Traffic Counts  
Volume by Lane Report

Page 1

\*\*\*\*\*  
Data File : D1114001.PRN  
Station : 0000000000007  
Identification : 0000000000007  
\*\*\*\*\*

Lanes 1-1 are Northbound  
-----

Wed - Nov 14, 90

Lane	1	Total
-----	-----	-----
13:00	249	249
=====	=====	=====
Hour Totals	846	846
13:15	270	270
13:30	280	280
13:45	202	202
14:00	153	153
=====	=====	=====
Hour Totals	905	905
14:15	185	185
14:30	230	230
14:45	179	179
15:00	183	183
=====	=====	=====
Hour Totals	777	777
15:15	202	202
15:30	216	216
15:45	156	156
16:00	150	150
=====	=====	=====
Hour Totals	724	724
16:15	174	174
16:30	166	166
16:45	167	167
17:00	182	182
=====	=====	=====
Hour Totals	689	689
17:15	186	186
17:30	159	159
17:45	163	163
18:00	156	156
=====	=====	=====
Hour Totals	664	664
18:15	190	190
18:30	130	130
18:45	107	107
19:00	93	93
=====	=====	=====
Hour Totals	520	520

\*\*\*\*\*

Greiner, Inc.  
Traffic Counts  
Volume by Lane Report

Page

\*\*\*\*\*

Data File : D1114001.PRN  
Station : 000000000007  
Identification : 000000000007

\*\*\*\*\*

Lanes 1-1 are Northbound

Wed - Nov 14, 90

Lane	1	Total
-----	-----	-----
19:15	78	78
19:30	109	109
19:45	93	93
20:00	69	69
=====	=====	=====
Hour Totals	349	349
20:15	71	71
20:30	63	63
20:45	65	65
21:00	48	48
=====	=====	=====
Hour Totals	247	247
21:15	60	60
21:30	55	55
21:45	45	45
22:00	24	24
=====	=====	=====
Hour Totals	184	184
22:15	28	28
22:30	26	26
22:45	34	34
23:00	18	18
=====	=====	=====
Hour Totals	106	106
23:15	22	22
23:30	16	16
23:45	18	18
24:00	12	12
=====	=====	=====
Hour Totals	68	68
=====	=====	=====
Grand Totals	10343	10343
Percentages	100.0	

\*\*\*\*\*

Greiner, Inc.  
Traffic Counts  
Volume by Lane Report

Page

```
*****
Data File       : D1115004.PRN
Station        : 000000000007
Identification  : 000000000007
Start date     : Nov 15, 90
Stop date      : Nov 15, 90
City/Town      : TAMPA
Location       : LOIS NORTHBOUND APPROACH to I-275 (NB)
Count ratio    : 2.00
Interval       : 15 minutes
Start time     : 00:00
Stop time      : 24:00
County         : HILLSBOROUGH
*****
```

Lanes 1-1 are Northbound

-----  
Thu - Nov 15, 90

Lane	1	Total
-----	-----	-----
00:15	7	7
00:30	10	10
00:45	11	11
01:00	12	12
=====	=====	=====
Hour Totals	40	40
01:15	8	8
01:30	6	6
01:45	4	4
02:00	4	4
=====	=====	=====
Hour Totals	22	22
02:15	4	4
02:30	8	8
02:45	6	6
03:00	0	0
=====	=====	=====
Hour Totals	18	18
03:15	2	2
03:30	8	8
03:45	22	22
04:00	14	14
=====	=====	=====
Hour Totals	46	46
04:15	10	10
04:30	12	12
04:45	6	6
05:00	8	8
=====	=====	=====
Hour Totals	36	36
05:15	16	16
05:30	22	22
05:45	26	26
06:00	34	34
=====	=====	=====
Hour Totals	98	98

\*\*\*\*\*

Greiner, Inc.  
Traffic Counts  
Volume by Lane Report

Page

\*\*\*\*\*  
Data File : D1115004.PRN  
Station : 000000000007  
Identification : 000000000007  
\*\*\*\*\*  
Lanes 1-1 are Northbound

-----  
Thu - Nov 15, 90

Lane	1	Total
-----	-----	-----
06:15	71	71
06:30	87	87
06:45	101	101
07:00	106	106
=====	=====	=====
Hour Totals	365	365
07:15	249	249
07:30	241	241
07:45	271	271
08:00	293	293
=====	=====	=====
Hour Totals	1054	1054
08:15	174	174
08:30	176	176
08:45	192	192
09:00	220	220
=====	=====	=====
Hour Totals	762	762
09:15	193	193
09:30	212	212
09:45	222	222
10:00	226	226
=====	=====	=====
Hour Totals	853	853
10:15	230	230
10:30	234	234
10:45	226	226
11:00	195	195
=====	=====	=====
Hour Totals	885	885
11:15	214	214
11:30	202	202
11:45	224	224
12:00	220	220
=====	=====	=====
Hour Totals	860	860
12:15	228	228
12:30	234	234
12:45	236	236

\*\*\*\*\*

Greiner, Inc.  
Traffic Counts  
Volume by Lane Report

Page

\*\*\*\*\*  
Data File : D1115004.PRN  
Station : 000000000007  
Identification : 000000000007  
\*\*\*\*\*

Lanes 1-1 are Northbound

-----  
Thu - Nov 15, 90

Lane	1	Total
-----	-----	-----
13:00	244	244
=====	=====	=====
Hour Totals	942	942
13:15	238	238
13:30	210	210
13:45	220	220
14:00	153	153
=====	=====	=====
Hour Totals	821	821
14:15	199	199
14:30	210	210
14:45	195	195
15:00	185	185
=====	=====	=====
Hour Totals	789	789
15:15	191	191
15:30	183	183
15:45	165	165
16:00	161	161
=====	=====	=====
Hour Totals	700	700
16:15	206	206
16:30	189	189
16:45	230	230
17:00	272	272
=====	=====	=====
Hour Totals	897	897
17:15	173	173
17:30	175	175
17:45	183	183
18:00	159	159
=====	=====	=====
Hour Totals	690	690
18:15	173	173
18:30	121	121
18:45	167	167
19:00	131	131
=====	=====	=====
Hour Totals	592	592

\*\*\*\*\*



Greiner, Inc.  
Traffic Counts  
Volume by Lane Report

Page

\*\*\*\*\*  
Data File : D1115004.PRN  
Station : 000000000007  
Identification : 000000000007  
\*\*\*\*\*  
Lanes 1-1 are Northbound

-----  
Thu - Nov 15, 90

Lane	1	Total
-----	-----	-----
19:15	101	101
19:30	58	58
19:45	75	75
20:00	56	56
=====	=====	=====
Hour Totals	290	290
20:15	60	60
20:30	64	64
20:45	87	87
21:00	101	101
=====	=====	=====
Hour Totals	312	312
21:15	44	44
21:30	48	48
21:45	34	34
22:00	22	22
=====	=====	=====
Hour Totals	148	148
22:15	48	48
22:30	30	30
22:45	20	20
23:00	28	28
=====	=====	=====
Hour Totals	126	126
23:15	34	34
23:30	14	14
23:45	8	8
24:00	12	12
=====	=====	=====
Hour Totals	68	68
=====	=====	=====
Grand Totals	11414	11414
Percentages	100.0	

\*\*\*\*\*

Greiner, Inc.  
Traffic Counts  
Volume by Lane Report

Page

\*\*\*\*\*

Data File	: D1116010.PRN	
Station	: 0000000000007	Count ratio : 2.00
Identification	: 0000000000007	Interval : 15 minutes
Start date	: Nov 16, 90	Start time : 00:00
Stop date	: Nov 16, 90	Stop time : 24:00
City/Town	: TAMPA	County : HILLSBOROUGH
Location	: LOIS NORTHBOUND APPROACH to I-275 (NB)	

\*\*\*\*\*

Lanes 1-1 are Northbound

Fri - Nov 16, 90

Lane	1	Total
<hr/>		
00:15	18	18
00:30	10	10
00:45	6	6
01:00	6	6
=====	=====	=====
Hour Totals	40	40
01:15	8	8
01:30	14	14
01:45	8	8
02:00	6	6
=====	=====	=====
Hour Totals	36	36
02:15	4	4
02:30	2	2
02:45	6	6
03:00	8	8
=====	=====	=====
Hour Totals	20	20
03:15	4	4
03:30	4	4
03:45	10	10
04:00	6	6
=====	=====	=====
Hour Totals	24	24
04:15	4	4
04:30	6	6
04:45	10	10
05:00	6	6
=====	=====	=====
Hour Totals	26	26
05:15	8	8
05:30	20	20
05:45	46	46
06:00	34	34
=====	=====	=====
Hour Totals	108	108

\*\*\*\*\*

Greiner, Inc.  
Traffic Counts  
Volume by Lane Report

Page

\*\*\*\*\*  
Data File : D1116010.PRN  
Station : 000000000007  
Identification : 000000000007  
\*\*\*\*\*  
Lanes 1-1 are Northbound  
-----

Fri - Nov 16, 90

Lane	1	Total
06:15	64	64
06:30	79	79
06:45	119	119
07:00	145	145
=====	=====	=====
Hour Totals	407	407
07:15	171	171
07:30	230	230
07:45	359	359
08:00	276	276
=====	=====	=====
Hour Totals	1036	1036
08:15	242	242
08:30	232	232
08:45	197	197
09:00	175	175
=====	=====	=====
Hour Totals	846	846
09:15	262	262
09:30	183	183
09:45	133	133
10:00	230	230
=====	=====	=====
Hour Totals	808	808
10:15	179	179
10:30	153	153
10:45	234	234
11:00	163	163
=====	=====	=====
Hour Totals	729	729
11:15	159	159
11:30	187	187
11:45	189	189
12:00	197	197
=====	=====	=====
Hour Totals	732	732
12:15	195	195
12:30	274	274
12:45	228	228

\*\*\*\*\*

Greiner, Inc.  
Traffic Counts  
Volume by Lane Report

Page

\*\*\*\*\*  
Data File : D1116010.PRN  
Station : 000000000007  
Identification : 000000000007  
\*\*\*\*\*  
Lanes 1-1 are Northbound  
-----

Fri - Nov 16, 90

Lane	1	Total
-----	-----	-----
13:00	232	232
=====	=====	=====
Hour Totals	929	929
13:15	292	292
13:30	195	195
13:45	296	296
14:00	212	212
=====	=====	=====
Hour Totals	995	995
14:15	187	187
14:30	226	226
14:45	210	210
15:00	187	187
=====	=====	=====
Hour Totals	810	810
15:15	183	183
15:30	214	214
15:45	167	167
16:00	220	220
=====	=====	=====
Hour Totals	784	784
16:15	177	177
16:30	191	191
16:45	230	230
17:00	189	189
=====	=====	=====
Hour Totals	787	787
17:15	238	238
17:30	212	212
17:45	185	185
18:00	139	139
=====	=====	=====
Hour Totals	774	774
18:15	165	165
18:30	127	127
18:45	129	129
19:00	97	97
=====	=====	=====
Hour Totals	518	518

\*\*\*\*\*

Greiner, Inc.  
Traffic Counts  
Volume by Lane Report

Page

```
*****
Data File      : D1116010.PRN
Station       : 000000000007
Identification : 000000000007
*****
Lanes 1-1 are Northbound
-----
Fri - Nov 16, 90
Lane          1          Total
-----
19:15         151         151
19:30         129         129
19:45         121         121
20:00          79          79
=====
Hour Totals    480         480

20:15         103         103
20:30          73          73
20:45          58          58
21:00          44          44
=====
Hour Totals    278         278

21:15          66          66
21:30          42          42
21:45          40          40
22:00          66          66
=====
Hour Totals    214         214

22:15          58          58
22:30          40          40
22:45          28          28
23:00          30          30
=====
Hour Totals    156         156

23:15          38          38
23:30          32          32
23:45          34          34
24:00          22          22
=====
Hour Totals    126         126

=====
Grand Totals   11663       11663
Percentages    100.0
*****
```

Greiner, Inc.  
Traffic Counts  
Volume by Lane Report

Page 41

\*\*\*\*\*

Data File : D1110011.PRN  
Station : 0000000000002 Count ratio : 2.00  
Identification : 0000000000002 Interval : 15 minutes  
Start date : Nov 10, 90 Start time : 00:00  
Stop date : Nov 10, 90 Stop time : 24:00  
City/Town : TAMPA County : HILLSBOROUGH  
Location : LOIS bet. I-275 RAMP 1=NB 2=SB

\*\*\*\*\*

Lane 1 is Northbound - Lane 2 is Southbound

Sat - Nov 10, 90

Lane	1	2	Total
00:15	28	45	73
00:30	25	41	66
00:45	16	30	46
01:00	11	43	54
====	====	====	====
Hour Totals	80	159	239
01:15	24	15	39
01:30	10	20	30
01:45	9	15	24
02:00	3	19	22
====	====	====	====
Hour Totals	46	69	115
02:15	12	15	27
02:30	5	17	22
02:45	7	14	21
03:00	6	22	28
====	====	====	====
Hour Totals	30	68	98
03:15	4	9	13
03:30	2	8	10
03:45	12	14	26
04:00	12	9	21
====	====	====	====
Hour Totals	30	40	70
04:15	0	10	10
04:30	7	6	13
04:45	3	5	8
05:00	2	8	10
====	====	====	====
Hour Totals	12	29	41
05:15	5	5	10
05:30	5	5	10
05:45	8	11	19
06:00	9	12	21
====	====	====	====
Hour Totals	27	33	60

\*\*\*\*\*

Greiner, Inc.  
Traffic Counts  
Volume by Lane Report

Page 02

\*\*\*\*\*

Data File : D1110011.PRN  
Station : 000000000002  
Identification : 000000000002

\*\*\*\*\*

Lane 1 is Northbound - Lane 2 is Southbound

Sat - Nov 10, 90

Lane	1	2	Total
06:15	9	19	28
06:30	21	21	42
06:45	25	28	53
07:00	17	36	53
===== Hour Totals	72	104	176
07:15	34	36	70
07:30	36	32	68
07:45	49	60	109
08:00	75	55	130
===== Hour Totals	194	183	377
08:15	65	55	120
08:30	66	67	133
08:45	66	91	157
09:00	91	98	189
===== Hour Totals	288	311	599
09:15	80	77	157
09:30	83	92	175
09:45	95	96	191
10:00	100	129	229
===== Hour Totals	358	394	752
10:15	97	113	210
10:30	88	93	181
10:45	108	124	232
11:00	85	118	203
===== Hour Totals	378	448	826
11:15	95	101	196
11:30	101	129	230
11:45	106	131	237
12:00	89	136	225
===== Hour Totals	391	497	888
12:15	119	121	240
12:30	98	158	256
12:45	96	137	233

\*\*\*\*\*

Greiner, Inc.  
Traffic Counts  
Volume by Lane Report

Page 43

\*\*\*\*\*  
Data File : D1110011.PRN  
Station : 000000000002  
Identification : 000000000002  
\*\*\*\*\*

Lane 1 is Northbound - Lane 2 is Southbound  
-----

Sat - Nov 10, 90

Lane	1	2	Total
-----	-----	-----	-----
13:00	115	156	271
=====	=====	=====	=====
Hour Totals	428	572	1000
13:15	102	125	227
13:30	86	134	220
13:45	105	139	244
14:00	76	146	222
=====	=====	=====	=====
Hour Totals	369	544	913
14:15	91	136	227
14:30	102	145	247
14:45	78	120	198
15:00	92	110	202
=====	=====	=====	=====
Hour Totals	363	511	874
15:15	85	138	223
15:30	87	139	226
15:45	75	149	224
16:00	87	123	210
=====	=====	=====	=====
Hour Totals	334	549	883
16:15	93	117	210
16:30	83	158	241
16:45	66	142	208
17:00	58	143	201
=====	=====	=====	=====
Hour Totals	300	560	860
17:15	98	126	224
17:30	81	130	211
17:45	68	130	198
18:00	74	121	195
=====	=====	=====	=====
Hour Totals	321	507	828
18:15	74	117	191
18:30	68	109	177
18:45	60	94	154
19:00	75	112	187
=====	=====	=====	=====
Hour Totals	277	432	709

\*\*\*\*\*

6-171



Greiner, Inc.  
Traffic Counts  
Volume by Lane Report

Page 47

\*\*\*\*\*

Data File : D1110011.PRN  
Station : 0000000000002  
Identification : 0000000000002

\*\*\*\*\*

Lane 1 is Northbound - Lane 2 is Southbound

Sat - Nov 10, 90

Lane	1	2	Total
-----	-----	-----	-----
19:15	64	104	168
19:30	40	89	129
19:45	40	71	111
20:00	55	66	121
=====	=====	=====	=====
Hour Totals	199	330	529
20:15	40	73	113
20:30	51	57	108
20:45	29	60	89
21:00	45	76	121
=====	=====	=====	=====
Hour Totals	165	266	431
21:15	39	60	99
21:30	41	70	111
21:45	41	69	110
22:00	30	63	93
=====	=====	=====	=====
Hour Totals	151	262	413
22:15	34	65	99
22:30	38	55	93
22:45	35	51	86
23:00	35	65	100
=====	=====	=====	=====
Hour Totals	142	236	378
23:15	29	51	80
23:30	28	67	95
23:45	23	66	89
24:00	38	59	97
=====	=====	=====	=====
Hour Totals	118	243	361
Grand Totals	5073	7347	12420
Percentages	40.8	59.2	

\*\*\*\*\*

Greiner, Inc.  
Traffic Counts  
Volume by Lane Report

Page 3

```
*****
Data File       : D1111010.PRN
Station        : 0000000000002
Identification  : 0000000000002
Start date     : Nov 11, 90
Stop date      : Nov 11, 90
City/Town      : TAMPA
Location       : LOIS bet. I-275 RAMPS 1=NB 2=SB
Count ratio    : 2.00
Interval       : 15 minutes
Start time     : 00:00
Stop time      : 24:00
County         : HILLSBOROUGH
*****
```

Lane 1 is Northbound - Lane 2 is Southbound

Sun - Nov 11, 90

Lane	1	2	Total
00:15	22	36	58
00:30	23	44	67
00:45	10	27	37
01:00	11	30	41
====	====	====	====
Hour Totals	66	137	203
01:15	14	23	37
01:30	13	33	46
01:45	13	25	38
02:00	9	18	27
====	====	====	====
Hour Totals	49	99	148
02:15	20	20	40
02:30	14	17	31
02:45	10	21	31
03:00	9	29	38
====	====	====	====
Hour Totals	53	87	140
03:15	9	20	29
03:30	3	14	17
03:45	1	10	11
04:00	6	13	19
====	====	====	====
Hour Totals	19	57	76
04:15	8	8	16
04:30	3	2	5
04:45	1	6	7
05:00	8	4	12
====	====	====	====
Hour Totals	20	20	40
05:15	4	5	9
05:30	2	5	7
05:45	5	3	8
06:00	5	4	9
====	====	====	====
Hour Totals	16	17	33

\*\*\*\*\*

Greiner, Inc.  
Traffic Counts  
Volume by Lane Report

Page 3

\*\*\*\*\*  
Data File : D1111010.PRN  
Station : 000000000002  
Identification : 000000000002  
\*\*\*\*\*

Lane 1 is Northbound - Lane 2 is Southbound

Sun - Nov 11, 90

Lane	1	2	Total
06:15	6	9	15
06:30	21	21	42
06:45	12	17	29
07:00	19	15	34
====	====	====	====
Hour Totals	58	62	120
07:15	14	19	33
07:30	20	23	43
07:45	25	19	44
08:00	20	31	51
====	====	====	====
Hour Totals	79	92	171
08:15	22	24	46
08:30	25	21	46
08:45	21	40	61
09:00	36	47	83
====	====	====	====
Hour Totals	104	132	236
09:15	51	47	98
09:30	41	50	91
09:45	42	61	103
10:00	37	60	97
====	====	====	====
Hour Totals	171	218	389
10:15	52	69	121
10:30	65	55	120
10:45	69	74	143
11:00	61	90	151
====	====	====	====
Hour Totals	247	288	535
11:15	54	72	126
11:30	42	75	117
11:45	58	80	138
12:00	91	83	174
====	====	====	====
Hour Totals	245	310	555
12:15	78	96	174
12:30	66	99	165
12:45	60	129	189

\*\*\*\*\*

Greiner, Inc.  
Traffic Counts  
Volume by Lane Report

Page 38

\*\*\*\*\*  
Data File : D1111010.PRN  
Station : 000000000002  
Identification : 000000000002  
\*\*\*\*\*

Lane 1 is Northbound - Lane 2 is Southbound  
-----

Sun - Nov 11, 90

Lane	1	2	Total
-----	-----	-----	-----
13:00	86	110	196
=====	=====	=====	=====
Hour Totals	290	434	724
13:15	65	91	156
13:30	70	99	169
13:45	57	114	171
14:00	67	107	174
=====	=====	=====	=====
Hour Totals	259	411	670
14:15	75	91	166
14:30	72	98	170
14:45	62	111	173
15:00	71	115	186
=====	=====	=====	=====
Hour Totals	280	415	695
15:15	66	118	184
15:30	62	100	162
15:45	65	103	168
16:00	58	109	167
=====	=====	=====	=====
Hour Totals	251	430	681
16:15	74	83	157
16:30	60	104	164
16:45	67	111	178
17:00	70	101	171
=====	=====	=====	=====
Hour Totals	271	399	670
17:15	58	110	168
17:30	49	116	165
17:45	77	117	194
18:00	63	111	174
=====	=====	=====	=====
Hour Totals	247	454	701
18:15	58	91	149
18:30	47	98	145
18:45	69	102	171
19:00	49	81	130
=====	=====	=====	=====
Hour Totals	223	372	595

\*\*\*\*\*

Greiner, Inc.  
Traffic Counts  
Volume by Lane Report

Page 36

\*\*\*\*\*  
Data File : D1111010.PRN  
Station : 0000000000002  
Identification : 0000000000002  
\*\*\*\*\*

Lane 1 is Northbound - Lane 2 is Southbound

Sun - Nov 11, 90

Lane	1	2	Total
19:15	47	78	125
19:30	41	83	124
19:45	34	64	98
20:00	37	61	98
===== Hour Totals	159	286	445
20:15	40	69	109
20:30	31	67	98
20:45	22	69	91
21:00	25	54	79
===== Hour Totals	118	259	377
21:15	31	60	91
21:30	29	58	87
21:45	17	51	68
22:00	24	55	79
===== Hour Totals	101	224	325
22:15	20	49	69
22:30	19	35	54
22:45	16	37	53
23:00	15	39	54
===== Hour Totals	70	160	230
23:15	22	39	61
23:30	15	31	46
23:45	8	33	41
24:00	18	28	46
===== Hour Totals	63	131	194
===== Grand Totals	3459	5494	8953
Percentages	38.6	61.4	

\*\*\*\*\*

Greiner, Inc.  
Traffic Counts  
Volume by Lane Report

Page

```
*****
Data File       : D1112013.PRN
Station        : 0000000000002          Count ratio : 2.00
Identification : 0000000000002          Interval    : 15 minutes
Start date     : Nov 12, 90              Start time   : 00:00
Stop date      : Nov 12, 90              Stop time    : 24:00
City/Town      : TAMPA                   County       : HILLSBOROUGH
Location       : LDIS bet. I-275 RAMPS 1=NB 2=SB
*****
Lane 1 is Northbound - Lane 2 is Southbound
*****
```

Mon - Nov 12, 90

Lane	1	2	Total
00:15	10	25	35
00:30	13	7	20
00:45	18	14	32
01:00	4	14	18
Hour Totals	45	60	105
01:15	6	13	19
01:30	6	7	13
01:45	4	4	8
02:00	0	8	8
Hour Totals	16	32	48
02:15	5	7	12
02:30	4	6	10
02:45	2	2	4
03:00	5	10	15
Hour Totals	16	25	41
03:15	2	7	9
03:30	0	6	6
03:45	1	11	12
04:00	0	0	0
Hour Totals	3	24	27
04:15	2	0	2
04:30	7	7	14
04:45	8	2	10
05:00	6	11	17
Hour Totals	23	20	43
05:15	6	8	14
05:30	12	17	29
05:45	15	27	42
06:00	18	12	30
Hour Totals	51	64	115

\*\*\*\*\*

Greiner, Inc.  
Traffic Counts  
Volume by Lane Report

Page

\*\*\*\*\*  
Data File : D1112013.PRN  
Station : 000000000002  
Identification : 000000000002  
\*\*\*\*\*  
Lane 1 is Northbound - Lane 2 is Southbound  
-----

Mon - Nov 12, 90

Lane	1	2	Total
06:15	28	32	60
06:30	48	44	92
06:45	71	60	131
07:00	91	74	165
=====	=====	=====	=====
Hour Totals	238	210	448
07:15	135	103	238
07:30	185	96	281
07:45	233	123	356
08:00	219	129	348
=====	=====	=====	=====
Hour Totals	772	451	1223
08:15	188	143	331
08:30	179	136	315
08:45	156	131	287
09:00	139	128	267
=====	=====	=====	=====
Hour Totals	662	538	1200
09:15	116	132	248
09:30	84	92	176
09:45	105	125	230
10:00	114	134	248
=====	=====	=====	=====
Hour Totals	419	483	902
10:15	97	140	237
10:30	104	111	215
10:45	97	122	219
11:00	115	180	295
=====	=====	=====	=====
Hour Totals	413	553	966
11:15	113	168	281
11:30	109	158	267
11:45	110	243	353
12:00	144	242	386
=====	=====	=====	=====
Hour Totals	476	811	1287
12:15	168	278	446
12:30	182	198	380
12:45	210	193	403

\*\*\*\*\*1

Greiner, Inc.  
Traffic Counts  
Volume by Lane Report

Page

\*\*\*\*\*  
Data File : D1112013.PRN  
Station : 000000000002  
Identification : 000000000002  
\*\*\*\*\*  
Lane 1 is Northbound - Lane 2 is Southbound  
-----

Mon - Nov 12, 90

Lane	1	2	Total
-----	-----	-----	-----
13:00	216	215	431
=====	=====	=====	=====
Hour Totals	776	884	1660
13:15	191	203	394
13:30	181	176	357
13:45	153	153	306
14:00	154	152	306
=====	=====	=====	=====
Hour Totals	679	684	1363
14:15	152	171	323
14:30	134	178	312
14:45	121	155	276
15:00	106	153	259
=====	=====	=====	=====
Hour Totals	513	657	1170
15:15	118	215	333
15:30	120	199	319
15:45	94	209	303
16:00	119	238	357
=====	=====	=====	=====
Hour Totals	451	861	1312
16:15	116	266	382
16:30	121	304	425
16:45	122	313	435
17:00	107	291	398
=====	=====	=====	=====
Hour Totals	466	1174	1640
17:15	156	426	582
17:30	141	341	482
17:45	130	316	446
18:00	138	265	403
=====	=====	=====	=====
Hour Totals	565	1348	1913
18:15	104	221	325
18:30	82	170	252
18:45	83	169	252
19:00	70	143	213
=====	=====	=====	=====
Hour Totals	339	703	1042

\*\*\*\*\*



Greiner, Inc.  
Traffic Counts  
Volume by Lane Report

Page

\*\*\*\*\*  
Data File : D1112013.PRN  
Station : 000000000002  
Identification : 000000000002  
\*\*\*\*\*

Lane 1 is Northbound - Lane 2 is Southbound

Mon - Nov 12, 90

Lane	1	2	Total
19:15	80	139	219
19:30	60	113	173
19:45	56	120	176
20:00	54	85	139
=====	=====	=====	=====
Hour Totals	250	457	707
20:15	36	93	129
20:30	33	72	105
20:45	40	87	127
21:00	35	73	108
=====	=====	=====	=====
Hour Totals	144	325	469
21:15	49	68	117
21:30	30	63	93
21:45	28	49	77
22:00	15	66	81
=====	=====	=====	=====
Hour Totals	122	246	368
22:15	23	67	90
22:30	18	44	62
22:45	21	44	65
23:00	21	34	55
=====	=====	=====	=====
Hour Totals	83	189	272
23:15	18	31	49
23:30	21	26	47
23:45	21	32	53
24:00	11	25	36
=====	=====	=====	=====
Hour Totals	71	114	185
=====	=====	=====	=====
Grand Totals	7593	10913	18506
Percentages	41.0	59.0	

\*\*\*\*\*

Greiner, Inc.  
Traffic Counts  
Volume by Lane Report

Page

\*\*\*\*\*

Data File : D1113007.PRN	
Station : 0000000000002	Count ratio : 2.00
Identification : 0000000000002	Interval : 15 minutes
Start date : Nov 13, 90	Start time : 00:00
Stop date : Nov 13, 90	Stop time : 24:00
City/Town : TAMPA	County : HILLSBOROUGH
Location : LOIS bet. I-275 RAMPS 1=NB 2=SB	

\*\*\*\*\*

Lane 1 is Northbound - Lane 2 is Southbound

Tue - Nov 13, 90

Lane	1	2	Total
<hr/>			
00:15	12	12	24
00:30	12	16	28
00:45	7	15	22
01:00	7	17	24
=====	=====	=====	=====
Hour Totals	38	60	98
01:15	2	8	10
01:30	7	17	24
01:45	4	10	14
02:00	3	5	8
=====	=====	=====	=====
Hour Totals	16	40	56
02:15	3	8	11
02:30	2	6	8
02:45	2	3	5
03:00	2	2	4
=====	=====	=====	=====
Hour Totals	9	19	28
03:15	3	6	9
03:30	1	8	9
03:45	0	4	4
04:00	4	6	10
=====	=====	=====	=====
Hour Totals	8	24	32
04:15	1	0	1
04:30	3	5	8
04:45	8	12	20
05:00	6	3	9
=====	=====	=====	=====
Hour Totals	18	20	38
05:15	4	10	14
05:30	13	8	21
05:45	27	23	50
06:00	24	32	56
=====	=====	=====	=====
Hour Totals	68	73	141

\*\*\*\*\*

Greiner, Inc.  
Traffic Counts  
Volume by Lane Report

Page

```

*****
Data File       : D1113007.PRN
Station        : 0000000000002
Identification  : 0000000000002
*****
Lane 1 is Northbound - Lane 2 is Southbound
-----
Tue - Nov 13, 90

```

Lane	1	2	Total
06:15	34	26	60
06:30	61	48	109
06:45	72	60	132
07:00	140	94	234
=====	=====	=====	=====
Hour Totals	307	228	535
07:15	124	114	238
07:30	234	158	392
07:45	247	170	417
08:00	324	187	511
=====	=====	=====	=====
Hour Totals	929	629	1558
08:15	240	194	434
08:30	248	194	442
08:45	200	172	372
09:00	168	165	333
=====	=====	=====	=====
Hour Totals	856	725	1581
09:15	166	153	319
09:30	114	148	262
09:45	134	150	284
10:00	101	152	253
=====	=====	=====	=====
Hour Totals	515	603	1118
10:15	132	135	267
10:30	133	167	300
10:45	107	173	280
11:00	134	148	282
=====	=====	=====	=====
Hour Totals	506	623	1129
11:15	137	182	319
11:30	133	234	367
11:45	163	260	423
12:00	174	264	438
=====	=====	=====	=====
Hour Totals	607	940	1547
12:15	151	331	482
12:30	228	252	480
12:45	222	264	486

```

*****

```

Greiner, Inc.  
Traffic Counts  
Volume by Lane Report

Page

```
*****
Data File       : D1113007.PRN
Station        : 0000000000002
Identification  : 0000000000002
*****
Lane 1 is Northbound - Lane 2 is Southbound
-----
```

Tue - Nov 13, 90

Lane	1	2	Total
-----	-----	-----	-----
13:00	243	220	463
=====	=====	=====	=====
Hour Totals	844	1067	1911
13:15	197	231	428
13:30	191	195	386
13:45	190	186	376
14:00	178	208	386
=====	=====	=====	=====
Hour Totals	756	820	1576
14:15	154	211	365
14:30	144	179	323
14:45	163	220	383
15:00	133	205	338
=====	=====	=====	=====
Hour Totals	594	815	1409
15:15	124	226	350
15:30	134	205	339
15:45	161	277	438
16:00	139	286	425
=====	=====	=====	=====
Hour Totals	558	994	1552
16:15	126	309	435
16:30	142	330	472
16:45	119	373	492
17:00	159	382	541
=====	=====	=====	=====
Hour Totals	546	1394	1940
17:15	147	446	593
17:30	167	450	617
17:45	136	398	534
18:00	138	306	444
=====	=====	=====	=====
Hour Totals	588	1600	2188
18:15	118	246	364
18:30	116	229	345
18:45	113	167	280
19:00	92	152	244
=====	=====	=====	=====
Hour Totals	439	794	1233

\*\*\*\*\*

Greiner, Inc.  
Traffic Counts  
Volume by Lane Report

Page

```

*****
Data File       : D1113007.PRN
Station        : 0000000000002
Identification  : 0000000000002
*****
Lane 1 is Northbound - Lane 2 is Southbound
-----
Tue - Nov 13, 90

```

Lane	1	2	Total
19:15	83	157	240
19:30	68	131	199
19:45	55	115	170
20:00	62	99	161
=====	=====	=====	=====
Hour Totals	268	502	770
20:15	44	87	131
20:30	67	93	160
20:45	46	95	141
21:00	36	101	137
=====	=====	=====	=====
Hour Totals	193	376	569
21:15	56	131	187
21:30	39	106	145
21:45	30	72	102
22:00	26	79	105
=====	=====	=====	=====
Hour Totals	151	388	539
22:15	32	77	109
22:30	28	64	92
22:45	26	50	76
23:00	17	48	65
=====	=====	=====	=====
Hour Totals	103	239	342
23:15	26	51	77
23:30	11	45	56
23:45	16	38	54
24:00	12	22	34
=====	=====	=====	=====
Hour Totals	65	156	221
Grand Totals	8982	13129	22111
Percentages	40.6	59.4	

```

*****

```

Greiner, Inc.  
Traffic Counts  
Volume by Lane Report

Page 1

\*\*\*\*\*  
Data File : D1114006.PRN  
Station : 0000000000002 Count ratio : 2.00  
Identification : 0000000000002 Interval : 15 minutes  
Start date : Nov 14, 90 Start time : 00:00  
Stop date : Nov 14, 90 Stop time : 24:00  
City/Town : TAMPA County : HILLSBOROUGH  
Location : LOIS bet. I-275 RAMPS 1=NB 2=SB  
\*\*\*\*\*  
Lane 1 is Northbound - Lane 2 is Southbound  
-----

Wed - Nov 14, 90

Lane	1	2	Total
00:15	8	21	29
00:30	14	19	33
00:45	7	23	30
01:00	8	13	21
=====	=====	=====	=====
Hour Totals	37	76	113
01:15	10	14	24
01:30	12	13	25
01:45	5	9	14
02:00	4	6	10
=====	=====	=====	=====
Hour Totals	31	42	73
02:15	4	11	15
02:30	3	5	8
02:45	7	5	12
03:00	3	5	8
=====	=====	=====	=====
Hour Totals	17	26	43
03:15	6	11	17
03:30	2	4	6
03:45	4	5	9
04:00	3	2	5
=====	=====	=====	=====
Hour Totals	15	22	37
04:15	1	2	3
04:30	4	8	12
04:45	6	13	19
05:00	5	2	7
=====	=====	=====	=====
Hour Totals	16	25	41
05:15	5	7	12
05:30	10	9	19
05:45	20	25	45
06:00	25	38	63
=====	=====	=====	=====
Hour Totals	60	79	139

\*\*\*\*\*

Greiner, Inc.  
Traffic Counts  
Volume by Lane Report

Page 2

\*\*\*\*\*  
Data File : D1114006.PRN  
Station : 000000000002  
Identification : 000000000002  
\*\*\*\*\*

Lane 1 is Northbound - Lane 2 is Southbound

Wed - Nov 14, 90

Lane	1	2	Total
06:15	38	34	72
06:30	46	52	98
06:45	90	73	163
07:00	113	71	184
=====	=====	=====	=====
Hour Totals	287	230	517
07:15	138	109	247
07:30	215	159	374
07:45	248	182	430
08:00	318	192	510
=====	=====	=====	=====
Hour Totals	919	642	1561
08:15	250	197	447
08:30	271	194	465
08:45	205	205	410
09:00	184	187	371
=====	=====	=====	=====
Hour Totals	910	783	1693
09:15	141	142	283
09:30	108	151	259
09:45	131	162	293
10:00	123	150	273
=====	=====	=====	=====
Hour Totals	503	605	1108
10:15	119	149	268
10:30	113	155	268
10:45	130	159	289
11:00	145	156	301
=====	=====	=====	=====
Hour Totals	507	619	1126
11:15	133	184	317
11:30	122	218	340
11:45	160	290	450
12:00	181	282	463
=====	=====	=====	=====
Hour Totals	596	974	1570
12:15	171	297	468
12:30	188	268	456
12:45	220	232	452

\*\*\*\*\*

Greiner, Inc.  
Traffic Counts  
Volume by Lane Report

Page 2

\*\*\*\*\*  
Data File : D1114006.PRN  
Station : 000000000002  
Identification : 000000000002  
\*\*\*\*\*  
Lane 1 is Northbound - Lane 2 is Southbound  
-----

Wed - Nov 14, 90

Lane	1	2	Total
-----	-----	-----	-----
13:00	260	234	494
=====	=====	=====	=====
Hour Totals	839	1031	1870
13:15	201	217	418
13:30	217	224	441
13:45	162	240	402
14:00	183	221	404
=====	=====	=====	=====
Hour Totals	763	902	1665
14:15	151	212	363
14:30	161	191	352
14:45	133	211	344
15:00	146	200	346
=====	=====	=====	=====
Hour Totals	591	814	1405
15:15	166	241	407
15:30	154	269	423
15:45	144	267	411
16:00	125	306	431
=====	=====	=====	=====
Hour Totals	589	1083	1672
16:15	152	312	464
16:30	149	345	494
16:45	157	387	544
17:00	153	350	503
=====	=====	=====	=====
Hour Totals	611	1394	2005
17:15	153	455	608
17:30	138	409	547
17:45	150	417	567
18:00	135	276	411
=====	=====	=====	=====
Hour Totals	576	1557	2133
18:15	148	239	387
18:30	123	232	355
18:45	97	173	270
19:00	97	151	248
=====	=====	=====	=====
Hour Totals	465	795	1260

\*\*\*\*\*

6-187



Greiner, Inc.  
Traffic Counts  
Volume by Lane Report

Page 2

\*\*\*\*\*  
Data File : D1114006.PRN  
Station : 000000000002  
Identification : 000000000002  
\*\*\*\*\*

Lane 1 is Northbound - Lane 2 is Southbound

Wed - Nov 14, 90

Lane	1	2	Total
19:15	73	134	207
19:30	90	133	223
19:45	76	111	187
20:00	53	106	159
Hour Totals	292	484	776
20:15	54	118	172
20:30	56	88	144
20:45	57	97	154
21:00	40	139	179
Hour Totals	207	442	649
21:15	57	134	191
21:30	46	104	150
21:45	40	112	152
22:00	21	67	88
Hour Totals	164	417	581
22:15	31	81	112
22:30	31	67	98
22:45	27	45	72
23:00	25	50	75
Hour Totals	114	243	357
23:15	19	60	79
23:30	13	38	51
23:45	15	35	50
24:00	20	25	45
Hour Totals	67	158	225
Grand Totals	9176	13443	22619
Percentages	40.6	59.4	

\*\*\*\*\*

Greiner, Inc.  
Traffic Counts  
Volume by Lane Report

Page 2

\*\*\*\*\*

Data File : D1115006.PRN  
Station : 000000000002 Count ratio : 2.00  
Identification : 000000000002 Interval : 15 minutes  
Start date : Nov 15, 90 Start time : 00:00  
Stop date : Nov 15, 90 Stop time : 24:00  
City/Town : TAMPA County : HILLSBOROUGH  
Location : LOIS bet. I-275 RAMPS 1=NB 2=SB

\*\*\*\*\*

Lane 1 is Northbound - Lane 2 is Southbound

-----  
Thu - Nov 15, 90

Lane	1	2	Total
-----	-----	-----	-----
00:15	12	23	35
00:30	11	16	27
00:45	7	19	26
01:00	11	17	28
=====	=====	=====	=====
Hour Totals	41	75	116
01:15	10	15	25
01:30	8	18	26
01:45	12	19	31
02:00	5	7	12
=====	=====	=====	=====
Hour Totals	35	59	94
02:15	2	9	11
02:30	1	9	10
02:45	2	6	8
03:00	4	4	8
=====	=====	=====	=====
Hour Totals	9	28	37
03:15	2	4	6
03:30	0	8	8
03:45	4	3	7
04:00	1	1	2
=====	=====	=====	=====
Hour Totals	7	16	23
04:15	3	6	9
04:30	4	6	10
04:45	6	18	24
05:00	2	7	9
=====	=====	=====	=====
Hour Totals	15	37	52
05:15	5	6	11
05:30	8	18	26
05:45	29	26	55
06:00	24	28	52
=====	=====	=====	=====
Hour Totals	66	78	144

\*\*\*\*\*

6-189

Greiner, Inc.  
Traffic Counts  
Volume by Lane Report

Page 2

\*\*\*\*\*  
Data File : D1115006.PRN  
Station : 000000000002  
Identification : 000000000002  
\*\*\*\*\*

Lane 1 is Northbound - Lane 2 is Southbound  
-----

Thu - Nov 15, 90

Lane	1	2	Total
-----	-----	-----	-----
06:15	44	31	75
06:30	34	54	88
06:45	94	72	166
07:00	134	80	214
=====	=====	=====	=====
Hour Totals	306	237	543
07:15	134	142	276
07:30	217	148	365
07:45	238	165	403
08:00	323	175	498
=====	=====	=====	=====
Hour Totals	912	630	1542
08:15	265	200	465
08:30	269	194	463
08:45	189	214	403
09:00	188	182	370
=====	=====	=====	=====
Hour Totals	911	790	1701
09:15	137	132	269
09:30	134	155	289
09:45	117	171	288
10:00	110	145	255
=====	=====	=====	=====
Hour Totals	498	603	1101
10:15	103	162	265
10:30	120	123	243
10:45	128	145	273
11:00	135	186	321
=====	=====	=====	=====
Hour Totals	486	616	1102
11:15	102	201	303
11:30	130	227	357
11:45	132	280	412
12:00	185	312	497
=====	=====	=====	=====
Hour Totals	549	1020	1569
12:15	161	318	479
12:30	223	275	498
12:45	225	264	489

\*\*\*\*\*

Greiner, Inc.  
Traffic Counts  
Volume by Lane Report

Page 2

\*\*\*\*\*  
Data File : D1115006.PRN  
Station : 000000000002  
Identification : 000000000002  
\*\*\*\*\*

Lane 1 is Northbound - Lane 2 is Southbound

Thu - Nov 15, 90

Lane	1	2	Total
-----	-----	-----	-----
13:00	248	269	517
=====	=====	=====	=====
Hour Totals	857	1126	1983
13:15	257	223	480
13:30	238	246	484
13:45	220	227	447
14:00	191	187	378
=====	=====	=====	=====
Hour Totals	906	883	1789
14:15	189	227	416
14:30	151	176	327
14:45	151	206	357
15:00	142	239	381
=====	=====	=====	=====
Hour Totals	633	848	1481
15:15	123	212	335
15:30	171	230	401
15:45	140	268	408
16:00	158	295	453
=====	=====	=====	=====
Hour Totals	592	1005	1597
16:15	130	321	451
16:30	139	349	488
16:45	152	409	561
17:00	141	405	546
=====	=====	=====	=====
Hour Totals	562	1484	2046
17:15	167	491	658
17:30	192	398	590
17:45	219	357	576
18:00	187	307	494
=====	=====	=====	=====
Hour Totals	765	1553	2318
18:15	139	232	371
18:30	130	212	342
18:45	132	189	321
19:00	105	177	282
=====	=====	=====	=====
Hour Totals	506	810	1316

\*\*\*\*\*

6-191

Greiner, Inc.  
Traffic Counts  
Volume by Lane Report

Page 2

\*\*\*\*\*  
Data File : D1115006.PRN  
Station : 000000000002  
Identification : 000000000002  
\*\*\*\*\*  
Lane 1 is Northbound - Lane 2 is Southbound  
-----

Thu - Nov 15, 90

Lane	1	2	Total
-----	-----	-----	-----
19:15	98	142	240
19:30	88	119	207
19:45	59	104	163
20:00	52	102	154
=====	=====	=====	=====
Hour Totals	297	467	764
20:15	53	116	169
20:30	40	92	132
20:45	41	76	117
21:00	40	99	139
=====	=====	=====	=====
Hour Totals	174	383	557
21:15	48	135	183
21:30	48	150	198
21:45	40	101	141
22:00	49	81	130
=====	=====	=====	=====
Hour Totals	185	467	652
22:15	40	60	100
22:30	32	71	103
22:45	34	49	83
23:00	23	42	65
=====	=====	=====	=====
Hour Totals	129	222	351
23:15	22	35	57
23:30	19	44	63
23:45	26	34	60
24:00	7	25	32
=====	=====	=====	=====
Hour Totals	74	138	212
=====	=====	=====	=====
Grand Totals	9515	13575	23090
Percentages	41.2	58.8	

\*\*\*\*\*

Greiner, Inc.  
Traffic Counts  
Volume by Lane Report

Page 17

```
*****
Data File       : D1116005.PRN
Station        : 0000000000002
Identification  : 0000000000002
Start date     : Nov 16, 90
Stop date      : Nov 16, 90
City/Town      : TAMPA
Location       : LOIS bet. I-275 RAMPS 1=NB 2=SB
Count ratio    : 2.00
Interval       : 15 minutes
Start time     : 00:00
Stop time      : 24:00
County         : HILLSBOROUGH
*****
```

Lane 1 is Northbound - Lane 2 is Southbound

Fri - Nov 16, 90

Lane	1	2	Total
00:15	9	18	27
00:30	19	21	40
00:45	1	26	27
01:00	5	17	22
Hour Totals	34	82	116
01:15	11	18	29
01:30	7	4	11
01:45	11	14	25
02:00	4	8	12
Hour Totals	33	44	77
02:15	5	12	17
02:30	3	10	13
02:45	3	10	13
03:00	4	8	12
Hour Totals	15	40	55
03:15	2	2	4
03:30	6	10	16
03:45	2	5	7
04:00	5	4	9
Hour Totals	15	21	36
04:15	8	1	9
04:30	3	9	12
04:45	7	7	14
05:00	12	12	24
Hour Totals	30	29	59
05:15	4	10	14
05:30	8	16	24
05:45	33	19	52
06:00	20	27	47
Hour Totals	65	72	137

\*\*\*\*\*

6-193

Greiner, Inc.  
Traffic Counts  
Volume by Lane Report

Page 18

\*\*\*\*\*  
Data File : D1116005.PRN  
Station : 000000000002  
Identification : 000000000002  
\*\*\*\*\*  
Lane 1 is Northbound - Lane 2 is Southbound  
-----

Fri - Nov 16, 90

Lane	1	2	Total
06:15	43	28	71
06:30	60	44	104
06:45	84	74	158
07:00	132	85	217
=====	=====	=====	=====
Hour Totals	319	231	550
07:15	130	127	257
07:30	213	146	359
07:45	228	174	402
08:00	304	188	492
=====	=====	=====	=====
Hour Totals	875	635	1510
08:15	256	191	447
08:30	272	198	470
08:45	192	171	363
09:00	171	182	353
=====	=====	=====	=====
Hour Totals	891	742	1633
09:15	158	168	326
09:30	141	162	303
09:45	157	153	310
10:00	143	154	297
=====	=====	=====	=====
Hour Totals	599	637	1236
10:15	141	166	307
10:30	111	161	272
10:45	128	131	259
11:00	123	191	314
=====	=====	=====	=====
Hour Totals	503	649	1152
11:15	120	235	355
11:30	160	194	354
11:45	165	289	454
12:00	173	305	478
=====	=====	=====	=====
Hour Totals	618	1023	1641
12:15	206	291	497
12:30	214	257	471
12:45	214	251	465

\*\*\*\*\*

Greiner, Inc.  
Traffic Counts  
Volume by Lane Report

Page 19

\*\*\*\*\*  
Data File : D1116005.PRN  
Station : 000000000002  
Identification : 000000000002  
\*\*\*\*\*

Lane 1 is Northbound - Lane 2 is Southbound

Fri - Nov 16, 90

Lane	1	2	Total
13:00	251	255	506
=====	=====	=====	=====
Hour Totals	885	1054	1939
13:15	228	222	450
13:30	211	240	451
13:45	202	223	425
14:00	221	233	454
=====	=====	=====	=====
Hour Totals	862	918	1780
14:15	169	226	395
14:30	144	208	352
14:45	163	238	401
15:00	157	217	374
=====	=====	=====	=====
Hour Totals	633	889	1522
15:15	154	224	378
15:30	151	255	406
15:45	149	301	450
16:00	136	299	435
=====	=====	=====	=====
Hour Totals	590	1079	1669
16:15	137	368	505
16:30	144	356	500
16:45	149	389	538
17:00	152	371	523
=====	=====	=====	=====
Hour Totals	582	1484	2066
17:15	164	473	637
17:30	144	426	570
17:45	158	342	500
18:00	144	267	411
=====	=====	=====	=====
Hour Totals	610	1508	2118
18:15	115	218	333
18:30	108	182	290
18:45	97	178	275
19:00	105	153	258
=====	=====	=====	=====
Hour Totals	425	731	1156

\*\*\*\*\*



Greiner, Inc.  
Traffic Counts  
Volume by Lane Report

Page 20

```

*****
Data File       : D1116005.PRN
Station        : 000000000002
Identification  : 000000000002
*****
Lane 1 is Northbound - Lane 2 is Southbound
-----
Fri - Nov 16, 90
Lane           1           2           Total
-----
19:15         105         142         247
19:30         104         126         230
19:45          86         111         197
20:00          84          82         166
=====
Hour Totals    379         461         840

20:15          55         125         180
20:30          55          83         138
20:45          39          91         130
21:00          50          92         142
=====
Hour Totals    199         391         590

21:15          54          84         138
21:30          52          95         147
21:45          44          91         135
22:00          41          80         121
=====
Hour Totals    191         350         541

22:15          46          91         137
22:30          50         124         174
22:45          48         112         160
23:00          24          76         100
=====
Hour Totals    168         403         571

23:15          41          69         110
23:30          29          51          80
23:45          34          64          98
24:00          31          46          77
=====
Hour Totals    135         230         365

=====
Grand Totals   9656        13703        23359
Percentages    41.3         58.7
*****

```

Greiner, Inc.  
Traffic Counts  
Volume by Lane Report

Page 5

\*\*\*\*\*  
Data File : D1110003.PRN  
Station : 000000000004 Count ratio : 2.00  
Identification : 000000000004 Interval : 15 minutes  
Start date : Nov 10, 90 Start time : 00:00  
Stop date : Nov 10, 90 Stop time : 24:00  
City/Town : TAMPA County : HILLSBOROUGH  
Location : LOIS bet. I-275 & CYPRESS (SB)  
\*\*\*\*\*

Lanes 1-1 are Southbound  
-----

Sat - Nov 10, 90

Lane	1	Total
00:15	39	39
00:30	26	26
00:45	22	22
01:00	31	31
===== Hour Totals	118	118
01:15	10	10
01:30	14	14
01:45	12	12
02:00	11	11
===== Hour Totals	47	47
02:15	11	11
02:30	11	11
02:45	8	8
03:00	15	15
===== Hour Totals	45	45
03:15	9	9
03:30	6	6
03:45	6	6
04:00	5	5
===== Hour Totals	26	26
04:15	6	6
04:30	4	4
04:45	3	3
05:00	6	6
===== Hour Totals	19	19
05:15	2	2
05:30	3	3
05:45	2	2
06:00	7	7
===== Hour Totals	14	14

\*\*\*\*\*

6-197

Greiner, Inc.  
Traffic Counts  
Volume by Lane Report

Page 10

\*\*\*\*\*  
Data File : D1110003.PRN  
Station : 000000000004  
Identification : 000000000004  
\*\*\*\*\*

Lanes 1-1 are Southbound  
-----

Sat - Nov 10, 90

Lane	1	Total
06:15	11	11
06:30	12	12
06:45	19	19
07:00	20	20
=====	=====	=====
Hour Totals	62	62
07:15	24	24
07:30	19	19
07:45	41	41
08:00	35	35
=====	=====	=====
Hour Totals	119	119
08:15	43	43
08:30	49	49
08:45	65	65
09:00	76	76
=====	=====	=====
Hour Totals	233	233
09:15	49	49
09:30	71	71
09:45	69	69
10:00	82	82
=====	=====	=====
Hour Totals	271	271
10:15	96	96
10:30	59	59
10:45	77	77
11:00	98	98
=====	=====	=====
Hour Totals	330	330
11:15	72	72
11:30	84	84
11:45	98	98
12:00	80	80
=====	=====	=====
Hour Totals	334	334
12:15	98	98
12:30	110	110
12:45	94	94

\*\*\*\*\*

6-198

Greiner, Inc.  
Traffic Counts  
Volume by Lane Report

Page 11

\*\*\*\*\*  
Data File : D1110003.PRN  
Station : 0000000000004  
Identification : 0000000000004  
\*\*\*\*\*

Lanes 1-1 are Southbound

Sat - Nov 10, 90

Lane	1	Total
------	---	-------

13:00	112	112
-------	-----	-----

Hour Totals	414	414
-------------	-----	-----

13:15	86	86
-------	----	----

13:30	88	88
-------	----	----

13:45	96	96
-------	----	----

14:00	100	100
-------	-----	-----

Hour Totals	370	370
-------------	-----	-----

14:15	102	102
-------	-----	-----

14:30	97	97
-------	----	----

14:45	92	92
-------	----	----

15:00	76	76
-------	----	----

Hour Totals	367	367
-------------	-----	-----

15:15	104	104
-------	-----	-----

15:30	101	101
-------	-----	-----

15:45	104	104
-------	-----	-----

16:00	82	82
-------	----	----

Hour Totals	391	391
-------------	-----	-----

16:15	89	89
-------	----	----

16:30	115	115
-------	-----	-----

16:45	110	110
-------	-----	-----

17:00	96	96
-------	----	----

Hour Totals	410	410
-------------	-----	-----

17:15	91	91
-------	----	----

17:30	87	87
-------	----	----

17:45	97	97
-------	----	----

18:00	74	74
-------	----	----

Hour Totals	349	349
-------------	-----	-----

18:15	78	78
-------	----	----

18:30	76	76
-------	----	----

18:45	48	48
-------	----	----

19:00	64	64
-------	----	----

Hour Totals	266	266
-------------	-----	-----

\*\*\*\*\*

6-199

Greiner, Inc.  
Traffic Counts  
Volume by Lane Report

Page 12

\*\*\*\*\*  
Data File : D1110003.PRN  
Station : 000000000004  
Identification : 000000000004  
\*\*\*\*\*

Lanes 1-1 are Southbound  
-----

Sat - Nov 10, 90

Lane	1	Total
-----	-----	-----
19:15	75	75
19:30	56	56
19:45	46	46
20:00	52	52
=====	=====	=====
Hour Totals	229	229
20:15	45	45
20:30	44	44
20:45	35	35
21:00	57	57
=====	=====	=====
Hour Totals	181	181
21:15	33	33
21:30	44	44
21:45	53	53
22:00	40	40
=====	=====	=====
Hour Totals	170	170
22:15	45	45
22:30	37	37
22:45	37	37
23:00	47	47
=====	=====	=====
Hour Totals	166	166
23:15	28	28
23:30	43	43
23:45	48	48
24:00	38	38
=====	=====	=====
Hour Totals	157	157
=====	=====	=====
Grand Totals	5088	5088
Percentages	100.0	

\*\*\*\*\*

Greiner, Inc.  
Traffic Counts  
Volume by Lane Report

Page 9

\*\*\*\*\*

Data File : D1111003.PRN  
Station : 0000000000004 Count ratio : 2.00  
Identification : 0000000000004 Interval : 15 minutes  
Start date : Nov 11, 90 Start time : 00:00  
Stop date : Nov 11, 90 Stop time : 24:00  
City/Town : TAMPA County : HILLSBOROUGH  
Location : LOIS bet. I-275 & CYPRESS (SB)

\*\*\*\*\*

Lanes 1-1 are Southbound

Sun - Nov 11, 90

Lane	1	Total
00:15	26	26
00:30	28	28
00:45	25	25
01:00	22	22
===== Hour Totals	101	101
01:15	14	14
01:30	20	20
01:45	17	17
02:00	15	15
===== Hour Totals	66	66
02:15	17	17
02:30	16	16
02:45	11	11
03:00	7	7
===== Hour Totals	51	51
03:15	15	15
03:30	11	11
03:45	12	12
04:00	11	11
===== Hour Totals	49	49
04:15	8	8
04:30	3	3
04:45	4	4
05:00	3	3
===== Hour Totals	18	18
05:15	2	2
05:30	3	3
05:45	3	3
06:00	3	3
===== Hour Totals	11	11

\*\*\*\*\*

Greiner, Inc.  
Traffic Counts  
Volume by Lane Report

Page 10

\*\*\*\*\*  
Data File : D1111003.PRN  
Station : 0000000000004  
Identification : 0000000000004  
\*\*\*\*\*

Lanes 1-1 are Southbound

Sun - Nov 11, 90

Lane	1	Total
06:15	6	6
06:30	9	9
06:45	11	11
07:00	15	15
=====	=====	=====
Hour Totals	41	41
07:15	13	13
07:30	16	16
07:45	10	10
08:00	24	24
=====	=====	=====
Hour Totals	63	63
08:15	17	17
08:30	17	17
08:45	27	27
09:00	39	39
=====	=====	=====
Hour Totals	100	100
09:15	35	35
09:30	41	41
09:45	37	37
10:00	47	47
=====	=====	=====
Hour Totals	160	160
10:15	51	51
10:30	48	48
10:45	59	59
11:00	57	57
=====	=====	=====
Hour Totals	215	215
11:15	54	54
11:30	77	77
11:45	60	60
12:00	54	54
=====	=====	=====
Hour Totals	245	245
12:15	62	62
12:30	53	53
12:45	80	80

\*\*\*\*\*

6-202

Greiner, Inc.  
Traffic Counts  
Volume by Lane Report

Page 1:

\*\*\*\*\*  
Data File : D1111003.PRN  
Station : 000000000004  
Identification : 000000000004  
\*\*\*\*\*

Lanes 1-1 are Southbound

Sun - Nov 11, 90

Lane	1	Total
------	---	-------

13:00	80	80
-------	----	----

Hour Totals	275	275
-------------	-----	-----

13:15	57	57
-------	----	----

13:30	67	67
-------	----	----

13:45	77	77
-------	----	----

14:00	76	76
-------	----	----

Hour Totals	277	277
-------------	-----	-----

14:15	69	69
-------	----	----

14:30	90	90
-------	----	----

14:45	73	73
-------	----	----

15:00	80	80
-------	----	----

Hour Totals	312	312
-------------	-----	-----

15:15	74	74
-------	----	----

15:30	64	64
-------	----	----

15:45	66	66
-------	----	----

16:00	67	67
-------	----	----

Hour Totals	271	271
-------------	-----	-----

16:15	70	70
-------	----	----

16:30	55	55
-------	----	----

16:45	71	71
-------	----	----

17:00	60	60
-------	----	----

Hour Totals	256	256
-------------	-----	-----

17:15	63	63
-------	----	----

17:30	68	68
-------	----	----

17:45	67	67
-------	----	----

18:00	72	72
-------	----	----

Hour Totals	270	270
-------------	-----	-----

18:15	54	54
-------	----	----

18:30	61	61
-------	----	----

18:45	69	69
-------	----	----

19:00	47	47
-------	----	----

Hour Totals	231	231
-------------	-----	-----

\*\*\*\*\*

6-203



Greiner, Inc.  
Traffic Counts  
Volume by Lane Report

Page 18

\*\*\*\*\*  
Data File : D1111003.PRN  
Station : 000000000004  
Identification : 000000000004  
\*\*\*\*\*

Lanes 1-1 are Southbound

Sun - Nov 11, 90

Lane	1	Total
19:15	49	49
19:30	44	44
19:45	39	39
20:00	34	34
=====	=====	=====
Hour Totals	166	166
20:15	43	43
20:30	49	49
20:45	57	57
21:00	35	35
=====	=====	=====
Hour Totals	184	184
21:15	44	44
21:30	33	33
21:45	42	42
22:00	32	32
=====	=====	=====
Hour Totals	151	151
22:15	28	28
22:30	23	23
22:45	10	10
23:00	25	25
=====	=====	=====
Hour Totals	86	86
23:15	32	32
23:30	19	19
23:45	19	19
24:00	16	16
=====	=====	=====
Hour Totals	86	86
=====	=====	=====
Grand Totals	3685	3685
Percentages	100.0	

\*\*\*\*\*

Greiner, Inc.  
Traffic Counts  
Volume by Lane Report

Page 1

\*\*\*\*\*

Data File : D1112011.PRN  
Station : 000000000004 Count ratio : 2.00  
Identification : 000000000004 Interval : 15 minutes  
Start date : Nov 12, 90 Start time : 00:00  
Stop date : Nov 12, 90 Stop time : 24:00  
City/Town : TAMPA County : HILLSBOROUGH  
Location : LOIS bet. I-275 @ CYPRESS (Southbound)

\*\*\*\*\*

Lanes 1-1 are Southbound

Mon - Nov 12, 90

Lane	1	Total
00:15	21	21
00:30	5	5
00:45	7	7
01:00	11	11
=====	=====	=====
Hour Totals	44	44
01:15	8	8
01:30	5	5
01:45	4	4
02:00	3	3
=====	=====	=====
Hour Totals	20	20
02:15	7	7
02:30	0	0
02:45	2	2
03:00	3	3
=====	=====	=====
Hour Totals	12	12
03:15	5	5
03:30	3	3
03:45	7	7
04:00	0	0
=====	=====	=====
Hour Totals	15	15
04:15	0	0
04:30	3	3
04:45	7	7
05:00	7	7
=====	=====	=====
Hour Totals	17	17
05:15	5	5
05:30	10	10
05:45	11	11
06:00	10	10
=====	=====	=====
Hour Totals	36	36

\*\*\*\*\*

6-205

Greiner, Inc.  
Traffic Counts  
Volume by Lane Report

Page 1

\*\*\*\*\*  
Data File : D1112011.PRN  
Station : 000000000004  
Identification : 000000000004  
\*\*\*\*\* \*  
Lanes 1-1 are Southbound

Mon - Nov 12, 90

Lane	1	Total
06:15	25	25
06:30	24	24
06:45	50	50
07:00	32	32
=====	=====	=====
Hour Totals	131	131
07:15	64	64
07:30	63	63
07:45	77	77
08:00	81	81
=====	=====	=====
Hour Totals	285	285
08:15	100	100
08:30	81	81
08:45	93	93
09:00	94	94
=====	=====	=====
Hour Totals	368	368
09:15	96	96
09:30	69	69
09:45	91	91
10:00	103	103
=====	=====	=====
Hour Totals	359	359
10:15	102	102
10:30	75	75
10:45	99	99
11:00	124	124
=====	=====	=====
Hour Totals	400	400
11:15	146	146
11:30	123	123
11:45	193	193
12:00	183	183
=====	=====	=====
Hour Totals	645	645
12:15	234	234
12:30	171	171
12:45	147	147

\*\*\*\*\*

Greiner, Inc.  
Traffic Counts  
Volume by Lane Report

Page 1

\*\*\*\*\*  
Data File : D1112011.PRN  
Station : 000000000004  
Identification : 000000000004  
\*\*\*\*\*  
Lanes 1-1 are Southbound

Mon - Nov 12, 90

Lane	1	Total
-----	-----	-----
13:00	152	152
=====	=====	=====
Hour Totals	704	704
13:15	163	163
13:30	135	135
13:45	113	113
14:00	106	106
=====	=====	=====
Hour Totals	517	517
14:15	129	129
14:30	130	130
14:45	138	138
15:00	109	109
=====	=====	=====
Hour Totals	506	506
15:15	177	177
15:30	140	140
15:45	174	174
16:00	175	175
=====	=====	=====
Hour Totals	666	666
16:15	203	203
16:30	247	247
16:45	279	279
17:00	247	247
=====	=====	=====
Hour Totals	976	976
17:15	357	357
17:30	281	281
17:45	273	273
18:00	230	230
=====	=====	=====
Hour Totals	1141	1141
18:15	169	169
18:30	127	127
18:45	123	123
19:00	107	107
=====	=====	=====
Hour Totals	526	526

\*\*\*\*\*

6-207

Greiner, Inc.  
Traffic Counts  
Volume by Lane Report

Page 1

\*\*\*\*\*

Data File : D1112011.PRN  
Station : 000000000004  
Identification : 000000000004

\*\*\*\*\*

Lanes 1-1 are Southbound

Mon - Nov 12, 90

Lane	1	Total
-----	-----	-----
19:15	94	94
19:30	82	82
19:45	88	88
20:00	69	69
=====	=====	=====
Hour Totals	333	333
20:15	65	65
20:30	49	49
20:45	60	60
21:00	57	57
=====	=====	=====
Hour Totals	231	231
21:15	44	44
21:30	50	50
21:45	35	35
22:00	43	43
=====	=====	=====
Hour Totals	172	172
22:15	50	50
22:30	23	23
22:45	30	30
23:00	21	21
=====	=====	=====
Hour Totals	124	124
23:15	27	27
23:30	17	17
23:45	17	17
24:00	21	21
=====	=====	=====
Hour Totals	82	82
=====	=====	=====
Grand Totals	8310	8310
Percentages	100.0	

\*\*\*\*\*

Greiner, Inc.  
Traffic Counts  
Volume by Lane Report

Page 1

\*\*\*\*\*  
Data File : D1113004.PRN  
Station : 000000000004 Count ratio : 2.00  
Identification : 000000000004 Interval : 15 minutes  
Start date : Nov 13, 90 Start time : 00:00  
Stop date : Nov 13, 90 Stop time : 24:00  
City/Town : TAMPA County : HILLSBOROUGH  
Location : LOIS bet. I-275 @ CYPRESS (Southbound)  
\*\*\*\*\*

Lanes 1-1 are Southbound  
-----

Tue - Nov 13, 90

Lane	1	Total
-----	-----	-----
00:15	12	12
00:30	16	16
00:45	9	9
01:00	10	10
=====	=====	=====
Hour Totals	47	47
01:15	7	7
01:30	15	15
01:45	5	5
02:00	4	4
=====	=====	=====
Hour Totals	31	31
02:15	8	8
02:30	3	3
02:45	3	3
03:00	1	1
=====	=====	=====
Hour Totals	15	15
03:15	3	3
03:30	1	1
03:45	3	3
04:00	2	2
=====	=====	=====
Hour Totals	9	9
04:15	0	0
04:30	4	4
04:45	10	10
05:00	2	2
=====	=====	=====
Hour Totals	16	16
05:15	6	6
05:30	7	7
05:45	13	13
06:00	24	24
=====	=====	=====
Hour Totals	50	50

\*\*\*\*\*

6-209

Greiner, Inc.  
Traffic Counts  
Volume by Lane Report

Page 1

\*\*\*\*\*  
Data File : D1113004.PRN  
Station : 000000000004  
Identification : 000000000004  
\*\*\*\*\*

Lanes 1-1 are Southbound  
-----

Tue - Nov 13, 90

Lane	1	Total
-----	-----	-----
06:15	16	16
06:30	32	32
06:45	46	46
07:00	73	73
=====	=====	=====
Hour Totals	167	167
07:15	82	82
07:30	114	114
07:45	120	120
08:00	134	134
=====	=====	=====
Hour Totals	450	450
08:15	139	139
08:30	150	150
08:45	130	130
09:00	123	123
=====	=====	=====
Hour Totals	542	542
09:15	102	102
09:30	136	136
09:45	114	114
10:00	134	134
=====	=====	=====
Hour Totals	486	486
10:15	110	110
10:30	118	118
10:45	124	124
11:00	130	130
=====	=====	=====
Hour Totals	482	482
11:15	156	156
11:30	189	189
11:45	236	236
12:00	216	216
=====	=====	=====
Hour Totals	797	797
12:15	277	277
12:30	204	204
12:45	204	204

\*\*\*\*\*

Greiner, Inc.  
Traffic Counts  
Volume by Lane Report

Page 1

\*\*\*\*\*  
Data File : D1113004.PRN  
Station : 000000000004  
Identification : 000000000004  
\*\*\*\*\*  
Lanes 1-1 are Southbound  
-----

Tue - Nov 13, 90

Lane	1	Total
-----	-----	-----
13:00	177	177
=====	=====	=====
Hour Totals	862	862
13:15	187	187
13:30	148	148
13:45	141	141
14:00	144	144
=====	=====	=====
Hour Totals	620	620
14:15	156	156
14:30	148	148
14:45	171	171
15:00	134	134
=====	=====	=====
Hour Totals	609	609
15:15	186	186
15:30	166	166
15:45	225	225
16:00	215	215
=====	=====	=====
Hour Totals	792	792
16:15	271	271
16:30	282	282
16:45	315	315
17:00	317	317
=====	=====	=====
Hour Totals	1185	1185
17:15	409	409
17:30	397	397
17:45	331	331
18:00	247	247
=====	=====	=====
Hour Totals	1384	1384
18:15	214	214
18:30	179	179
18:45	136	136
19:00	118	118
=====	=====	=====
Hour Totals	647	647

\*\*\*\*\*

6-211



Greiner, Inc.  
Traffic Counts  
Volume by Lane Report

Page 1

\*\*\*\*\*  
Data File : D1113004.PRN  
Station : 000000000004  
Identification : 000000000004  
\*\*\*\*\*

Lanes 1-1 are Southbound  
-----

Tue - Nov 13, 90

Lane	1	Total
-----	-----	-----
19:15	120	120
19:30	96	96
19:45	98	98
20:00	66	66
=====	=====	=====
Hour Totals	380	380

20:15	73	73
20:30	64	64
20:45	81	81
21:00	70	70
=====	=====	=====
Hour Totals	288	288

21:15	98	98
21:30	71	71
21:45	58	58
22:00	46	46
=====	=====	=====
Hour Totals	273	273

22:15	62	62
22:30	41	41
22:45	32	32
23:00	29	29
=====	=====	=====
Hour Totals	164	164

23:15	42	42
23:30	31	31
23:45	22	22
24:00	13	13
=====	=====	=====
Hour Totals	108	108

=====	=====	=====
Grand Totals	10404	10404
Percentages	100.0	

\*\*\*\*\*

Greiner, Inc.  
Traffic Counts  
Volume by Lane Report

Page

\*\*\*\*\*  
Data File : D1114005.PRN  
Station : 000000000004 Count ratio : 2.00  
Identification : 000000000004 Interval : 15 minutes  
Start date : Nov 14, 90 Start time : 00:00  
Stop date : Nov 14, 90 Stop time : 24:00  
City/Town : TAMPA County : HILLSBOROUGH  
Location : LOIS bet. CYPRESS @ I-275 (Southbound)  
\*\*\*\*\*  
Lanes 1-1 are Southbound

-----  
Wed - Nov 14, 90

Lane	1	Total
-----	-----	-----
00:15	14	14
00:30	15	15
00:45	11	11
01:00	7	7
=====	=====	=====
Hour Totals	47	47
01:15	9	9
01:30	10	10
01:45	6	6
02:00	5	5
=====	=====	=====
Hour Totals	30	30
02:15	9	9
02:30	4	4
02:45	3	3
03:00	2	2
=====	=====	=====
Hour Totals	18	18
03:15	8	8
03:30	0	0
03:45	3	3
04:00	6	6
=====	=====	=====
Hour Totals	17	17
04:15	2	2
04:30	5	5
04:45	9	9
05:00	0	0
=====	=====	=====
Hour Totals	16	16
05:15	6	6
05:30	12	12
05:45	12	12
06:00	24	24
=====	=====	=====
Hour Totals	54	54

\*\*\*\*\*

Greiner, Inc.  
Traffic Counts  
Volume by Lane Report

Page 1

\*\*\*\*\*  
Data File : D1114005.PRN  
Station : 000000000004  
Identification : 000000000004  
\*\*\*\*\*

Lanes 1-1 are Southbound

-----  
Wed - Nov 14, 90

Lane	1	Total
-----	-----	-----
06:15	28	28
06:30	47	47
06:45	63	63
07:00	51	51
=====	=====	=====
Hour Totals	189	189
07:15	82	82
07:30	116	116
07:45	124	124
08:00	150	150
=====	=====	=====
Hour Totals	472	472
08:15	139	139
08:30	142	142
08:45	157	157
09:00	151	151
=====	=====	=====
Hour Totals	589	589
09:15	98	98
09:30	130	130
09:45	138	138
10:00	125	125
=====	=====	=====
Hour Totals	491	491
10:15	119	119
10:30	133	133
10:45	125	125
11:00	137	137
=====	=====	=====
Hour Totals	514	514
11:15	164	164
11:30	186	186
11:45	230	230
12:00	234	234
=====	=====	=====
Hour Totals	814	814
12:15	272	272
12:30	237	237
12:45	192	192

\*\*\*\*\*

6-214

Greiner, Inc.  
Traffic Counts  
Volume by Lane Report

Page 1

\*\*\*\*\*  
Data File : D1114005.PRN  
Station : 000000000004  
Identification : 000000000004  
\*\*\*\*\*

Lanes 1-1 are Southbound

-----  
Wed - Nov 14, 90

Lane	1	Total
-----	-----	-----
13:00	203	203
=====	=====	=====
Hour Totals	904	904
13:15	197	197
13:30	193	193
13:45	183	183
14:00	175	175
=====	=====	=====
Hour Totals	748	748
14:15	178	178
14:30	143	143
14:45	169	169
15:00	180	180
=====	=====	=====
Hour Totals	670	670
15:15	201	201
15:30	205	205
15:45	224	224
16:00	258	258
=====	=====	=====
Hour Totals	888	888
16:15	270	270
16:30	297	297
16:45	324	324
17:00	301	301
=====	=====	=====
Hour Totals	1192	1192
17:15	413	413
17:30	343	343
17:45	363	363
18:00	219	219
=====	=====	=====
Hour Totals	1338	1338
18:15	180	180
18:30	209	209
18:45	175	175
19:00	144	144
=====	=====	=====
Hour Totals	708	708

\*\*\*\*\*

6-215

Greiner, Inc.  
Traffic Counts  
Volume by Lane Report

Page 1

\*\*\*\*\*  
Data File : D1114005.PRN  
Station : 0000000000004  
Identification : 0000000000004  
\*\*\*\*\*

Lanes 1-1 are Southbound

Wed - Nov 14, 90

Lane	1	Total
19:15	105	105
19:30	95	95
19:45	82	82
20:00	83	83
=====	=====	=====
Hour Totals	365	365
20:15	98	98
20:30	73	73
20:45	83	83
21:00	122	122
=====	=====	=====
Hour Totals	376	376
21:15	123	123
21:30	98	98
21:45	110	110
22:00	59	59
=====	=====	=====
Hour Totals	390	390
22:15	54	54
22:30	43	43
22:45	30	30
23:00	25	25
=====	=====	=====
Hour Totals	152	152
23:15	44	44
23:30	32	32
23:45	22	22
24:00	19	19
=====	=====	=====
Hour Totals	117	117
=====	=====	=====
Grand Totals	11099	11099
Percentages	100.0	

\*\*\*\*\*

Greiner, Inc.  
Traffic Counts  
Volume by Lane Report

Page 1

\*\*\*\*\*  
Data File : D1115004.PRN  
Station : 000000000004 Count ratio : 2.00  
Identification : 000000000004 Interval : 15 minutes  
Start date : Nov 15, 90 Start time : 00:00  
Stop date : Nov 15, 90 Stop time : 24:00  
City/Town : TAMPA County : HILLSBOROUGH  
Location : LDIS bet. I-275 @ CYPRESS (SB)  
\*\*\*\*\*

Lanes 1-1 are Southbound  
-----

Thu - Nov 15, 90

Lane	1	Total
00:15	18	18
00:30	10	10
00:45	14	14
01:00	13	13
=====	=====	=====
Hour Totals	55	55
01:15	10	10
01:30	16	16
01:45	16	16
02:00	6	6
=====	=====	=====
Hour Totals	48	48
02:15	4	4
02:30	4	4
02:45	5	5
03:00	4	4
=====	=====	=====
Hour Totals	17	17
03:15	4	4
03:30	4	4
03:45	4	4
04:00	0	0
=====	=====	=====
Hour Totals	12	12
04:15	3	3
04:30	8	8
04:45	11	11
05:00	3	3
=====	=====	=====
Hour Totals	25	25
05:15	3	3
05:30	15	15
05:45	23	23
06:00	20	20
=====	=====	=====
Hour Totals	61	61

\*\*\*\*\*

6-217

Greiner, Inc.  
Traffic Counts  
Volume by Lane Report

Page 1

\*\*\*\*\*  
Data File : D1115004.PRN  
Station : 000000000004  
Identification : 000000000004  
\*\*\*\*\*

Lanes 1-1 are Southbound

-----  
Thu - Nov 15, 90

Lane	1	Total
-----	-----	-----
06:15	29	29
06:30	33	33
06:45	51	51
07:00	64	64
=====	=====	=====
Hour Totals	177	177

07:15	86	86
07:30	114	114
07:45	109	109
08:00	127	127
=====	=====	=====
Hour Totals	436	436

08:15	147	147
08:30	140	140
08:45	138	138
09:00	113	113
=====	=====	=====
Hour Totals	538	538

09:15	111	111
09:30	132	132
09:45	146	146
10:00	119	119
=====	=====	=====
Hour Totals	508	508

10:15	131	131
10:30	82	82
10:45	120	120
11:00	151	151
=====	=====	=====
Hour Totals	484	484

11:15	141	141
11:30	135	135
11:45	231	231
12:00	240	240
=====	=====	=====
Hour Totals	747	747

12:15	265	265
12:30	217	217
12:45	210	210

\*\*\*\*\*

Greiner, Inc.  
Traffic Counts  
Volume by Lane Report

Page 1

\*\*\*\*\*  
Data File : D1115004.PRN  
Station : 0000000000004  
Identification : 0000000000004  
\*\*\*\*\*

Lanes 1-1 are Southbound  
-----

Thu - Nov 15, 90

Lane	1	Total
-----	-----	-----
13:00	198	198
=====	=====	=====
Hour Totals	890	890
13:15	166	166
13:30	198	198
13:45	165	165
14:00	137	137
=====	=====	=====
Hour Totals	666	666
14:15	166	166
14:30	130	130
14:45	154	154
15:00	164	164
=====	=====	=====
Hour Totals	614	614
15:15	175	175
15:30	187	187
15:45	214	214
16:00	226	226
=====	=====	=====
Hour Totals	802	802
16:15	286	286
16:30	288	288
16:45	362	362
17:00	331	331
=====	=====	=====
Hour Totals	1267	1267
17:15	415	415
17:30	352	352
17:45	293	293
18:00	248	248
=====	=====	=====
Hour Totals	1308	1308
18:15	206	206
18:30	152	152
18:45	142	142
19:00	128	128
=====	=====	=====
Hour Totals	628	628

\*\*\*\*\*

6-219



Greiner, Inc.  
Traffic Counts  
Volume by Lane Report

Page 1

\*\*\*\*\*  
Data File : D1115004.PRN  
Station : 000000000004  
Identification : 000000000004  
\*\*\*\*\*

Lanes 1-1 are Southbound

Thu - Nov 15, 90

Lane	1	Total
19:15	113	113
19:30	76	76
19:45	76	76
20:00	89	89
=====	=====	=====
Hour Totals	354	354
20:15	77	77
20:30	71	71
20:45	64	64
21:00	79	79
=====	=====	=====
Hour Totals	291	291
21:15	121	121
21:30	114	114
21:45	60	60
22:00	60	60
=====	=====	=====
Hour Totals	355	355
22:15	39	39
22:30	41	41
22:45	38	38
23:00	26	26
=====	=====	=====
Hour Totals	144	144
23:15	27	27
23:30	33	33
23:45	26	26
24:00	17	17
=====	=====	=====
Hour Totals	103	103
=====	=====	=====
Grand Totals	10530	10530
Percentages	100.0	

\*\*\*\*\*

Greiner, Inc.  
Traffic Counts  
Volume by Lane Report

Page

\*\*\*\*\*  
Data File : D1116003.PRN  
Station : 0000000000004 Count ratio : 2.00  
Identification : 0000000000004 Interval : 15 minutes  
Start date : Nov 16, 90 Start time : 00:00  
Stop date : Nov 16, 90 Stop time : 24:00  
City/Town : TAMPA County : HILLSBOROUGH  
Location : LOIS bet. I-275 @ CYPRESS (SB)  
\*\*\*\*\*  
Lanes 1-1 are Southbound  
-----

Fri - Nov 16, 90

Lane	1	Total
00:15	15	15
00:30	15	15
00:45	14	14
01:00	9	9
=====	=====	=====
Hour Totals	53	53
01:15	13	13
01:30	4	4
01:45	13	13
02:00	7	7
=====	=====	=====
Hour Totals	37	37
02:15	7	7
02:30	8	8
02:45	6	6
03:00	6	6
=====	=====	=====
Hour Totals	27	27
03:15	4	4
03:30	6	6
03:45	4	4
04:00	3	3
=====	=====	=====
Hour Totals	17	17
04:15	0	0
04:30	3	3
04:45	6	6
05:00	9	9
=====	=====	=====
Hour Totals	18	18
05:15	6	6
05:30	14	14
05:45	15	15
06:00	23	23
=====	=====	=====
Hour Totals	58	58

\*\*\*\*\*

6-221

Greiner, Inc.  
Traffic Counts  
Volume by Lane Report

Page 10

\*\*\*\*\*  
Data File : D1116003.PRN  
Station : 000000000004  
Identification : 000000000004  
\*\*\*\*\*

Lanes 1-1 are Southbound

Fri - Nov 16, 90

Lane	1	Total
06:15	20	20
06:30	27	27
06:45	46	46
07:00	58	58
=====	=====	=====
Hour Totals	151	151
07:15	85	85
07:30	87	87
07:45	123	123
08:00	144	144
=====	=====	=====
Hour Totals	439	439
08:15	127	127
08:30	146	146
08:45	124	124
09:00	121	121
=====	=====	=====
Hour Totals	518	518
09:15	120	120
09:30	123	123
09:45	130	130
10:00	129	129
=====	=====	=====
Hour Totals	502	502
10:15	142	142
10:30	127	127
10:45	103	103
11:00	130	130
=====	=====	=====
Hour Totals	502	502
11:15	182	182
11:30	159	159
11:45	230	230
12:00	237	237
=====	=====	=====
Hour Totals	808	808
12:15	260	260
12:30	237	237
12:45	210	210

\*\*\*\*\*

Greiner, Inc.  
Traffic Counts  
Volume by Lane Report

Page 1

\*\*\*\*\*  
Data File : D1116003.PRN  
Station : 000000000004  
Identification : 000000000004  
\*\*\*\*\*

Lanes 1-1 are Southbound  
-----

Fri - Nov 16, 90

Lane	1	Total
-----	-----	-----
13:00	200	200
=====	=====	=====
Hour Totals	907	907
13:15	199	199
13:30	218	218
13:45	175	175
14:00	181	181
=====	=====	=====
Hour Totals	773	773
14:15	177	177
14:30	170	170
14:45	185	185
15:00	163	163
=====	=====	=====
Hour Totals	695	695
15:15	180	180
15:30	200	200
15:45	230	230
16:00	252	252
=====	=====	=====
Hour Totals	862	862
16:15	322	322
16:30	296	296
16:45	340	340
17:00	308	308
=====	=====	=====
Hour Totals	1266	1266
17:15	435	435
17:30	373	373
17:45	282	282
18:00	206	206
=====	=====	=====
Hour Totals	1296	1296
18:15	159	159
18:30	135	135
18:45	121	121
19:00	113	113
=====	=====	=====
Hour Totals	528	528

\*\*\*\*\*

6-223

Greiner, Inc.  
Traffic Counts  
Volume by Lane Report

Page 11

\*\*\*\*\*  
Data File : D1116003.PRN  
Station : 000000000004  
Identification : 000000000004  
\*\*\*\*\*

Lanes 1-1 are Southbound  
-----

Fri - Nov 16, 90

Lane	1	Total
-----	-----	-----
19:15	109	109
19:30	87	87
19:45	82	82
20:00	70	70
=====	=====	=====
Hour Totals	348	348
20:15	88	88
20:30	66	66
20:45	70	70
21:00	52	52
=====	=====	=====
Hour Totals	276	276
21:15	51	51
21:30	77	77
21:45	68	68
22:00	60	60
=====	=====	=====
Hour Totals	256	256
22:15	80	80
22:30	119	119
22:45	77	77
23:00	61	61
=====	=====	=====
Hour Totals	337	337
23:15	47	47
23:30	35	35
23:45	35	35
24:00	32	32
=====	=====	=====
Hour Totals	149	149
=====	=====	=====
Grand Totals	10823	10823
Percentages	100.0	

\*\*\*\*\*

SECTION 6C

## Greiner Inc.

REFERENCE: C2380.05  
 INTERSECTION OF LOIS AND I-275 NORTHSIDE  
 NAME OF COUNTER: DA  
 WEATHER: GOOD

FILENAME: L-275N-A

DATE: 11 / 14 / 90

PERIOD BEGIN	--NORTH BOUND--			--SOUTH BOUND--			--EAST BOUND--			--WEST BOUND--			VEHICLE TOTAL
	LT	THRU	RT	LT	THRU	RT	LT	THRU	RT	LT	THRU	RT	
06:30	4	86	0	0	62	1	0	0	0	11	0	60	224
06:45	5	108	0	0	49	2	0	0	0	22	0	74	260
HR TOTAL	9	194	0	0	111	3	0	0	0	33	0	134	484
			( 203)			( 114)			( 0)			( 167)	
07:00	7	131	0	0	78	4	0	0	0	31	0	125	376
07:15	10	205	0	0	112	4	0	0	0	47	0	186	564
07:30	20	228	0	0	121	3	0	0	0	61	0	142	575
07:45	15	303	0	0	145	5	0	0	0	47	0	119	634
HR TOTAL	52	867	0	0	456	16	0	0	0	186	0	572	2149
			( 919)			( 472)			( 0)			( 758)	
08:00	11	239	0	0	133	6	0	0	0	64	0	135	588
08:15	12	259	0	0	140	2	0	0	0	54	0	101	568
08:30	11	194	0	0	154	3	0	0	0	51	0	93	506
08:45	8	176	0	0	149	2	0	0	0	38	0	91	464
HR TOTAL	42	868	0	0	576	13	0	0	0	207	0	420	2126
			( 910)			( 589)			( 0)			( 627)	
09:00	6	135	0	0	96	2	0	0	0	46	0	67	352
09:15	9	99	0	0	129	1	0	0	0	22	0	48	308
HR TOTAL	15	234	0	0	225	3	0	0	0	68	0	115	660
			( 249)			( 228)			( 0)			( 183)	
DAY TOTAL	118	2163	0	0	1368	35	0	0	0	494	0	1241	5419

FOR THE PERIOD 06:30 - 09:30 THE PEAK HOUR IS 07:30 - 08:30

DIRECTION	PEAK HR FACTOR	--- VOLUMES ---			--- PERCENTS ---			
		LEFT	THRU	RIGHT	LEFT	THRU	RIGHT	
NORTH	0.85	58	1029	0	( 1087)	5	95	0
SOUTH	0.88	0	539	16	( 555)	0	97	3
EAST	0.00	0	0	0	( 0)	0	0	0
WEST	0.89	226	0	497	( 723)	31	0	69
					( 2365)			

Greiner Inc.

REFERENCE: C2380.05  
INTERSECTION OF LOIS AND I-275 NORTHSIDE  
NAME OF COUNTER: TAC  
WEATHER: GOOD

FILENAME: L-275N-M

DATE: 11 / 14 / 90

PERIOD BEGIN	—NORTH BOUND—			—SOUTH BOUND—			—EAST BOUND—			—WEST BOUND—			VEHICLE TOTAL
	LT	THRU	RT	LT	THRU	RT	LT	THRU	RT	LT	THRU	RT	
11:00	10	123	0	0	155	9	0	0	0	29	0	55	381
11:15	12	110	0	0	171	15	0	0	0	47	0	67	422
11:30	19	141	0	0	217	13	0	0	0	73	0	66	529
11:45	17	164	0	0	222	12	0	0	0	60	0	78	553
HR TOTAL	58	538	0	0	765	49	0	0	0	209	0	266	1885
			( 596)			( 814)			( 0)			( 475)	
12:00	15	156	0	0	252	20	0	0	0	45	0	46	534
12:15	17	171	0	0	215	22	0	0	0	53	0	70	548
12:30	12	208	0	0	174	18	0	0	0	58	0	58	528
12:45	14	246	0	0	192	11	0	0	0	42	0	40	545
HR TOTAL	58	781	0	0	833	71	0	0	0	198	0	214	2155
			( 839)			( 904)			( 0)			( 412)	
DAY TOTAL	116	1319	0	0	1598	120	0	0	0	407	0	480	4040

FOR THE PERIOD 11:00 - 13:00 THE PEAK HOUR IS 11:30 - 12:30

DIRECTION	PEAK HR FACTOR	— VOLUMES —			— PERCENTS —		
		LEFT	THRU	RIGHT	LEFT	THRU	RIGHT
NORTH	0.80	68	632	0	( 700)	10	90
SOUTH	0.89	0	906	67	( 973)	0	93
EAST	0.00	0	0	0	( 0)	0	0
WEST	0.88	231	0	260	( 491)	47	53
					( 2164)		



## Greiner Inc.

REFERENCE: C2380.05

FILENAME: L-275N-P

INTERSECTION OF LOIS AND I-275 NORTHSIDE

NAME OF COUNTER: TAC

WEATHER: GOOD

DATE: 11 / 14 / 90

PERIOD BEGIN	--NORTH BOUND--			--SOUTH BOUND--			--EAST BOUND--			--WEST BOUND--			VEHICLE TOTAL
	LT	THRU	RT	LT	THRU	RT	LT	THRU	RT	LT	THRU	RT	
15:30	15	129	0	0	216	8	0	0	0	51	0	62	481
15:45	17	108	0	0	240	18	0	0	0	66	0	71	520
HR TOTAL	32	237	0	0	456	26	0	0	0	117	0	133	1001
			( 269)			( 482)			( 0)			( 250)	
16:00	21	131	0	0	255	15	0	0	0	57	0	69	548
16:15	21	128	0	0	272	25	0	0	0	73	0	52	571
16:30	21	136	0	0	298	26	0	0	0	89	0	68	638
16:45	18	135	0	0	272	29	0	0	0	78	0	65	597
HR TOTAL	81	530	0	0	1097	95	0	0	0	297	0	254	2354
			( 611)			( 1192)			( 0)			( 551)	
17:00	14	139	0	0	383	30	0	0	0	72	0	61	699
17:15	4	134	0	0	318	25	0	0	0	91	0	107	679
17:30	13	137	0	0	341	22	0	0	0	76	0	93	682
17:45	8	127	0	0	191	28	0	0	0	85	0	65	504
HR TOTAL	39	537	0	0	1233	105	0	0	0	324	0	326	2564
			( 576)			( 1338)			( 0)			( 650)	
18:00	22	126	0	0	172	8	0	0	0	67	0	45	440
18:15	11	112	0	0	200	9	0	0	0	32	0	41	405
HR TOTAL	33	238	0	0	372	17	0	0	0	99	0	86	845
			( 271)			( 389)			( 0)			( 185)	
DAY TOTAL	185	1542	0	0	3158	243	0	0	0	837	0	799	6764

FOR THE PERIOD 15:30 - 18:30 THE PEAK HOUR IS 16:45 - 17:45

DIRECTION	PEAK HR FACTOR	--- VOLUMES ---			--- PERCENTS ---		
		LEFT	THRU	RIGHT	LEFT	THRU	RIGHT
NORTH	0.97	49	545	0 ( 594)	8	92	0
SOUTH	0.86	0	1314	106 ( 1420)	0	93	7
EAST	0.00	0	0	0 ( 0)	0	0	0
WEST	0.81	317	0	326 ( 643)	49	0	51
				( 2657)			

Greiner Inc.

REFERENCE: C2380.05  
INTERSECTION OF LOIS AND I-275 NORTHSIDE  
NAME OF COUNTER: DA  
WEATHER: GOOD

FILENAME: L-275N-N

DATE: 11 / 14 / 90

PERIOD BEGIN	--NORTH BOUND--			--SOUTH BOUND--			--EAST BOUND--			--WEST BOUND--			VEHICLE TOTAL
	LT	THRU	RT	LT	THRU	RT	LT	THRU	RT	LT	THRU	RT	
19:00	8	65	0	0	101	4	0	0	0	33	0	34	245
19:15	10	80	0	0	93	2	0	0	0	40	0	23	248
19:30	9	67	0	0	79	3	0	0	0	32	0	21	211
19:45	8	45	0	0	78	5	0	0	0	28	0	18	182
HR TOTAL	35	257	0	0	351	14	0	0	0	133	0	96	886
			( 292)			( 365)			( 0)			( 229)	
20:00	9	45	0	0	92	6	0	0	0	26	0	16	194
20:15	15	41	0	0	64	9	0	0	0	24	0	9	162
20:30	11	46	0	0	75	8	0	0	0	22	0	11	173
20:45	8	32	0	0	115	7	0	0	0	24	0	12	198
HR TOTAL	43	164	0	0	346	30	0	0	0	96	0	48	727
			( 207)			( 376)			( 0)			( 144)	
21:00	9	48	0	0	117	6	0	0	0	17	0	15	212
21:15	6	40	0	0	90	8	0	0	0	14	0	11	169
21:30	11	29	0	0	101	9	0	0	0	11	0	13	174
21:45	10	11	0	0	55	4	0	0	0	12	0	18	110
HR TOTAL	36	128	0	0	363	27	0	0	0	54	0	57	665
			( 164)			( 390)			( 0)			( 111)	
DAY TOTAL	114	549	0	0	1060	71	0	0	0	283	0	201	2278

FOR THE PERIOD 19:00 - 22:00 THE PEAK HOUR IS 19:00 - 20:00

DIRECTION	PEAK HR FACTOR	--- VOLUMES ---			--- PERCENTS ---			
		LEFT	THRU	RIGHT	LEFT	THRU	RIGHT	
NORTH	0.81	35	257	0	( 292)	12	88	0
SOUTH	0.87	0	351	14	( 365)	0	96	4
EAST	0.00	0	0	0	( 0)	0	0	0
WEST	0.85	133	0	96	( 229)	58	0	42
					( 886)			

Greiner Inc.

REFERENCE: C2380.05  
 INTERSECTION OF LOIS AND I-275 SOUTHSIDE  
 NAME OF COUNTER: TAC  
 WEATHER: GOOD

FILENAME: L-275S-A

DATE: 11 / 14 / 90

PERIOD BEGIN	—NORTH BOUND—			—SOUTH BOUND—			—EAST BOUND—			—WEST BOUND—			VEHICLE TOTAL
	LT	THRU	RT	LT	THRU	RT	LT	THRU	RT	LT	THRU	RT	
06:30	0	79	21	17	56	0	11	0	0	0	0	0	184
06:45	0	93	39	27	44	0	20	0	2	0	0	0	225
HR TOTAL	0	172	60	44	100	0	31	0	2	0	0	0	409
			( 232)			( 144)			( 33)			( 0)	
07:00	0	111	63	26	83	0	27	0	0	0	0	0	310
07:15	0	182	77	32	127	0	33	0	1	0	0	0	452
07:30	0	210	81	47	135	0	38	0	3	0	0	0	514
07:45	0	271	97	49	143	0	47	0	3	0	0	0	610
HR TOTAL	0	774	318	154	488	0	145	0	7	0	0	0	1886
			( 1092)			( 642)			( 152)			( 0)	
08:00	0	206	49	49	148	0	44	0	3	0	0	0	499
08:15	0	240	66	46	148	0	31	0	3	0	0	0	534
08:30	0	173	53	41	164	0	32	0	2	0	0	0	465
08:45	0	147	38	32	155	0	37	0	1	0	0	0	410
HR TOTAL	0	766	206	168	615	0	144	0	9	0	0	0	1908
			( 972)			( 783)			( 153)			( 0)	
09:00	0	108	22	19	123	0	33	0	5	0	0	0	310
09:15	0	88	13	21	130	0	20	0	4	0	0	0	276
HR TOTAL	0	196	35	40	253	0	53	0	9	0	0	0	586
			( 231)			( 293)			( 62)			( 0)	
DAY TOTAL	0	1908	619	406	1456	0	373	0	27	0	0	0	4789

FOR THE PERIOD 06:30 - 09:30 THE PEAK HOUR IS 07:30 - 08:30

DIRECTION	PEAK HR FACTOR	— VOLUMES —			— PERCENTS —		
		LEFT	THRU	RIGHT	LEFT	THRU	RIGHT
NORTH	0.83	0	927	293 ( 1220)	0	76	24
SOUTH	0.93	191	574	0 ( 765)	25	75	0
EAST	0.86	160	0	12 ( 172)	93	0	7
WEST	0.00	0	0	0 ( 0)	0	0	0
				( 2157)			

6-229

Greiner Inc.

REFERENCE: C2380.05

FILENAME: L-2758-M

INTERSECTION OF LOIS AND I-275 SOUTHSIDE

NAME OF COUNTER: BB

DATE: 11 / 14 / 90

WEATHER: GOOD

PERIOD BEGIN	--NORTH BOUND--			--SOUTH BOUND--			--EAST BOUND--			--WEST BOUND--			VEHICLE TOTAL
	LT	THRU	RT	LT	THRU	RT	LT	THRU	RT	LT	THRU	RT	
11:00	0	98	38	32	152	0	35	0	15	0	0	0	370
11:15	0	94	41	41	177	0	28	0	14	0	0	0	395
11:30	0	119	25	54	236	0	41	0	15	0	0	0	490
11:45	0	133	28	57	225	0	48	0	11	0	0	0	502
HR TOTAL	0	444	132	184	790	0	152	0	55	0	0	0	1757
			( 576)			( 974)			( 207)			( 0)	
12:00	0	131	40	61	236	0	40	0	12	0	0	0	520
12:15	0	158	49	47	221	0	30	0	7	0	0	0	512
12:30	0	178	41	33	199	0	42	0	11	0	0	0	504
12:45	0	222	27	38	196	0	38	0	16	0	0	0	537
HR TOTAL	0	689	157	179	852	0	150	0	46	0	0	0	2073
			( 846)			( 1031)			( 196)			( 0)	
DAY TOTAL	0	1133	289	363	1642	0	302	0	101	0	0	0	3830

FOR THE PERIOD 11:00 - 13:00 THE PEAK HOUR IS 12:00 - 13:00

DIRECTION	PEAK HR FACTOR	— VOLUMES —			— PERCENTS —			
		LEFT	THRU	RIGHT	LEFT	THRU	RIGHT	
NORTH	0.85	0	689	157	( 846)	0	81	19
SOUTH	0.87	179	852	0	( 1031)	17	83	0
EAST	0.91	150	0	46	( 196)	77	0	23
WEST	0.00	0	0	0	( 0)	0	0	0
					( 2073)			

6-230

## Greiner Inc.

REFERENCE: C2380.05  
 INTERSECTION OF LOIS AND I-275 SOUTHSIDE  
 NAME OF COUNTER: BB  
 WEATHER: GOOD

FILENAME: L-275S-P

DATE: 11 / 14 / 90

PERIOD BEGIN	--NORTH BOUND--			--SOUTH BOUND--			--EAST BOUND--			--WEST BOUND--			VEHICLE TOTAL
	LT	THRU	RT	LT	THRU	RT	LT	THRU	RT	LT	THRU	RT	
15:30	0	119	37	92	175	0	25	0	14	0	0	0	462
15:45	0	107	43	102	204	0	18	0	17	0	0	0	491
HR TOTAL	0	226	80	194	379	0	43	0	31	0	0	0	953
			( 306)			( 573)			( 74)			( 0)	
16:00	0	121	53	116	196	0	31	0	14	0	0	0	531
16:15	0	120	46	124	221	0	29	0	5	0	0	0	545
16:30	0	117	50	157	230	0	40	0	15	0	0	0	609
16:45	0	124	58	150	200	0	29	0	7	0	0	0	568
HR TOTAL	0	482	207	547	847	0	129	0	41	0	0	0	2253
			( 689)			( 1394)			( 170)			( 0)	
17:00	0	129	57	158	297	0	24	0	9	0	0	0	674
17:15	0	119	40	143	266	0	19	0	17	0	0	0	604
17:30	0	110	53	149	268	0	40	0	8	0	0	0	628
17:45	0	107	49	80	196	0	28	0	0	0	0	0	460
HR TOTAL	0	465	199	530	1027	0	111	0	34	0	0	0	2366
			( 664)			( 1557)			( 145)			( 0)	
18:00	0	122	68	80	159	0	26	0	3	0	0	0	458
18:15	0	88	42	66	166	0	35	0	4	0	0	0	401
HR TOTAL	0	210	110	146	325	0	61	0	7	0	0	0	859
			( 320)			( 471)			( 68)			( 0)	
DAY TOTAL	0	1383	596	1417	2578	0	344	0	113	0	0	0	6431

FOR THE PERIOD 15:30 - 18:30 THE PEAK HOUR IS 16:45 - 17:45

DIRECTION	PEAK HR FACTOR	--- VOLUMES ---			--- PERCENTS ---			
		LEFT	THRU	RIGHT	LEFT	THRU	RIGHT	
NORTH	0.93	0	482	208	( 690)	0	70	30
SOUTH	0.90	600	1031	0	( 1631)	37	63	0
EAST	0.80	112	0	41	( 153)	73	0	27
WEST	0.00	0	0	0	( 0)	0	0	0
					( 2474)			

Greiner Inc.

REFERENCE: C2380.05

FILENAME: L-275S-N

INTERSECTION OF LOIS AND I-275 SOUTHSIDE

NAME OF COUNTER: DA

WEATHER: GOOD

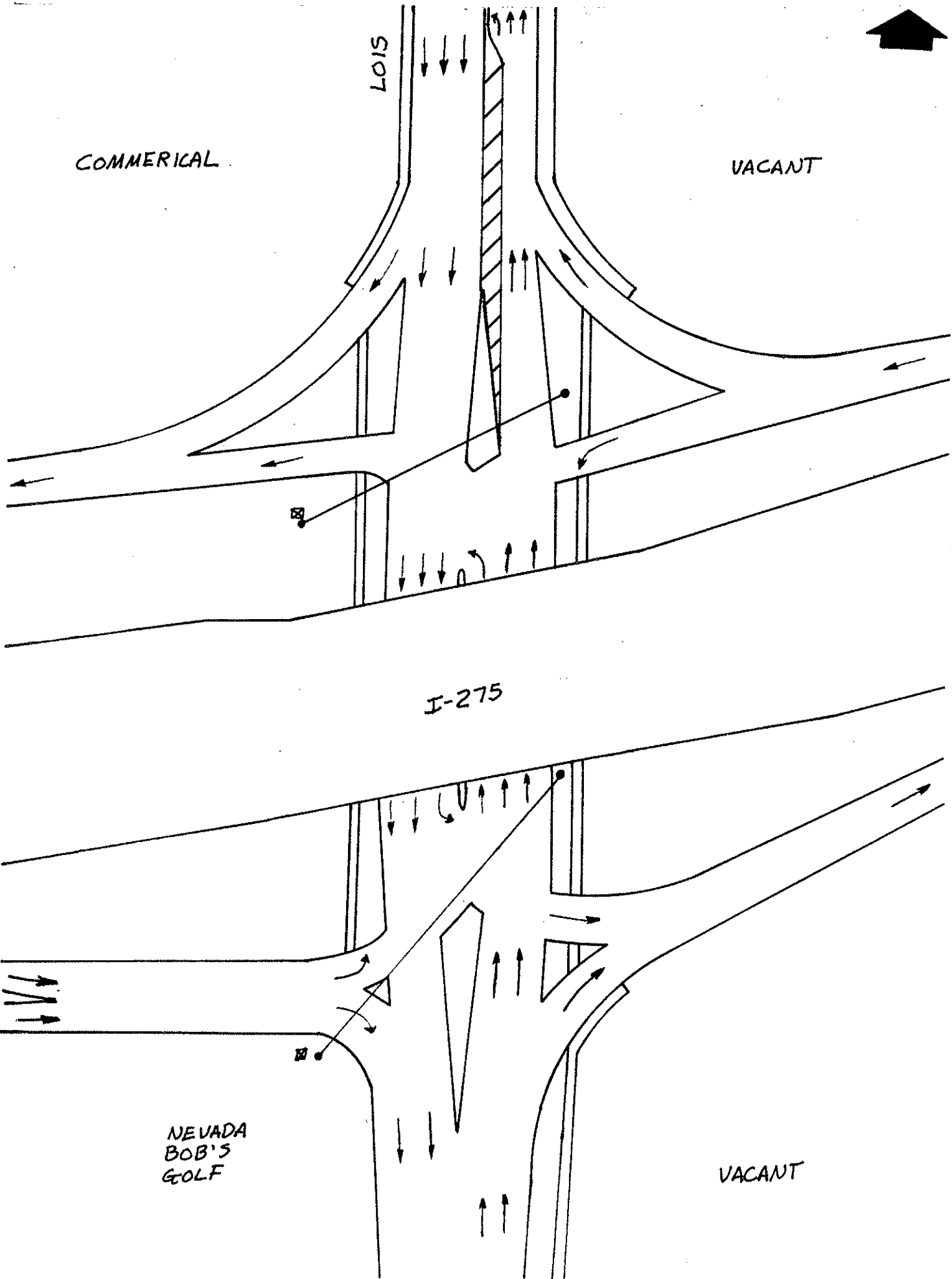
DATE: 11 / 14 / 90

PERIOD BEGIN	—NORTH BOUND—			—SOUTH BOUND—			—EAST BOUND—			—WEST BOUND—			VEHICLE TOTAL
	LT	THRU	RT	LT	THRU	RT	LT	THRU	RT	LT	THRU	RT	
19:00	0	60	18	40	94	0	13	0	11	0	0	0	236
19:15	0	73	36	35	98	0	17	0	7	0	0	0	266
19:30	0	65	28	31	80	0	11	0	10	0	0	0	225
19:45	0	47	22	28	78	0	6	0	8	0	0	0	189
HR TOTAL	0	245	104	134	350	0	47	0	36	0	0	0	916
			( 349)			( 484)			( 83)			( 0)	
20:00	0	46	25	23	95	0	8	0	10	0	0	0	207
20:15	0	50	13	23	65	0	6	0	10	0	0	0	167
20:30	0	50	15	21	76	0	7	0	9	0	0	0	178
20:45	0	31	17	17	122	0	9	0	6	0	0	0	202
HR TOTAL	0	177	70	84	358	0	30	0	35	0	0	0	754
			( 247)			( 442)			( 65)			( 0)	
21:00	0	49	11	20	114	0	8	0	4	0	0	0	206
21:15	0	40	15	14	90	0	6	0	5	0	0	0	170
21:30	0	33	12	17	95	0	7	0	3	0	0	0	167
21:45	0	16	8	11	56	0	5	0	4	0	0	0	100
HR TOTAL	0	138	46	62	355	0	26	0	16	0	0	0	643
			( 184)			( 417)			( 42)			( 0)	
DAY TOTAL	0	560	220	280	1063	0	103	0	87	0	0	0	2313

FOR THE PERIOD 19:00 - 22:00 THE PEAK HOUR IS 19:00 - 20:00

DIRECTION	PEAK HR FACTOR	— VOLUMES —			— PERCENTS —			
		LEFT	THRU	RIGHT	LEFT	THRU	RIGHT	
NORTH	0.80	0	245	104	( 349)	0	70	30
SOUTH	0.90	134	350	0	( 484)	28	72	0
EAST	0.86	47	0	36	( 83)	57	0	43
WEST	0.00	0	0	0	( 0)	0	0	0
					( 916)			

6-232



## SECTION 7A



Greiner, Inc.  
Traffic Counts  
Volume by Lane Report

Page 5

\*\*\*\*\*  
Data File : D1110002.PRN  
Station : 0000000000001 Count ratio : 2.00  
Identification : 0000000000001 Interval : 15 minutes  
Start date : Nov 10, 90 Start time : 00:00  
Stop date : Nov 10, 90 Stop time : 24:00  
City/Town : TAMPA County : HILLSBOROUGH  
Location : LOIS bet. I-275 & CYPRESS (NB)  
\*\*\*\*\*

Lanes 1-1 are Northbound  
-----

Sat - Nov 10, 90

Lane	1	Total
00:15	30	30
00:30	30	30
00:45	37	37
01:00	21	21
=====	=====	=====
Hour Totals	118	118
01:15	24	24
01:30	18	18
01:45	16	16
02:00	7	7
=====	=====	=====
Hour Totals	65	65
02:15	19	19
02:30	7	7
02:45	11	11
03:00	11	11
=====	=====	=====
Hour Totals	48	48
03:15	8	8
03:30	13	13
03:45	5	5
04:00	17	17
=====	=====	=====
Hour Totals	43	43
04:15	5	5
04:30	5	5
04:45	7	7
05:00	10	10
=====	=====	=====
Hour Totals	27	27
05:15	11	11
05:30	5	5
05:45	15	15
06:00	36	36
=====	=====	=====
Hour Totals	67	67

\*\*\*\*\*

Greiner, Inc.  
Traffic Counts  
Volume by Lane Report

Page 5

\*\*\*\*\*  
Data File : D1110002.PRN  
Station : 000000000001  
Identification : 000000000001  
\*\*\*\*\*

Lanes 1-1 are Northbound  
-----

Sat - Nov 10, 90

Lane	1	Total
-----	-----	-----
06:15	14	14
06:30	39	39
06:45	37	37
07:00	53	53
=====	=====	=====
Hour Totals	143	143
07:15	53	53
07:30	62	62
07:45	86	86
08:00	120	120
=====	=====	=====
Hour Totals	321	321
08:15	79	79
08:30	101	101
08:45	112	112
09:00	116	116
=====	=====	=====
Hour Totals	408	408
09:15	114	114
09:30	96	96
09:45	131	131
10:00	129	129
=====	=====	=====
Hour Totals	470	470
10:15	127	127
10:30	105	105
10:45	131	131
11:00	136	136
=====	=====	=====
Hour Totals	499	499
11:15	140	140
11:30	128	128
11:45	136	136
12:00	116	116
=====	=====	=====
Hour Totals	520	520
12:15	142	142
12:30	111	111
12:45	114	114

\*\*\*\*\*

Greiner, Inc.  
Traffic Counts  
Volume by Lane Report

Page 7

\*\*\*\*\*  
Data File : D1110002.PRN  
Station : 000000000001  
Identification : 000000000001  
\*\*\*\*\*

Lanes 1-1 are Northbound  
-----

Sat - Nov 10, 90

Lane	1	Total
-----	-----	-----
13:00	149	149
=====	=====	=====
Hour Totals	516	516
13:15	111	111
13:30	107	107
13:45	114	114
14:00	101	101
=====	=====	=====
Hour Totals	433	433
14:15	128	128
14:30	130	130
14:45	98	98
15:00	111	111
=====	=====	=====
Hour Totals	467	467
15:15	108	108
15:30	97	97
15:45	79	79
16:00	94	94
=====	=====	=====
Hour Totals	378	378
16:15	97	97
16:30	123	123
16:45	91	91
17:00	82	82
=====	=====	=====
Hour Totals	393	393
17:15	118	118
17:30	130	130
17:45	103	103
18:00	84	84
=====	=====	=====
Hour Totals	435	435
18:15	98	98
18:30	79	79
18:45	73	73
19:00	78	78
=====	=====	=====
Hour Totals	328	328

\*\*\*\*\*

Greiner, Inc.  
Traffic Counts  
Volume by Lane Report

Page 9

\*\*\*\*\*

Data File : D1110002.PRN  
Station : 000000000001  
Identification : 000000000001

\*\*\*\*\*

Lanes 1-1 are Northbound

Sat - Nov 10, 90

Lane	1	Total
-----	-----	-----
19:15	73	73
19:30	51	51
19:45	69	69
20:00	64	64
=====	=====	=====
Hour Totals	257	257
20:15	53	53
20:30	58	58
20:45	39	39
21:00	51	51
=====	=====	=====
Hour Totals	201	201
21:15	69	69
21:30	52	52
21:45	60	60
22:00	49	49
=====	=====	=====
Hour Totals	230	230
22:15	46	46
22:30	64	64
22:45	48	48
23:00	52	52
=====	=====	=====
Hour Totals	210	210
23:15	53	53
23:30	45	45
23:45	44	44
24:00	40	40
=====	=====	=====
Hour Totals	182	182
=====	=====	=====
Grand Totals	6759	6759
Percentages	100.0	

\*\*\*\*\*

Greiner, Inc.  
Traffic Counts  
Volume by Lane Report

Page 5

\*\*\*\*\*

```
Data File      : D1111002.PRN
Station       : 0000000000001      Count ratio : 2.00
Identification : 0000000000001      Interval    : 15 minutes
Start date    : Nov 11, 90          Start time   : 00:00
Stop date     : Nov 11, 90          Stop time    : 24:00
City/Town     : TAMPA               County       : HILLSBOROUGH
Location      : LOIS bet. I-275 & CYPRESS (NB)
```

\*\*\*\*\*

Lanes 1-1 are Northbound

-----  
Sun - Nov 11, 90

Lane	1	Total
-----	-----	-----
00:15	37	37
00:30	36	36
00:45	16	16
01:00	16	16
=====	=====	=====
Hour Totals	105	105

01:15	18	18
01:30	19	19
01:45	16	16
02:00	24	24
=====	=====	=====
Hour Totals	77	77

02:15	22	22
02:30	18	18
02:45	9	9
03:00	7	7
=====	=====	=====
Hour Totals	56	56

03:15	25	25
03:30	10	10
03:45	7	7
04:00	6	6
=====	=====	=====
Hour Totals	48	48

04:15	14	14
04:30	13	13
04:45	4	4
05:00	10	10
=====	=====	=====
Hour Totals	41	41

05:15	2	2
05:30	1	1
05:45	3	3
06:00	8	8
=====	=====	=====
Hour Totals	14	14

\*\*\*\*\*

Greiner, Inc.  
Traffic Counts  
Volume by Lane Report

Page 6

\*\*\*\*\*  
Data File : D1111002.PRN  
Station : 000000000001  
Identification : 000000000001  
\*\*\*\*\*

Lanes 1-1 are Northbound

Sun - Nov 11, 90

Lane	1	Total
06:15	10	10
06:30	17	17
06:45	15	15
07:00	23	23
===== Hour Totals	65	65
07:15	26	26
07:30	21	21
07:45	24	24
08:00	26	26
===== Hour Totals	97	97
08:15	30	30
08:30	24	24
08:45	40	40
09:00	49	49
===== Hour Totals	143	143
09:15	76	76
09:30	65	65
09:45	74	74
10:00	70	70
===== Hour Totals	285	285
10:15	99	99
10:30	97	97
10:45	88	88
11:00	92	92
===== Hour Totals	376	376
11:15	56	56
11:30	55	55
11:45	52	52
12:00	94	94
===== Hour Totals	257	257
12:15	80	80
12:30	64	64
12:45	65	65

\*\*\*\*\*

Greiner, Inc.  
Traffic Counts  
Volume by Lane Report

Page 7

\*\*\*\*\*  
Data File : D1111002.PRN  
Station : 000000000001  
Identification : 000000000001  
\*\*\*\*\*

Lanes 1-1 are Northbound

Sun - Nov 11, 90

Lane	1	Total
-----	-----	-----
13:00	105	105
=====	=====	=====
Hour Totals	314	314
13:15	72	72
13:30	94	94
13:45	89	89
14:00	91	91
=====	=====	=====
Hour Totals	346	346
14:15	89	89
14:30	103	103
14:45	84	84
15:00	89	89
=====	=====	=====
Hour Totals	365	365
15:15	87	87
15:30	89	89
15:45	91	91
16:00	107	107
=====	=====	=====
Hour Totals	374	374
16:15	77	77
16:30	81	81
16:45	92	92
17:00	75	75
=====	=====	=====
Hour Totals	325	325
17:15	84	84
17:30	51	51
17:45	73	73
18:00	70	70
=====	=====	=====
Hour Totals	278	278
18:15	70	70
18:30	78	78
18:45	79	79
19:00	86	86
=====	=====	=====
Hour Totals	313	313

\*\*\*\*\*

Greiner, Inc.  
Traffic Counts  
Volume by Lane Report

Page 6

\*\*\*\*\*  
Data File : D1111002.PRN  
Station : 000000000001  
Identification : 000000000001  
\*\*\*\*\*

Lanes 1-1 are Northbound

Sun - Nov 11, 90

Lane	1	Total
19:15	50	50
19:30	57	57
19:45	51	51
20:00	38	38
=====	=====	=====
Hour Totals	196	196
20:15	54	54
20:30	39	39
20:45	33	33
21:00	42	42
=====	=====	=====
Hour Totals	168	168
21:15	39	39
21:30	29	29
21:45	31	31
22:00	25	25
=====	=====	=====
Hour Totals	124	124
22:15	30	30
22:30	19	19
22:45	23	23
23:00	21	21
=====	=====	=====
Hour Totals	93	93
23:15	29	29
23:30	27	27
23:45	12	12
24:00	20	20
=====	=====	=====
Hour Totals	88	88
=====	=====	=====
Grand Totals	4548	4548
Percentages	100.0	

\*\*\*\*\*1



Greiner, Inc.  
Traffic Counts  
Volume by Lane Report

Page

\*\*\*\*\*

Data File : D1112010.PRN  
Station : 000000000001 Count ratio : 2.00  
Identification : 000000000001 Interval : 15 minutes  
Start date : Nov 12, 90 Start time : 00:00  
Stop date : Nov 12, 90 Stop time : 24:00  
City/Town : TAMPA County : HILLSBOROUGH  
Location : LOIS bet. I-275 @ CYPRESS (Northbound)

\*\*\*\*\*

Lanes 1-1 are Northbound

Mon - Nov 12, 90

Lane	1	Total
00:15	13	13
00:30	14	14
00:45	8	8
01:00	5	5
===== Hour Totals	40	40
01:15	5	5
01:30	5	5
01:45	10	10
02:00	1	1
===== Hour Totals	21	21
02:15	11	11
02:30	3	3
02:45	8	8
03:00	4	4
===== Hour Totals	26	26
03:15	5	5
03:30	3	3
03:45	5	5
04:00	5	5
===== Hour Totals	18	18
04:15	2	2
04:30	8	8
04:45	11	11
05:00	8	8
===== Hour Totals	29	29
05:15	13	13
05:30	19	19
05:45	31	31
06:00	37	37
===== Hour Totals	100	100

\*\*\*\*\*

Greiner, Inc.  
Traffic Counts  
Volume by Lane Report

Page 1

\*\*\*\*\*  
Data File : D1112010.PRN  
Station : 000000000001  
Identification : 000000000001  
\*\*\*\*\*

Lanes 1-1 are Northbound  
-----

Mon - Nov 12, 90

Lane	1	Total
06:15	58	58
06:30	112	112
06:45	171	171
07:00	233	233
=====	=====	=====
Hour Totals	574	574
07:15	257	257
07:30	340	340
07:45	368	368
08:00	381	381
=====	=====	=====
Hour Totals	1346	1346
08:15	302	302
08:30	319	319
08:45	252	252
09:00	231	231
=====	=====	=====
Hour Totals	1104	1104
09:15	173	173
09:30	142	142
09:45	165	165
10:00	182	182
=====	=====	=====
Hour Totals	662	662
10:15	133	133
10:30	163	163
10:45	157	157
11:00	144	144
=====	=====	=====
Hour Totals	597	597
11:15	153	153
11:30	161	161
11:45	163	163
12:00	163	163
=====	=====	=====
Hour Totals	640	640
12:15	203	203
12:30	223	223
12:45	250	250

\*\*\*\*\*

Greiner, Inc.  
Traffic Counts  
Volume by Lane Report

Page 1

\*\*\*\*\*  
Data File : D1112010.PRN  
Station : 000000000001  
Identification : 000000000001  
\*\*\*\*\*  
Lanes 1-1 are Northbound  
-----

Mon - Nov 12, 90

Lane	1	Total
-----	-----	-----
13:00	231	231
=====	=====	=====
Hour Totals	907	907
13:15	228	228
13:30	261	261
13:45	210	210
14:00	217	217
=====	=====	=====
Hour Totals	916	916
14:15	179	179
14:30	175	175
14:45	160	160
15:00	166	166
=====	=====	=====
Hour Totals	680	680
15:15	158	158
15:30	152	152
15:45	177	177
16:00	182	182
=====	=====	=====
Hour Totals	669	669
16:15	170	170
16:30	157	157
16:45	170	170
17:00	174	174
=====	=====	=====
Hour Totals	671	671
17:15	251	251
17:30	249	249
17:45	205	205
18:00	195	195
=====	=====	=====
Hour Totals	900	900
18:15	158	158
18:30	121	121
18:45	108	108
19:00	99	99
=====	=====	=====
Hour Totals	486	486

\*\*\*\*\*

Greiner, Inc.  
Traffic Counts  
Volume by Lane Report

Page 1

\*\*\*\*\*  
Data File : D1112010.PRN  
Station : 000000000001  
Identification : 000000000001  
\*\*\*\*\*

Lanes 1-1 are Northbound  
-----

Mon - Nov 12, 90

Lane	1	Total
-----	-----	-----
19:15	107	107
19:30	55	55
19:45	66	66
20:00	73	73
=====	=====	=====
Hour Totals	301	301
20:15	51	51
20:30	53	53
20:45	49	49
21:00	58	58
=====	=====	=====
Hour Totals	211	211
21:15	67	67
21:30	41	41
21:45	37	37
22:00	35	35
=====	=====	=====
Hour Totals	180	180
22:15	34	34
22:30	31	31
22:45	30	30
23:00	34	34
=====	=====	=====
Hour Totals	129	129
23:15	31	31
23:30	24	24
23:45	25	25
24:00	24	24
=====	=====	=====
Hour Totals	104	104
Grand Totals	11311	11311
Percentages	100.0	

\*\*\*\*\*

Greiner, Inc.  
Traffic Counts  
Volume by Lane Report

Page

\*\*\*\*\*

Data File : D1113003.PRN  
Station : 0000000000001 Count ratio : 2.00  
Identification : 0000000000001 Interval : 15 minutes  
Start date : Nov 13, 90 Start time : 00:00  
Stop date : Nov 13, 90 Stop time : 24:00  
City/Town : TAMPA County : HILLSBOROUGH  
Location : LOIS bet. I-275 @ CYPRESS (Northbound)

\*\*\*\*\*

Lanes 1-1 are Northbound

Tue - Nov 13, 90

Lane	1	Total
00:15	22	22
00:30	12	12
00:45	7	7
01:00	8	8
=====	=====	=====
Hour Totals	49	49
01:15	8	8
01:30	11	11
01:45	7	7
02:00	7	7
=====	=====	=====
Hour Totals	33	33
02:15	6	6
02:30	4	4
02:45	2	2
03:00	2	2
=====	=====	=====
Hour Totals	14	14
03:15	2	2
03:30	4	4
03:45	0	0
04:00	6	6
=====	=====	=====
Hour Totals	12	12
04:15	6	6
04:30	6	6
04:45	16	16
05:00	14	14
=====	=====	=====
Hour Totals	42	42
05:15	10	10
05:30	16	16
05:45	50	50
06:00	50	50
=====	=====	=====
Hour Totals	126	126

\*\*\*\*\*

Greiner, Inc.  
Traffic Counts  
Volume by Lane Report

Page 1

\*\*\*\*\*  
Data File : D1113003.PRN  
Station : 000000000001  
Identification : 000000000001  
\*\*\*\*\*  
Lanes 1-1 are Northbound

Tue - Nov 13, 90

Lane	1	Total
06:15	70	70
06:30	127	127
06:45	152	152
07:00	251	251
===== Hour Totals	600	600
07:15	307	307
07:30	370	370
07:45	433	433
08:00	459	459
===== Hour Totals	1569	1569
08:15	394	394
08:30	369	369
08:45	365	365
09:00	273	273
===== Hour Totals	1401	1401
09:15	251	251
09:30	218	218
09:45	178	178
10:00	196	196
===== Hour Totals	843	843
10:15	195	195
10:30	184	184
10:45	166	166
11:00	221	221
===== Hour Totals	766	766
11:15	203	203
11:30	206	206
11:45	222	222
12:00	221	221
===== Hour Totals	852	852
12:15	209	209
12:30	305	305
12:45	278	278

\*\*\*\*\*

Greiner, Inc.  
Traffic Counts  
Volume by Lane Report

Page 1

\*\*\*\*\*  
Data File : D1113003.PRN  
Station : 000000000001  
Identification : 000000000001  
\*\*\*\*\*

Lanes 1-1 are Northbound

Tue - Nov 13, 90

Lane	1	Total
13:00	312	312
=====	=====	=====
Hour Totals	1104	1104
13:15	287	287
13:30	279	279
13:45	254	254
14:00	253	253
=====	=====	=====
Hour Totals	1073	1073
14:15	251	251
14:30	233	233
14:45	224	224
15:00	228	228
=====	=====	=====
Hour Totals	936	936
15:15	190	190
15:30	213	213
15:45	209	209
16:00	203	203
=====	=====	=====
Hour Totals	815	815
16:15	197	197
16:30	225	225
16:45	241	241
17:00	307	307
=====	=====	=====
Hour Totals	970	970
17:15	293	293
17:30	377	377
17:45	328	328
18:00	268	268
=====	=====	=====
Hour Totals	1266	1266
18:15	193	193
18:30	178	178
18:45	150	150
19:00	155	155
=====	=====	=====
Hour Totals	676	676

\*\*\*\*\*

7-15

Greiner, Inc.  
Traffic Counts  
Volume by Lane Report

Page 1

\*\*\*\*\*  
Data File : D1113003.PRN  
Station : 000000000001  
Identification : 000000000001  
\*\*\*\*\*

Lanes 1-1 are Northbound

Tue - Nov 13, 90

Lane	1	Total
19:15	108	108
19:30	94	94
19:45	91	91
20:00	78	78
=====	=====	=====
Hour Totals	371	371
20:15	50	50
20:30	69	69
20:45	59	59
21:00	48	48
=====	=====	=====
Hour Totals	226	226
21:15	73	73
21:30	44	44
21:45	42	42
22:00	30	30
=====	=====	=====
Hour Totals	189	189
22:15	42	42
22:30	44	44
22:45	37	37
23:00	40	40
=====	=====	=====
Hour Totals	163	163
23:15	21	21
23:30	35	35
23:45	11	11
24:00	18	18
=====	=====	=====
Hour Totals	85	85
=====	=====	=====
Grand Totals	14181	14181
Percentages	100.0	

\*\*\*\*\*



Greiner, Inc.  
Traffic Counts  
Volume by Lane Report

Page

\*\*\*\*\*

Data File	: D1114008.PRN	
Station	: 0000000000001	Count ratio : 2.00
Identification	: 0000000000001	Interval : 15 minutes
Start date	: Nov 14, 90	Start time : 00:00
Stop date	: Nov 14, 90	Stop time : 24:00
City/Town	: TAMPA	County : HILLSBOROUGH
Location	: LOIS bet. I-275 @ CYPRESS (Northbound)	

\*\*\*\*\*

Lanes 1-1 are Northbound

-----  
Wed - Nov 14, 90

Lane	1	Total
-----	-----	-----
00:15	14	14
00:30	15	15
00:45	11	11
01:00	12	12
=====	=====	=====
Hour Totals	52	52
01:15	17	17
01:30	3	3
01:45	10	10
02:00	2	2
=====	=====	=====
Hour Totals	32	32
02:15	1	1
02:30	0	0
02:45	8	8
03:00	4	4
=====	=====	=====
Hour Totals	13	13
03:15	6	6
03:30	10	10
03:45	1	1
04:00	7	7
=====	=====	=====
Hour Totals	24	24
04:15	7	7
04:30	9	9
04:45	7	7
05:00	14	14
=====	=====	=====
Hour Totals	37	37
05:15	10	10
05:30	17	17
05:45	35	35
06:00	78	78
=====	=====	=====
Hour Totals	140	140

\*\*\*\*\*

Greiner, Inc.  
Traffic Counts  
Volume by Lane Report

Page

\*\*\*\*\*  
Data File : D1114008.PRN  
Station : 0000000000001  
Identification : 0000000000001  
\*\*\*\*\*

Lanes 1-1 are Northbound

Wed - Nov 14, 90

Lane	1	Total
06:15	74	74
06:30	105	105
06:45	146	146
07:00	182	182
====	====	====
Hour Totals	507	507
07:15	256	256
07:30	391	391
07:45	370	370
08:00	422	422
====	====	====
Hour Totals	1439	1439
08:15	374	374
08:30	360	360
08:45	287	287
09:00	267	267
====	====	====
Hour Totals	1288	1288
09:15	202	202
09:30	147	147
09:45	156	156
10:00	186	186
====	====	====
Hour Totals	691	691
10:15	195	195
10:30	169	169
10:45	189	189
11:00	180	180
====	====	====
Hour Totals	733	733
11:15	178	178
11:30	177	177
11:45	207	207
12:00	242	242
====	====	====
Hour Totals	804	804
12:15	202	202
12:30	241	241
12:45	266	266

\*\*\*\*\*

Greiner, Inc.  
Traffic Counts  
Volume by Lane Report

Page 1

\*\*\*\*\*  
Data File : D1114008.PRN  
Station : 0000000000001  
Identification : 0000000000001  
\*\*\*\*\*

Lanes 1-1 are Northbound  
-----

Wed - Nov 14, 90

Lane	1	Total
-----	-----	-----
13:00	286	286
=====	=====	=====
Hour Totals	995	995
13:15	265	265
13:30	286	286
13:45	255	255
14:00	240	240
=====	=====	=====
Hour Totals	1046	1046
14:15	219	219
14:30	270	270
14:45	220	220
15:00	234	234
=====	=====	=====
Hour Totals	943	943
15:15	203	203
15:30	197	197
15:45	191	191
16:00	179	179
=====	=====	=====
Hour Totals	770	770
16:15	200	200
16:30	180	180
16:45	204	204
17:00	200	200
=====	=====	=====
Hour Totals	784	784
17:15	200	200
17:30	241	241
17:45	230	230
18:00	192	192
=====	=====	=====
Hour Totals	863	863
18:15	171	171
18:30	153	153
18:45	136	136
19:00	117	117
=====	=====	=====
Hour Totals	577	577

\*\*\*\*\*

Greiner, Inc.  
Traffic Counts  
Volume by Lane Report

Page

```
*****
Data File      : D1114008.PRN
Station       : 000000000001
Identification : 000000000001
*****
Lanes 1-1 are Northbound
```

Wed - Nov 14, 90

Lane	1	Total
-----	-----	-----
19:15	99	99
19:30	103	103
19:45	88	88
20:00	63	63
=====	=====	=====
Hour Totals	353	353
20:15	61	61
20:30	50	50
20:45	57	57
21:00	44	44
=====	=====	=====
Hour Totals	212	212
21:15	63	63
21:30	51	51
21:45	42	42
22:00	29	29
=====	=====	=====
Hour Totals	185	185
22:15	32	32
22:30	35	35
22:45	35	35
23:00	38	38
=====	=====	=====
Hour Totals	140	140
23:15	28	28
23:30	24	24
23:45	27	27
24:00	28	28
=====	=====	=====
Hour Totals	107	107
=====	=====	=====
Grand Totals	12735	12735
Percentages	100.0	

\*\*\*\*\* \*

Greiner, Inc.  
Traffic Counts  
Volume by Lane Report

Page 1

\*\*\*\*\*

Data File : D1115005.PRN  
Station : 000000000001 Count ratio : 2.00  
Identification : 000000000001 Interval : 15 minutes  
Start date : Nov 15, 90 Start time : 00:00  
Stop date : Nov 15, 90 Stop time : 24:00  
City/Town : TAMPA County : HILLSBOROUGH  
Location : LDIS bet. I-275 @ CYPRESS (NB)

\*\*\*\*\*

Lanes 1-1 are Northbound

-----  
Thu - Nov 15, 90

Lane	1	Total
-----	-----	-----
00:15	18	18
00:30	8	8
00:45	16	16
01:00	7	7
=====	=====	=====
Hour Totals	49	49
01:15	10	10
01:30	19	19
01:45	15	15
02:00	3	3
=====	=====	=====
Hour Totals	47	47
02:15	5	5
02:30	5	5
02:45	4	4
03:00	6	6
=====	=====	=====
Hour Totals	20	20
03:15	5	5
03:30	2	2
03:45	6	6
04:00	4	4
=====	=====	=====
Hour Totals	17	17
04:15	2	2
04:30	4	4
04:45	16	16
05:00	14	14
=====	=====	=====
Hour Totals	36	36
05:15	14	14
05:30	31	31
05:45	48	48
06:00	60	60
=====	=====	=====
Hour Totals	153	153

\*\*\*\*\*

Greiner, Inc.  
Traffic Counts  
Volume by Lane Report

Page 1

\*\*\*\*\*  
Data File : D1115005.PRN  
Station : 000000000001  
Identification : 000000000001  
\*\*\*\*\*

Lanes 1-1 are Northbound

Thu - Nov 15, 90

Lane	1	Total
06:15	75	75
06:30	94	94
06:45	182	182
07:00	262	262
=====	=====	=====
Hour Totals	613	613

07:15	320	320
07:30	402	402
07:45	368	368
08:00	487	487
=====	=====	=====
Hour Totals	1577	1577

08:15	444	444
08:30	414	414
08:45	328	328
09:00	304	304
=====	=====	=====
Hour Totals	1490	1490

09:15	226	226
09:30	245	245
09:45	179	179
10:00	158	158
=====	=====	=====
Hour Totals	808	808

10:15	163	163
10:30	173	173
10:45	190	190
11:00	159	159
=====	=====	=====
Hour Totals	685	685

11:15	120	120
11:30	150	150
11:45	177	177
12:00	205	205
=====	=====	=====
Hour Totals	652	652

12:15	212	212
12:30	229	229
12:45	221	221

\*\*\*\*\*

Greiner, Inc.  
Traffic Counts  
Volume by Lane Report

Page 1

\*\*\*\*\*  
Data File : D1115005.PRN  
Station : 000000000001  
Identification : 000000000001  
\*\*\*\*\*

Lanes 1-1 are Northbound

-----  
Thu - Nov 15, 90

Lane	1	Total
-----	-----	-----
13:00	270	270
=====	=====	=====
Hour Totals	932	932
13:15	281	281
13:30	297	297
13:45	280	280
14:00	240	240
=====	=====	=====
Hour Totals	1098	1098
14:15	278	278
14:30	237	237
14:45	240	240
15:00	207	207
=====	=====	=====
Hour Totals	962	962
15:15	209	209
15:30	230	230
15:45	210	210
16:00	216	216
=====	=====	=====
Hour Totals	865	865
16:15	231	231
16:30	224	224
16:45	243	243
17:00	263	263
=====	=====	=====
Hour Totals	961	961
17:15	280	280
17:30	337	337
17:45	296	296
18:00	283	283
=====	=====	=====
Hour Totals	1196	1196
18:15	198	198
18:30	192	192
18:45	172	172
19:00	151	151
=====	=====	=====
Hour Totals	713	713

\*\*\*\*\*

Greiner, Inc.  
Traffic Counts  
Volume by Lane Report

Page 2

\*\*\*\*\*  
Data File : D1115005.PRN  
Station : 000000000001  
Identification : 000000000001  
\*\*\*\*\*

Lanes 1-1 are Northbound

-----  
Thu - Nov 15, 90

Lane	1	Total
-----	-----	-----
19:15	128	128
19:30	100	100
19:45	74	74
20:00	74	74
=====	=====	=====
Hour Totals	376	376
20:15	76	76
20:30	54	54
20:45	52	52
21:00	52	52
=====	=====	=====
Hour Totals	234	234
21:15	58	58
21:30	86	86
21:45	44	44
22:00	63	63
=====	=====	=====
Hour Totals	251	251
22:15	50	50
22:30	36	36
22:45	29	29
23:00	30	30
=====	=====	=====
Hour Totals	145	145
23:15	27	27
23:30	28	28
23:45	29	29
24:00	23	23
=====	=====	=====
Hour Totals	107	107
=====	=====	=====
Grand Totals	13987	13987
Percentages	100.0	

\*\*\*\*\*



Greiner, Inc.  
Traffic Counts  
Volume by Lane Report

Page 2:

\*\*\*\*\*

Data File	: D1116006.PRN	Count ratio	: 2.00
Station	: 0000000000001	Interval	: 15 minutes
Identification	: 0000000000001	Start time	: 00:00
Start date	: Nov 16, 90	Stop time	: 24:00
Stop date	: Nov 16, 90	County	: HILLSBOROUGH
City/Town	: TAMPA		
Location	: LOIS bet. I-275 @ CYPRESS (NB)		

\*\*\*\*\*

Lanes 1-1 are Northbound

-----  
Fri - Nov 16, 90

Lane	1	Total
-----	-----	-----
00:15	11	11
00:30	20	20
00:45	4	4
01:00	8	8
=====	=====	=====
Hour Totals	43	43
01:15	13	13
01:30	7	7
01:45	13	13
02:00	4	4
=====	=====	=====
Hour Totals	37	37
02:15	3	3
02:30	5	5
02:45	7	7
03:00	9	9
=====	=====	=====
Hour Totals	24	24
03:15	4	4
03:30	2	2
03:45	6	6
04:00	5	5
=====	=====	=====
Hour Totals	17	17
04:15	5	5
04:30	2	2
04:45	5	5
05:00	22	22
=====	=====	=====
Hour Totals	34	34
05:15	8	8
05:30	19	19
05:45	53	53
06:00	49	49
=====	=====	=====
Hour Totals	129	129

\*\*\*\*\*

Greiner, Inc.  
Traffic Counts  
Volume by Lane Report

Page 2:

\*\*\*\*\*  
Data File : D1116006.PRN  
Station : 000000000001  
Identification : 000000000001  
\*\*\*\*\*

Lanes 1-1 are Northbound

Fri - Nov 16, 90

Lane	1	Total
06:15	75	75
06:30	124	124
06:45	161	161
07:00	259	259
===== Hour Totals	619	619
07:15	298	298
07:30	411	411
07:45	361	361
08:00	460	460
===== Hour Totals	1530	1530
08:15	395	395
08:30	403	403
08:45	332	332
09:00	268	268
===== Hour Totals	1398	1398
09:15	224	224
09:30	229	229
09:45	240	240
10:00	210	210
===== Hour Totals	903	903
10:15	213	213
10:30	193	193
10:45	181	181
11:00	181	181
===== Hour Totals	768	768
11:15	169	169
11:30	215	215
11:45	230	230
12:00	260	260
===== Hour Totals	874	874
12:15	287	287
12:30	284	284
12:45	271	271

\*\*\*\*\*

Greiner, Inc.  
Traffic Counts  
Volume by Lane Report

Page 23

\*\*\*\*\*  
Data File : D1116006.PRN  
Station : 000000000001  
Identification : 000000000001  
\*\*\*\*\*

Lanes 1-1 are Northbound

Fri - Nov 16, 90

Lane	1	Total
-----	-----	-----
13:00	311	311
=====	=====	=====
Hour Totals	1153	1153
13:15	314	314
13:30	258	258
13:45	254	254
14:00	270	270
=====	=====	=====
Hour Totals	1096	1096
14:15	252	252
14:30	227	227
14:45	221	221
15:00	227	227
=====	=====	=====
Hour Totals	927	927
15:15	226	226
15:30	217	217
15:45	207	207
16:00	248	248
=====	=====	=====
Hour Totals	898	898
16:15	220	220
16:30	211	211
16:45	269	269
17:00	255	255
=====	=====	=====
Hour Totals	955	955
17:15	287	287
17:30	293	293
17:45	245	245
18:00	216	216
=====	=====	=====
Hour Totals	1041	1041
18:15	150	150
18:30	143	143
18:45	140	140
19:00	140	140
=====	=====	=====
Hour Totals	573	573

\*\*\*\*\*

Greiner, Inc.  
Traffic Counts  
Volume by Lane Report

Page 24

\*\*\*\*\*  
Data File : D1116006.PRN  
Station : 000000000001  
Identification : 000000000001  
\*\*\*\*\*

Lanes 1-1 are Northbound

Fri - Nov 16, 90

Lane	1	Total
19:15	138	138
19:30	146	146
19:45	144	144
20:00	129	129
=====	=====	=====
Hour Totals	557	557
20:15	89	89
20:30	77	77
20:45	60	60
21:00	59	59
=====	=====	=====
Hour Totals	285	285
21:15	73	73
21:30	71	71
21:45	57	57
22:00	54	54
=====	=====	=====
Hour Totals	255	255
22:15	69	69
22:30	54	54
22:45	59	59
23:00	46	46
=====	=====	=====
Hour Totals	228	228
23:15	48	48
23:30	40	40
23:45	36	36
24:00	33	33
=====	=====	=====
Hour Totals	157	157
=====	=====	=====
Grand Totals	14501	14501
Percentages	100.0	

\*\*\*\*\*

Greiner, Inc.  
Traffic Counts  
Volume by Lane Report

Page 17

\*\*\*\*\*

Data File : D1110005.PRN  
Station : 000000000011 Count ratio : 2.00  
Identification : 000000000011 Interval : 15 minutes  
Start date : Nov 10, 90 Start time : 00:00  
Stop date : Nov 10, 90 Stop time : 24:00  
City/Town : TAMPA County : HILLSBOROUGH  
Location : LDIS SB APPROACH to CYPRESS (SB)

\*\*\*\*\*

Lanes 1-1 are Southbound

Sat - Nov 10, 90

Lane	1	Total
00:15	25	25
00:30	17	17
00:45	12	12
01:00	11	11
===== Hour Totals	65	65
01:15	10	10
01:30	13	13
01:45	10	10
02:00	6	6
===== Hour Totals	39	39
02:15	6	6
02:30	7	7
02:45	5	5
03:00	5	5
===== Hour Totals	23	23
03:15	2	2
03:30	6	6
03:45	6	6
04:00	4	4
===== Hour Totals	18	18
04:15	3	3
04:30	4	4
04:45	6	6
05:00	5	5
===== Hour Totals	18	18
05:15	2	2
05:30	2	2
05:45	13	13
06:00	3	3
===== Hour Totals	20	20

\*\*\*\*\*

Greiner, Inc.  
Traffic Counts  
Volume by Lane Report

Page 19

\*\*\*\*\*  
Data File : D1110005.PRN  
Station : 000000000011  
Identification : 000000000011  
\*\*\*\*\*  
Lanes 1-1 are Southbound

Sat - Nov 10, 90

Lane	1	Total
06:15	9	9
06:30	12	12
06:45	19	19
07:00	15	15
===== Hour Totals	55	55
07:15	21	21
07:30	23	23
07:45	31	31
08:00	30	30
===== Hour Totals	105	105
08:15	33	33
08:30	35	35
08:45	52	52
09:00	49	49
===== Hour Totals	169	169
09:15	34	34
09:30	50	50
09:45	55	55
10:00	67	67
===== Hour Totals	206	206
10:15	56	56
10:30	44	44
10:45	71	71
11:00	60	60
===== Hour Totals	231	231
11:15	64	64
11:30	70	70
11:45	65	65
12:00	75	75
===== Hour Totals	274	274
12:15	68	68
12:30	86	86
12:45	88	88

\*\*\*\*\*

Greiner, Inc.  
Traffic Counts  
Volume by Lane Report

Page 19

\*\*\*\*\*

Data File : D1110005.PRN

Station : 000000000011

Identification : 000000000011

\*\*\*\*\*

Lanes 1-1 are Southbound

Sat - Nov 10, 90

Lane	1	Total
-----	-----	-----
13:00	92	92
=====	=====	=====
Hour Totals	334	334
13:15	69	69
13:30	58	58
13:45	75	75
14:00	79	79
=====	=====	=====
Hour Totals	281	281
14:15	73	73
14:30	85	85
14:45	67	67
15:00	68	68
=====	=====	=====
Hour Totals	293	293
15:15	83	83
15:30	66	66
15:45	75	75
16:00	59	59
=====	=====	=====
Hour Totals	283	283
16:15	76	76
16:30	84	84
16:45	74	74
17:00	72	72
=====	=====	=====
Hour Totals	306	306
17:15	83	83
17:30	66	66
17:45	59	59
18:00	54	54
=====	=====	=====
Hour Totals	262	262
18:15	51	51
18:30	48	48
18:45	42	42
19:00	49	49
=====	=====	=====
Hour Totals	190	190

\*\*\*\*\*

7-31

Greiner, Inc.  
Traffic Counts  
Volume by Lane Report

Page 20

\*\*\*\*\*

Data File : D1110005.PRN  
Station : 000000000011  
Identification : 000000000011

\*\*\*\*\*

Lanes 1-1 are Southbound

Sat - Nov 10, 90

Lane	1	Total
-----	-----	-----
19:15	61	61
19:30	47	47
19:45	47	47
20:00	37	37
=====	=====	=====
Hour Totals	192	192
20:15	38	38
20:30	37	37
20:45	24	24
21:00	38	38
=====	=====	=====
Hour Totals	137	137
21:15	25	25
21:30	47	47
21:45	37	37
22:00	36	36
=====	=====	=====
Hour Totals	145	145
22:15	34	34
22:30	20	20
22:45	25	25
23:00	27	27
=====	=====	=====
Hour Totals	106	106
23:15	22	22
23:30	34	34
23:45	19	19
24:00	23	23
=====	=====	=====
Hour Totals	98	98
=====	=====	=====
Grand Totals	3850	3850
Percentages	100.0	

\*\*\*\*\*



Greiner, Inc.  
Traffic Counts  
Volume by Lane Report

Page 13

\*\*\*\*\*

Data File : D1111004.PRN  
Station : 000000000011 Count ratio : 2.00  
Identification : 000000000011 Interval : 15 minutes  
Start date : Nov 11, 90 Start time : 00:00  
Stop date : Nov 11, 90 Stop time : 24:00  
City/Town : TAMPA County : HILLSBOROUGH  
Location : LOIS SB APPROACH to CYPRESS (SB)

\*\*\*\*\*

Lanes 1-1 are Southbound

Sun - Nov 11, 90

Lane	1	Total
00:15	16	16
00:30	16	16
00:45	9	9
01:00	8	8
=====	=====	=====
Hour Totals	49	49
01:15	9	9
01:30	7	7
01:45	9	9
02:00	13	13
=====	=====	=====
Hour Totals	38	38
02:15	5	5
02:30	3	3
02:45	7	7
03:00	6	6
=====	=====	=====
Hour Totals	21	21
03:15	7	7
03:30	4	4
03:45	3	3
04:00	6	6
=====	=====	=====
Hour Totals	20	20
04:15	2	2
04:30	0	0
04:45	3	3
05:00	3	3
=====	=====	=====
Hour Totals	8	8
05:15	3	3
05:30	3	3
05:45	1	1
06:00	4	4
=====	=====	=====
Hour Totals	11	11

\*\*\*\*\*

Greiner, Inc.  
Traffic Counts  
Volume by Lane Report

Page 1

\*\*\*\*\*  
Data File : D1111004.PRN  
Station : 000000000011  
Identification : 000000000011  
\*\*\*\*\*

Lanes 1-1 are Southbound

Sun - Nov 11, 90

Lane	1	Total
06:15	6	6
06:30	10	10
06:45	8	8
07:00	5	5
=====	=====	=====
Hour Totals	29	29
07:15	7	7
07:30	10	10
07:45	8	8
08:00	19	19
=====	=====	=====
Hour Totals	44	44
08:15	14	14
08:30	11	11
08:45	26	26
09:00	34	34
=====	=====	=====
Hour Totals	85	85
09:15	27	27
09:30	29	29
09:45	30	30
10:00	33	33
=====	=====	=====
Hour Totals	119	119
10:15	43	43
10:30	32	32
10:45	55	55
11:00	34	34
=====	=====	=====
Hour Totals	164	164
11:15	49	49
11:30	49	49
11:45	41	41
12:00	37	37
=====	=====	=====
Hour Totals	176	176
12:15	48	48
12:30	43	43
12:45	57	57

\*\*\*\*\*

Greiner, Inc.  
Traffic Counts  
Volume by Lane Report

Page 15

\*\*\*\*\*  
Data File : D1111004.PRN  
Station : 000000000011  
Identification : 000000000011  
\*\*\*\*\*

Lanes 1-1 are Southbound

Sun - Nov 11, 90

Lane	1	Total
-----	-----	-----
13:00	57	57
=====	=====	=====
Hour Totals	205	205
13:15	43	43
13:30	28	28
13:45	48	48
14:00	56	56
=====	=====	=====
Hour Totals	175	175
14:15	50	50
14:30	65	65
14:45	65	65
15:00	64	64
=====	=====	=====
Hour Totals	244	244
15:15	69	69
15:30	47	47
15:45	56	56
16:00	59	59
=====	=====	=====
Hour Totals	231	231
16:15	42	42
16:30	57	57
16:45	51	51
17:00	53	53
=====	=====	=====
Hour Totals	203	203
17:15	58	58
17:30	47	47
17:45	47	47
18:00	49	49
=====	=====	=====
Hour Totals	201	201
18:15	43	43
18:30	55	55
18:45	39	39
19:00	35	35
=====	=====	=====
Hour Totals	172	172

\*\*\*\*\*

Greiner, Inc.  
Traffic Counts  
Volume by Lane Report

Page 16

\*\*\*\*\*  
Data File : D1111004.PRN  
Station : 000000000011  
Identification : 000000000011  
\*\*\*\*\*

Lanes 1-1 are Southbound

Sun - Nov 11, 90

Lane	1	Total
19:15	37	37
19:30	26	26
19:45	29	29
20:00	27	27
=====	=====	=====
Hour Totals	119	119
20:15	42	42
20:30	38	38
20:45	33	33
21:00	19	19
=====	=====	=====
Hour Totals	132	132
21:15	30	30
21:30	27	27
21:45	41	41
22:00	14	14
=====	=====	=====
Hour Totals	112	112
22:15	23	23
22:30	19	19
22:45	3	3
23:00	18	18
=====	=====	=====
Hour Totals	63	63
23:15	24	24
23:30	13	13
23:45	14	14
24:00	7	7
=====	=====	=====
Hour Totals	58	58
=====	=====	=====
Grand Totals	2679	2679
Percentages	100.0	

\*\*\*\*\*

Greiner, Inc.  
Traffic Counts  
Volume by Lane Report

Page

```
*****
Data File       : D1112004.PRN
Station        : 000000000011
Identification  : 000000000011
Start date     : Nov 12, 90
Stop date      : Nov 12, 90
City/Town      : TAMPA
Location       : LOIS SB APPROACH to CYPRESS (SB)
Count ratio    : 2.00
Interval       : 15 minutes
Start time     : 00:00
Stop time      : 24:00
County         : HILLSBOROUGH
*****
```

Lanes 1-1 are Southbound

Mon - Nov 12, 90

Lane	1	Total
00:15	6	6
00:30	10	10
00:45	1	1
01:00	7	7
====	====	====
Hour Totals	24	24
01:15	4	4
01:30	2	2
01:45	2	2
02:00	6	6
====	====	====
Hour Totals	14	14
02:15	8	8
02:30	7	7
02:45	2	2
03:00	10	10
====	====	====
Hour Totals	27	27
03:15	2	2
03:30	1	1
03:45	3	3
04:00	2	2
====	====	====
Hour Totals	8	8
04:15	3	3
04:30	4	4
04:45	1	1
05:00	8	8
====	====	====
Hour Totals	16	16
05:15	11	11
05:30	15	15
05:45	16	16
06:00	13	13
====	====	====
Hour Totals	55	55

\*\*\*\*\*

Greiner, Inc.  
Traffic Counts  
Volume by Lane Report

Page

\*\*\*\*\*  
Data File : D1112004.PRN  
Station : 000000000011  
Identification : 000000000011  
\*\*\*\*\*

Lanes 1-1 are Southbound

Mon - Nov 12, 90

Lane	1	Total
06:15	23	23
06:30	29	29
06:45	50	50
07:00	58	58
=====	=====	=====
Hour Totals	160	160
07:15	108	108
07:30	102	102
07:45	135	135
08:00	155	155
=====	=====	=====
Hour Totals	500	500
08:15	151	151
08:30	145	145
08:45	100	100
09:00	112	112
=====	=====	=====
Hour Totals	508	508
09:15	87	87
09:30	69	69
09:45	87	87
10:00	80	80
=====	=====	=====
Hour Totals	323	323
10:15	93	93
10:30	60	60
10:45	68	68
11:00	83	83
=====	=====	=====
Hour Totals	304	304
11:15	116	116
11:30	106	106
11:45	133	133
12:00	148	148
=====	=====	=====
Hour Totals	503	503
12:15	145	145
12:30	116	116
12:45	119	119

\*\*\*\*\*

Greiner, Inc.  
Traffic Counts  
Volume by Lane Report

Page

\*\*\*\*\*  
Data File : D1112004.PRN  
Station : 000000000011  
Identification : 000000000011  
\*\*\*\*\*  
Lanes 1-1 are Southbound

```

Mon - Nov 12, 90
Lane          1          Total
-----
13:00         177         177
=====
Hour Totals   557         557

13:15         154         154
13:30         113         113
13:45         111         111
14:00         117         117
=====
Hour Totals   495         495

14:15          99          99
14:30          85          85
14:45         111         111
15:00         111         111
=====
Hour Totals   406         406

15:15         123         123
15:30         116         116
15:45         132         132
16:00         144         144
=====
Hour Totals   515         515

16:15         148         148
16:30         125         125
16:45         162         162
17:00         162         162
=====
Hour Totals   597         597

17:15         224         224
17:30         192         192
17:45         143         143
18:00         113         113
=====
Hour Totals   672         672

18:15          96          96
18:30          69          69
18:45          77          77
19:00          69          69
=====
Hour Totals   311         311

```

\*\*\*\*\*

Greiner, Inc.  
Traffic Counts  
Volume by Lane Report

Page

\*\*\*\*\*  
Data File : D1112004.PRN  
Station : 000000000011  
Identification : 000000000011  
\*\*\*\*\*

Lanes 1-1 are Southbound

Mon - Nov 12, 90

Lane	1	Total
19:15	63	63
19:30	53	53
19:45	48	48
20:00	33	33
=====	=====	=====
Hour Totals	197	197
20:15	45	45
20:30	35	35
20:45	36	36
21:00	39	39
=====	=====	=====
Hour Totals	155	155
21:15	38	38
21:30	29	29
21:45	19	19
22:00	24	24
=====	=====	=====
Hour Totals	110	110
22:15	32	32
22:30	17	17
22:45	17	17
23:00	14	14
=====	=====	=====
Hour Totals	80	80
23:15	18	18
23:30	13	13
23:45	9	9
24:00	3	3
=====	=====	=====
Hour Totals	43	43
=====	=====	=====
Grand Totals	6580	6580
Percentages	100.0	

\*\*\*\*\*



Greiner, Inc.  
Traffic Counts  
Volume by Lane Report

Page 1

\*\*\*\*\*

Data File : D1113005.PRN  
Station : 000000000011 Count ratio : 2.00  
Identification : 000000000011 Interval : 15 minutes  
Start date : Nov 13, 90 Start time : 00:00  
Stop date : Nov 13, 90 Stop time : 24:00  
City/Town : TAMPA County : HILLSBOROUGH  
Location : LOIS SOUTHBOUND APPROACH to CYPRESS (SB)

\*\*\*\*\*

Lanes 1-1 are Southbound

-----  
Tue - Nov 13, 90

Lane	1	Total
-----	-----	-----
00:15	9	9
00:30	5	5
00:45	9	9
01:00	7	7
=====	=====	=====
Hour Totals	30	30
01:15	1	1
01:30	7	7
01:45	6	6
02:00	4	4
=====	=====	=====
Hour Totals	18	18
02:15	5	5
02:30	1	1
02:45	1	1
03:00	3	3
=====	=====	=====
Hour Totals	10	10
03:15	7	7
03:30	2	2
03:45	1	1
04:00	4	4
=====	=====	=====
Hour Totals	14	14
04:15	0	0
04:30	4	4
04:45	8	8
05:00	3	3
=====	=====	=====
Hour Totals	15	15
05:15	6	6
05:30	13	13
05:45	16	16
06:00	24	24
=====	=====	=====
Hour Totals	59	59

\*\*\*\*\*

Greiner, Inc.  
Traffic Counts  
Volume by Lane Report

Page 1

```
*****
Data File       : D1113005.PRN
Station        : 000000000011
Identification  : 000000000011
*****
Lanes 1-1 are Southbound
```

Tue - Nov 13, 90

Lane	1	Total
06:15	17	17
06:30	23	23
06:45	57	57
07:00	71	71
=====	=====	=====
Hour Totals	168	168
07:15	87	87
07:30	132	132
07:45	134	134
08:00	168	168
=====	=====	=====
Hour Totals	521	521
08:15	147	147
08:30	157	157
08:45	107	107
09:00	105	105
=====	=====	=====
Hour Totals	516	516
09:15	80	80
09:30	113	113
09:45	81	81
10:00	88	88
=====	=====	=====
Hour Totals	362	362
10:15	72	72
10:30	71	71
10:45	82	82
11:00	103	103
=====	=====	=====
Hour Totals	328	328
11:15	109	109
11:30	129	129
11:45	149	149
12:00	132	132
=====	=====	=====
Hour Totals	519	519
12:15	152	152
12:30	124	124
12:45	158	158

\*\*\*\*\*

Greiner, Inc.  
Traffic Counts  
Volume by Lane Report

Page 1

\*\*\*\*\*  
Data File : D1113005.PRN  
Station : 000000000011  
Identification : 000000000011  
\*\*\*\*\*

Lanes 1-1 are Southbound

Tue - Nov 13, 90

Lane	1	Total
-----	-----	-----
13:00	138	138
=====	=====	=====
Hour Totals	572	572
13:15	134	134
13:30	130	130
13:45	100	100
14:00	120	120
=====	=====	=====
Hour Totals	484	484
14:15	108	108
14:30	98	98
14:45	113	113
15:00	109	109
=====	=====	=====
Hour Totals	428	428
15:15	116	116
15:30	121	121
15:45	124	124
16:00	145	145
=====	=====	=====
Hour Totals	506	506
16:15	145	145
16:30	139	139
16:45	162	162
17:00	176	176
=====	=====	=====
Hour Totals	622	622
17:15	236	236
17:30	175	175
17:45	175	175
18:00	119	119
=====	=====	=====
Hour Totals	705	705
18:15	110	110
18:30	108	108
18:45	64	64
19:00	56	56
=====	=====	=====
Hour Totals	338	338

\*\*\*\*\*

Greiner, Inc.  
Traffic Counts  
Volume by Lane Report

Page 2

\*\*\*\*\*  
Data File : D1113005.PRN  
Station : 000000000011  
Identification : 000000000011  
\*\*\*\*\* \*  
Lanes 1-1 are Southbound

Tue - Nov 13, 90

Lane	1	Total
19:15	61	61
19:30	48	48
19:45	71	71
20:00	44	44
=====	=====	=====
Hour Totals	224	224
20:15	35	35
20:30	45	45
20:45	36	36
21:00	33	33
=====	=====	=====
Hour Totals	149	149
21:15	39	39
21:30	38	38
21:45	28	28
22:00	27	27
=====	=====	=====
Hour Totals	132	132
22:15	37	37
22:30	28	28
22:45	19	19
23:00	15	15
=====	=====	=====
Hour Totals	99	99
23:15	24	24
23:30	21	21
23:45	10	10
24:00	9	9
=====	=====	=====
Hour Totals	64	64
=====	=====	=====
Grand Totals	6883	6883
Percentages	100.0	

\*\*\*\*\*

Greiner, Inc.  
Traffic Counts  
Volume by Lane Report

Page

\*\*\*\*\*  
Data File : D1114004.PRN  
Station : 000000000011 Count ratio : 2.00  
Identification : 000000000011 Interval : 15 minutes  
Start date : Nov 14, 90 Start time : 00:00  
Stop date : Nov 14, 90 Stop time : 24:00  
City/Town : TAMPA County : HILLSBOROUGH  
Location : LOIS SB APPROACH to CYPRESS (SB)  
\*\*\*\*\*

Lanes 1-1 are Southbound  
-----

Wed - Nov 14, 90

Lane	1	Total
00:15	8	8
00:30	7	7
00:45	13	13
01:00	8	8
=====	=====	=====
Hour Totals	36	36
01:15	10	10
01:30	7	7
01:45	8	8
02:00	3	3
=====	=====	=====
Hour Totals	28	28
02:15	8	8
02:30	5	5
02:45	6	6
03:00	3	3
=====	=====	=====
Hour Totals	22	22
03:15	3	3
03:30	8	8
03:45	5	5
04:00	6	6
=====	=====	=====
Hour Totals	22	22
04:15	5	5
04:30	8	8
04:45	10	10
05:00	5	5
=====	=====	=====
Hour Totals	28	28
05:15	7	7
05:30	19	19
05:45	22	22
06:00	24	24
=====	=====	=====
Hour Totals	72	72

\*\*\*\*\*

Greiner, Inc.  
Traffic Counts  
Volume by Lane Report

Page

```
***** *
Data File      : D1114004.PRN
Station       : 000000000011
Identification : 000000000011
***** *
Lanes 1-1 are Southbound
-----
Wed - Nov 14, 90
Lane          1          Total
-----
06:15         25         25
06:30         52         52
06:45         64         64
07:00         58         58
=====
Hour Totals   199       199

07:15         91         91
07:30        134        134
07:45        146        146
08:00        176        176
=====
Hour Totals   547       547

08:15        176        176
08:30        140        140
08:45        161        161
09:00        153        153
=====
Hour Totals   630       630

09:15         95         95
09:30        134        134
09:45        120        120
10:00        116        116
=====
Hour Totals   465       465

10:15        104        104
10:30         92         92
10:45         85         85
11:00         75         75
=====
Hour Totals   356       356

11:15        116        116
11:30        103        103
11:45        141        141
12:00        133        133
=====
Hour Totals   493       493

12:15        120        120
12:30        141        141
12:45        122        122
*****)
```

Greiner, Inc.  
Traffic Counts  
Volume by Lane Report

Page

\*\*\*\*\*  
Data File : D1114004.PRN  
Station : 000000000011  
Identification : 000000000011  
\*\*\*\*\*

Lanes 1-1 are Southbound

-----  
Wed - Nov 14, 90

Lane	1	Total
-----	-----	-----
13:00	145	145
=====	=====	=====
Hour Totals	528	528
13:15	145	145
13:30	130	130
13:45	134	134
14:00	112	112
=====	=====	=====
Hour Totals	521	521
14:15	110	110
14:30	99	99
14:45	115	115
15:00	124	124
=====	=====	=====
Hour Totals	448	448
15:15	131	131
15:30	123	123
15:45	149	149
16:00	176	176
=====	=====	=====
Hour Totals	579	579
16:15	154	154
16:30	171	171
16:45	161	161
17:00	161	161
=====	=====	=====
Hour Totals	647	647
17:15	240	240
17:30	196	196
17:45	219	219
18:00	102	102
=====	=====	=====
Hour Totals	757	757
18:15	99	99
18:30	138	138
18:45	128	128
19:00	106	106
=====	=====	=====
Hour Totals	471	471

\*\*\*\*\*

Greiner, Inc.  
Traffic Counts  
Volume by Lane Report

Page

\*\*\*\*\*  
Data File : D1114004.PRN  
Station : 000000000011  
Identification : 000000000011  
\*\*\*\*\*

Lanes 1-1 are Southbound

Wed - Nov 14, 90

Lane	1	Total
19:15	90	90
19:30	69	69
19:45	46	46
20:00	47	47
=====	=====	=====
Hour Totals	252	252
20:15	74	74
20:30	45	45
20:45	69	69
21:00	102	102
=====	=====	=====
Hour Totals	290	290
21:15	102	102
21:30	92	92
21:45	101	101
22:00	47	47
=====	=====	=====
Hour Totals	342	342
22:15	38	38
22:30	35	35
22:45	24	24
23:00	25	25
=====	=====	=====
Hour Totals	122	122
23:15	26	26
23:30	13	13
23:45	18	18
24:00	7	7
=====	=====	=====
Hour Totals	64	64
=====	=====	=====
Grand Totals	7919	7919
Percentages	100.0	

\*\*\*\*\*



Greiner, Inc.  
Traffic Counts  
Volume by Lane Report

Page

\*\*\*\*\*

Data File : D1115002.PRN	Count ratio : 2.00
Station : 000000000011	Interval : 15 minutes
Identification : 000000000011	Start time : 00:00
Start date : Nov 15, 90	Stop time : 24:00
Stop date : Nov 15, 90	County : HILLSBOROUGH
City/Town : TAMPA	
Location : LOIS SB APPROACH to CYPRESS (SB)	

\*\*\*\*\*

Lanes 1-1 are Southbound

-----  
Thu - Nov 15, 90

Lane	1	Total
-----	-----	-----
00:15	7	7
00:30	6	6
00:45	10	10
01:00	6	6
=====	=====	=====
Hour Totals	29	29
01:15	9	9
01:30	5	5
01:45	7	7
02:00	2	2
=====	=====	=====
Hour Totals	23	23
02:15	7	7
02:30	4	4
02:45	5	5
03:00	2	2
=====	=====	=====
Hour Totals	18	18
03:15	2	2
03:30	7	7
03:45	4	4
04:00	4	4
=====	=====	=====
Hour Totals	17	17
04:15	3	3
04:30	7	7
04:45	9	9
05:00	3	3
=====	=====	=====
Hour Totals	22	22
05:15	4	4
05:30	18	18
05:45	21	21
06:00	21	21
=====	=====	=====
Hour Totals	64	64

\*\*\*\*\*

Greiner, Inc.  
Traffic Counts  
Volume by Lane Report

Page

\*\*\*\*\*  
Data File : D1115002.PRN  
Station : 000000000011  
Identification : 000000000011  
\*\*\*\*\*

Lanes 1-1 are Southbound

-----  
Thu - Nov 15, 90

Lane	1	Total
-----	-----	-----
06:15	21	21
06:30	35	35
06:45	51	51
07:00	63	63
=====	=====	=====
Hour Totals	170	170

07:15	105	105
07:30	112	112
07:45	136	136
08:00	142	142
=====	=====	=====
Hour Totals	495	495

08:15	152	152
08:30	140	140
08:45	119	119
09:00	99	99
=====	=====	=====
Hour Totals	510	510

09:15	97	97
09:30	82	82
09:45	84	84
10:00	78	78
=====	=====	=====
Hour Totals	341	341

10:15	78	78
10:30	70	70
10:45	77	77
11:00	99	99
=====	=====	=====
Hour Totals	324	324

11:15	90	90
11:30	88	88
11:45	150	150
12:00	137	137
=====	=====	=====
Hour Totals	465	465

12:15	138	138
12:30	136	136
12:45	124	124

\*\*\*\*\*

Greiner, Inc.  
Traffic Counts  
Volume by Lane Report

Page

\*\*\*\*\*  
Data File : D1115002.PRN  
Station : 000000000011  
Identification : 000000000011  
\*\*\*\*\*  
Lanes 1-1 are Southbound

-----  
Thu - Nov 15, 90

Lane	1	Total
-----	-----	-----
13:00	137	137
=====	=====	=====
Hour Totals	535	535
13:15	122	122
13:30	127	127
13:45	116	116
14:00	114	114
=====	=====	=====
Hour Totals	479	479
14:15	102	102
14:30	82	82
14:45	104	104
15:00	104	104
=====	=====	=====
Hour Totals	392	392
15:15	108	108
15:30	135	135
15:45	129	129
16:00	145	145
=====	=====	=====
Hour Totals	517	517
16:15	173	173
16:30	132	132
16:45	171	171
17:00	166	166
=====	=====	=====
Hour Totals	642	642
17:15	236	236
17:30	155	155
17:45	162	162
18:00	135	135
=====	=====	=====
Hour Totals	688	688
18:15	109	109
18:30	98	98
18:45	82	82
19:00	79	79
=====	=====	=====
Hour Totals	368	368

\*\*\*\*\*

Greiner, Inc.  
Traffic Counts  
Volume by Lane Report

Page

```

*****
Data File       : D1115002.PRN
Station        : 000000000011
Identification  : 000000000011
*****
Lanes 1-1 are Southbound
-----
Thu - Nov 15, 90
Lane           1           Total
-----
19:15          62          62
19:30          57          57
19:45          52          52
20:00          58          58
=====
Hour Totals    229          229

20:15          44          44
20:30          47          47
20:45          34          34
21:00          50          50
=====
Hour Totals    175          175

21:15          70          70
21:30          63          63
21:45          31          31
22:00          34          34
=====
Hour Totals    198          198

22:15          24          24
22:30          30          30
22:45          14          14
23:00          23          23
=====
Hour Totals    91          91

23:15          18          18
23:30          18          18
23:45          23          23
24:00          13          13
=====
Hour Totals    72          72

=====
Grand Totals   6864         6864
Percentages    100.0
*****

```

Greiner, Inc.  
Traffic Counts  
Volume by Lane Report

Page

```
*****
Data File       : D1116007.PRN
Station        : 000000000011          Count ratio : 2.00
Identification : 000000000011          Interval    : 15 minutes
Start date     : Nov 16, 90             Start time   : 00:00
Stop date      : Nov 16, 90             Stop time    : 24:00
City/Town      : TAMPA                  County       : HILLSBOROUGH
Location       : LOIS SB APPROACH to CYPRESS (SB)
*****
Lanes 1-1 are Southbound
*****
```

Fri - Nov 16, 90

Lane	1	Total
00:15	12	12
00:30	16	16
00:45	5	5
01:00	4	4
=====	=====	=====
Hour Totals	37	37
01:15	8	8
01:30	3	3
01:45	4	4
02:00	7	7
=====	=====	=====
Hour Totals	22	22
02:15	5	5
02:30	4	4
02:45	6	6
03:00	2	2
=====	=====	=====
Hour Totals	17	17
03:15	2	2
03:30	3	3
03:45	5	5
04:00	2	2
=====	=====	=====
Hour Totals	12	12
04:15	2	2
04:30	4	4
04:45	3	3
05:00	11	11
=====	=====	=====
Hour Totals	20	20
05:15	2	2
05:30	14	14
05:45	16	16
06:00	21	21
=====	=====	=====
Hour Totals	53	53

\*\*\*\*\*

Greiner, Inc.  
Traffic Counts  
Volume by Lane Report

Page

\*\*\*\*\* \*  
Data File : D1116007.PRN  
Station : 000000000011  
Identification : 000000000011  
\*\*\*\*\* \*  
Lanes 1-1 are Southbound

Fri - Nov 16, 90

Lane	1	Total
06:15	20	20
06:30	32	32
06:45	58	58
07:00	65	65
=====	=====	=====
Hour Totals	175	175
07:15	107	107
07:30	88	88
07:45	150	150
08:00	168	168
=====	=====	=====
Hour Totals	513	513
08:15	136	136
08:30	132	132
08:45	98	98
09:00	101	101
=====	=====	=====
Hour Totals	467	467
09:15	102	102
09:30	80	80
09:45	73	73
10:00	90	90
=====	=====	=====
Hour Totals	345	345
10:15	95	95
10:30	93	93
10:45	76	76
11:00	98	98
=====	=====	=====
Hour Totals	362	362
11:15	129	129
11:30	108	108
11:45	159	159
12:00	129	129
=====	=====	=====
Hour Totals	525	525
12:15	141	141
12:30	114	114
12:45	138	138

\*\*\*\*\*!

Greiner, Inc.  
Traffic Counts  
Volume by Lane Report

Page

\*\*\*\*\*  
Data File : D1116007.PRN  
Station : 000000000011  
Identification : 000000000011  
\*\*\*\*\*

Lanes 1-1 are Southbound

Fri - Nov 16, 90

Lane	1	Total
-----	-----	-----
13:00	129	129
=====	=====	=====
Hour Totals	522	522
13:15	132	132
13:30	185	185
13:45	125	125
14:00	116	116
=====	=====	=====
Hour Totals	558	558
14:15	112	112
14:30	118	118
14:45	124	124
15:00	106	106
=====	=====	=====
Hour Totals	460	460
15:15	128	128
15:30	117	117
15:45	146	146
16:00	164	164
=====	=====	=====
Hour Totals	555	555
16:15	178	178
16:30	142	142
16:45	184	184
17:00	157	157
=====	=====	=====
Hour Totals	661	661
17:15	246	246
17:30	162	162
17:45	128	128
18:00	101	101
=====	=====	=====
Hour Totals	637	637
18:15	78	78
18:30	85	85
18:45	77	77
19:00	74	74
=====	=====	=====
Hour Totals	314	314

\*\*\*\*\*

Greiner, Inc.  
Traffic Counts  
Volume by Lane Report

Page

\*\*\*\*\*  
Data File : D1116007.PRN  
Station : 000000000011  
Identification : 000000000011  
\*\*\*\*\*

Lanes 1-1 are Southbound

Fri - Nov 16, 90

Lane	1	Total
-----	-----	-----
19:15	66	66
19:30	57	57
19:45	55	55
20:00	54	54
=====	=====	=====
Hour Totals	232	232
20:15	52	52
20:30	56	56
20:45	32	32
21:00	30	30
=====	=====	=====
Hour Totals	170	170
21:15	39	39
21:30	56	56
21:45	54	54
22:00	40	40
=====	=====	=====
Hour Totals	189	189
22:15	42	42
22:30	41	41
22:45	32	32
23:00	46	46
=====	=====	=====
Hour Totals	161	161
23:15	29	29
23:30	27	27
23:45	28	28
24:00	21	21
=====	=====	=====
Hour Totals	105	105
=====	=====	=====
Grand Totals	7112	7112
Percentages	100.0	

\*\*\*\*\*



Greiner, Inc.  
Traffic Counts  
Volume by Lane Report

Page 13

```
*****
Data File       : D1110004.PRN
Station        : 0000000000016      Count ratio : 2.00
Identification : 0000000000016      Interval    : 15 minutes
Start date     : Nov 10, 90          Start time   : 00:00
Stop date      : Nov 10, 90          Stop time    : 24:00
City/Town      : TAMPA               County       : HILLSBOROUGH
Location       : CYPRESS EB APPROACH to LOIS (EB)
*****
```

Lanes 1-1 are Eastbound

Sat - Nov 10, 90

Lane	1	Total
00:15	32	32
00:30	23	23
00:45	28	28
01:00	37	37
=====	=====	=====
Hour Totals	120	120
01:15	10	10
01:30	19	19
01:45	15	15
02:00	21	21
=====	=====	=====
Hour Totals	65	65
02:15	27	27
02:30	16	16
02:45	8	8
03:00	36	36
=====	=====	=====
Hour Totals	87	87
03:15	17	17
03:30	7	7
03:45	3	3
04:00	7	7
=====	=====	=====
Hour Totals	34	34
04:15	7	7
04:30	7	7
04:45	3	3
05:00	1	1
=====	=====	=====
Hour Totals	18	18
05:15	3	3
05:30	3	3
05:45	0	0
06:00	4	4
=====	=====	=====
Hour Totals	10	10

\*\*\*\*\*

Greiner, Inc.  
Traffic Counts  
Volume by Lane Report

Page 4

\*\*\*\*\*

Data File : D1110004.PRN  
Station : 000000000016  
Identification : 000000000016

\*\*\*\*\*

Lanes 1-1 are Eastbound

Sat - Nov 10, 90

Lane	1	Total
06:15	6	6
06:30	8	8
06:45	10	10
07:00	19	19
===== Hour Totals	43	43
07:15	19	19
07:30	7	7
07:45	18	18
08:00	25	25
===== Hour Totals	69	69
08:15	23	23
08:30	29	29
08:45	57	57
09:00	60	60
===== Hour Totals	169	169
09:15	35	35
09:30	55	55
09:45	44	44
10:00	43	43
===== Hour Totals	177	177
10:15	51	51
10:30	40	40
10:45	57	57
11:00	62	62
===== Hour Totals	210	210
11:15	48	48
11:30	49	49
11:45	49	49
12:00	62	62
===== Hour Totals	208	208
12:15	69	69
12:30	71	71
12:45	59	59

\*\*\*\*\*

Greiner, Inc.  
Traffic Counts  
Volume by Lane Report

Page 15

\*\*\*\*\*  
Data File : D1110004.PRN  
Station : 000000000016  
Identification : 000000000016  
\*\*\*\*\*  
Lanes 1-1 are Eastbound

Sat - Nov 10, 90

Lane	1	Total
-----	-----	-----
13:00	57	57
=====	=====	=====
Hour Totals	256	256
13:15	80	80
13:30	58	58
13:45	57	57
14:00	53	53
=====	=====	=====
Hour Totals	248	248
14:15	95	95
14:30	72	72
14:45	59	59
15:00	50	50
=====	=====	=====
Hour Totals	276	276
15:15	80	80
15:30	73	73
15:45	58	58
16:00	43	43
=====	=====	=====
Hour Totals	254	254
16:15	41	41
16:30	43	43
16:45	78	78
17:00	49	49
=====	=====	=====
Hour Totals	211	211
17:15	42	42
17:30	52	52
17:45	62	62
18:00	54	54
=====	=====	=====
Hour Totals	210	210
18:15	44	44
18:30	50	50
18:45	41	41
19:00	41	41
=====	=====	=====
Hour Totals	176	176

\*\*\*\*\*

Greiner, Inc.  
Traffic Counts  
Volume by Lane Report

Page 15

\*\*\*\*\*

Data File : D1110004.PRN  
Station : 000000000016  
Identification : 000000000016

\*\*\*\*\*

Lanes 1-1 are Eastbound

Sat - Nov 10, 90

Lane	1	Total
19:15	17	17
19:30	40	40
19:45	24	24
20:00	29	29
=====	=====	=====
Hour Totals	110	110
20:15	31	31
20:30	27	27
20:45	26	26
21:00	37	37
=====	=====	=====
Hour Totals	121	121
21:15	24	24
21:30	36	36
21:45	39	39
22:00	24	24
=====	=====	=====
Hour Totals	123	123
22:15	19	19
22:30	26	26
22:45	24	24
23:00	30	30
=====	=====	=====
Hour Totals	99	99
23:15	22	22
23:30	30	30
23:45	34	34
24:00	31	31
=====	=====	=====
Hour Totals	117	117
=====	=====	=====
Grand Totals	3411	3411
Percentages	100.0	

\*\*\*\*\*

Greiner, Inc.  
Traffic Counts  
Volume by Lane Report

Page

\*\*\*\*\*  
Data File : D1111002.PRN  
Station : 000000000016 Count ratio : 2.00  
Identification : 000000000016 Interval : 15 minutes  
Start date : Nov 11, 90 Start time : 00:00  
Stop date : Nov 11, 90 Stop time : 24:00  
City/Town : TAMPA County : HILLSBOROUGH  
Location : CYPRESS EB APPROACH to LOIS (EB)  
\*\*\*\*\*

Lanes 1-1 are Eastbound  
-----

Sun - Nov 11, 90

Lane	1	Total
00:15	37	37
00:30	33	33
00:45	25	25
01:00	16	16
=====	=====	=====
Hour Totals	111	111
01:15	25	25
01:30	13	13
01:45	7	7
02:00	8	8
=====	=====	=====
Hour Totals	53	53
02:15	17	17
02:30	5	5
02:45	14	14
03:00	15	15
=====	=====	=====
Hour Totals	51	51
03:15	3	3
03:30	4	4
03:45	4	4
04:00	1	1
=====	=====	=====
Hour Totals	12	12
04:15	1	1
04:30	2	2
04:45	2	2
05:00	3	3
=====	=====	=====
Hour Totals	8	8
05:15	2	2
05:30	2	2
05:45	1	1
06:00	5	5
=====	=====	=====
Hour Totals	10	10

\*\*\*\*\*

Greiner, Inc.  
Traffic Counts  
Volume by Lane Report

Page

\*\*\*\*\*  
Data File : D1111002.PRN  
Station : 000000000016  
Identification : 000000000016  
\*\*\*\*\*  
Lanes 1-1 are Eastbound

Sun - Nov 11, 90

Lane	1	Total
-----	-----	-----
06:15	7	7
06:30	8	8
06:45	10	10
07:00	3	3
=====	=====	=====
Hour Totals	28	28
07:15	16	16
07:30	9	9
07:45	16	16
08:00	8	8
=====	=====	=====
Hour Totals	49	49
08:15	4	4
08:30	12	12
08:45	21	21
09:00	12	12
=====	=====	=====
Hour Totals	49	49
09:15	22	22
09:30	27	27
09:45	16	16
10:00	25	25
=====	=====	=====
Hour Totals	90	90
10:15	37	37
10:30	30	30
10:45	34	34
11:00	36	36
=====	=====	=====
Hour Totals	137	137
11:15	27	27
11:30	28	28
11:45	32	32
12:00	26	26
=====	=====	=====
Hour Totals	113	113
12:15	44	44
12:30	52	52
12:45	63	63

\*\*\*\*\*

Greiner, Inc.  
Traffic Counts  
Volume by Lane Report

Page

\*\*\*\*\*  
Data File : D1111002.PRN  
Station : 000000000016  
Identification : 000000000016  
\*\*\*\*\*

Lanes 1-1 are Eastbound

Sun - Nov 11, 90

Lane	1	Total
-----	-----	-----
13:00	66	66
=====	=====	=====
Hour Totals	225	225
13:15	64	64
13:30	50	50
13:45	26	26
14:00	32	32
=====	=====	=====
Hour Totals	172	172
14:15	26	26
14:30	27	27
14:45	36	36
15:00	27	27
=====	=====	=====
Hour Totals	116	116
15:15	49	49
15:30	21	21
15:45	31	31
16:00	35	35
=====	=====	=====
Hour Totals	136	136
16:15	21	21
16:30	42	42
16:45	25	25
17:00	32	32
=====	=====	=====
Hour Totals	120	120
17:15	40	40
17:30	26	26
17:45	37	37
18:00	41	41
=====	=====	=====
Hour Totals	144	144
18:15	29	29
18:30	18	18
18:45	34	34
19:00	29	29
=====	=====	=====
Hour Totals	110	110

\*\*\*\*\*

Greiner, Inc.  
Traffic Counts  
Volume by Lane Report

Page

\*\*\*\*\*  
Data File : D1111002.PRN  
Station : 000000000016  
Identification : 000000000016  
\*\*\*\*\*  
Lanes 1-1 are Eastbound

Sun - Nov 11, 90

Lane	1	Total
-----	-----	-----
19:15	16	16
19:30	15	15
19:45	23	23
20:00	19	19
=====	=====	=====
Hour Totals	73	73
20:15	24	24
20:30	25	25
20:45	20	20
21:00	15	15
=====	=====	=====
Hour Totals	84	84
21:15	21	21
21:30	9	9
21:45	19	19
22:00	8	8
=====	=====	=====
Hour Totals	57	57
22:15	21	21
22:30	5	5
22:45	12	12
23:00	16	16
=====	=====	=====
Hour Totals	54	54
23:15	8	8
23:30	6	6
23:45	13	13
24:00	5	5
=====	=====	=====
Hour Totals	32	32
=====	=====	=====
Grand Totals	2034	2034
Percentages	100.0	

\*\*\*\*\*



Greiner, Inc.  
Traffic Counts  
Volume by Lane Report

Page

\*\*\*\*\*

Data File : D1112005.PRN  
Station : 000000000016 Count ratio : 2.00  
Identification : 000000000016 Interval : 15 minutes  
Start date : Nov 12, 90 Start time : 00:00  
Stop date : Nov 12, 90 Stop time : 24:00  
City/Town : TAMPA County : HILLSBOROUGH  
Location : CYPRESS EB APPROACH to LOIS (EB)

\*\*\*\*\*

Lanes 1-1 are Eastbound

Mon - Nov 12, 90

Lane	1	Total
00:15	15	15
00:30	2	2
00:45	7	7
01:00	5	5
===== Hour Totals	29	29
01:15	1	1
01:30	0	0
01:45	2	2
02:00	2	2
===== Hour Totals	5	5
02:15	5	5
02:30	1	1
02:45	0	0
03:00	1	1
===== Hour Totals	7	7
03:15	1	1
03:30	0	0
03:45	3	3
04:00	1	1
===== Hour Totals	5	5
04:15	3	3
04:30	1	1
04:45	5	5
05:00	1	1
===== Hour Totals	10	10
05:15	3	3
05:30	8	8
05:45	7	7
06:00	19	19
===== Hour Totals	37	37

\*\*\*\*\*

Greiner, Inc.  
Traffic Counts  
Volume by Lane Report

Page

\*\*\*\*\*  
Data File : D1112005.PRN  
Station : 000000000016  
Identification : 000000000016  
\*\*\*\*\*  
Lanes 1-1 are Eastbound

Mon - Nov 12, 90

Lane	1	Total
06:15	14	14
06:30	16	16
06:45	29	29
07:00	44	44
===== Hour Totals	103	103
07:15	31	31
07:30	40	40
07:45	47	47
08:00	65	65
===== Hour Totals	183	183
08:15	88	88
08:30	58	58
08:45	77	77
09:00	78	78
===== Hour Totals	301	301
09:15	67	67
09:30	88	88
09:45	79	79
10:00	56	56
===== Hour Totals	290	290
10:15	84	84
10:30	66	66
10:45	96	96
11:00	89	89
===== Hour Totals	335	335
11:15	96	96
11:30	158	158
11:45	209	209
12:00	213	213
===== Hour Totals	676	676
12:15	252	252
12:30	186	186
12:45	169	169

\*\*\*\*\*

Greiner, Inc.  
Traffic Counts  
Volume by Lane Report

Page

\*\*\*\*\*  
Data File : D1112005.PRN  
Station : 000000000016  
Identification : 000000000016  
\*\*\*\*\*  
Lanes 1-1 are Eastbound  
-----

Mon - Nov 12, 90

Lane	1	Total
-----	-----	-----
13:00	161	161
=====	=====	=====
Hour Totals	768	768
13:15	147	147
13:30	103	103
13:45	127	127
14:00	128	128
=====	=====	=====
Hour Totals	505	505
14:15	136	136
14:30	90	90
14:45	84	84
15:00	105	105
=====	=====	=====
Hour Totals	415	415
15:15	114	114
15:30	136	136
15:45	186	186
16:00	191	191
=====	=====	=====
Hour Totals	627	627
16:15	256	256
16:30	284	284
16:45	290	290
17:00	418	418
=====	=====	=====
Hour Totals	1248	1248
17:15	549	549
17:30	324	324
17:45	377	377
18:00	178	178
=====	=====	=====
Hour Totals	1428	1428
18:15	135	135
18:30	113	113
18:45	67	67
19:00	63	63
=====	=====	=====
Hour Totals	378	378

\*\*\*\*\*

Greiner, Inc.  
Traffic Counts  
Volume by Lane Report

Page

```
*****
Data File      : D1112005.PRN
Station       : 000000000016
Identification : 000000000016
*****
Lanes 1-1 are Eastbound
```

Mon - Nov 12, 90

Lane	1	Total
19:15	72	72
19:30	56	56
19:45	55	55
20:00	48	48
===== Hour Totals	231	231
20:15	49	49
20:30	61	61
20:45	35	35
21:00	48	48
===== Hour Totals	193	193
21:15	46	46
21:30	33	33
21:45	28	28
22:00	41	41
===== Hour Totals	148	148
22:15	28	28
22:30	21	21
22:45	11	11
23:00	14	14
===== Hour Totals	74	74
23:15	15	15
23:30	15	15
23:45	12	12
24:00	10	10
===== Hour Totals	52	52
===== Grand Totals	8048	8048
Percentages	100.0	

\*\*\*\*\*

Greiner, Inc.  
Traffic Counts  
Volume by Lane Report

Page

```
*****
Data File       : D1113004.PRN
Station        : 0000000000016          Count ratio : 2.00
Identification : 0000000000016          Interval    : 15 minutes
Start date     : Nov 13, 90              Start time   : 00:00
Stop date      : Nov 13, 90              Stop time    : 24:00
City/Town      : TAMPA                   County       : HILLSBOROUGH
Location       : CYPRESS EB APPROACH to LOIS (EB)
*****
```

Lanes 1-1 are Eastbound

Tue - Nov 13, 90

Lane	1	Total
00:15	11	11
00:30	5	5
00:45	5	5
01:00	11	11
====	====	====
Hour Totals	32	32
01:15	4	4
01:30	2	2
01:45	7	7
02:00	5	5
====	====	====
Hour Totals	18	18
02:15	1	1
02:30	1	1
02:45	0	0
03:00	2	2
====	====	====
Hour Totals	4	4
03:15	1	1
03:30	5	5
03:45	1	1
04:00	2	2
====	====	====
Hour Totals	9	9
04:15	1	1
04:30	0	0
04:45	0	0
05:00	3	3
====	====	====
Hour Totals	4	4
05:15	4	4
05:30	2	2
05:45	12	12
06:00	5	5
====	====	====
Hour Totals	23	23

\*\*\*\*\*

Greiner, Inc.  
Traffic Counts  
Volume by Lane Report

Page

\*\*\*\*\*

Data File : D1113004.PRN

Station : 000000000016

Identification : 000000000016

\*\*\*\*\*

Lanes 1-1 are Eastbound

Tue - Nov 13, 90

Lane	1	Total
06:15	17	17
06:30	15	15
06:45	24	24
07:00	33	33
=====	=====	=====
Hour Totals	89	89
07:15	41	41
07:30	44	44
07:45	41	41
08:00	62	62
=====	=====	=====
Hour Totals	188	188
08:15	83	83
08:30	78	78
08:45	57	57
09:00	69	69
=====	=====	=====
Hour Totals	287	287
09:15	57	57
09:30	77	77
09:45	75	75
10:00	84	84
=====	=====	=====
Hour Totals	293	293
10:15	63	63
10:30	58	58
10:45	85	85
11:00	80	80
=====	=====	=====
Hour Totals	286	286
11:15	109	109
11:30	158	158
11:45	213	213
12:00	221	221
=====	=====	=====
Hour Totals	701	701
12:15	214	214
12:30	164	164
12:45	172	172

\*\*\*\*\*

Greiner, Inc.  
Traffic Counts  
Volume by Lane Report

Page

\*\*\*\*\*  
Data File : D1113004.PRN  
Station : 000000000016  
Identification : 000000000016  
\*\*\*\*\*

Lanes 1-1 are Eastbound

Tue - Nov 13, 90

Lane	1	Total
-----	-----	-----
13:00	175	175
=====	=====	=====
Hour Totals	725	725
13:15	152	152
13:30	99	99
13:45	104	104
14:00	113	113
=====	=====	=====
Hour Totals	468	468
14:15	111	111
14:30	98	98
14:45	114	114
15:00	124	124
=====	=====	=====
Hour Totals	447	447
15:15	133	133
15:30	120	120
15:45	148	148
16:00	160	160
=====	=====	=====
Hour Totals	561	561
16:15	273	273
16:30	317	317
16:45	277	277
17:00	461	461
=====	=====	=====
Hour Totals	1328	1328
17:15	542	542
17:30	343	343
17:45	259	259
18:00	203	203
=====	=====	=====
Hour Totals	1347	1347
18:15	100	100
18:30	83	83
18:45	81	81
19:00	77	77
=====	=====	=====
Hour Totals	341	341

\*\*\*\*\*

Greiner, Inc.  
Traffic Counts  
Volume by Lane Report

Page

\*\*\*\*\*

Data File : D1113004.PRN  
Station : 000000000016  
Identification : 000000000016

\*\*\*\*\*

Lanes 1-1 are Eastbound

Tue - Nov 13, 90

Lane	1	Total
19:15	68	68
19:30	62	62
19:45	46	46
20:00	58	58
=====	=====	=====
Hour Totals	234	234
20:15	43	43
20:30	78	78
20:45	73	73
21:00	77	77
=====	=====	=====
Hour Totals	271	271
21:15	47	47
21:30	41	41
21:45	57	57
22:00	35	35
=====	=====	=====
Hour Totals	180	180
22:15	21	21
22:30	25	25
22:45	17	17
23:00	16	16
=====	=====	=====
Hour Totals	79	79
23:15	21	21
23:30	13	13
23:45	10	10
24:00	13	13
=====	=====	=====
Hour Totals	57	57
=====	=====	=====
Grand Totals	7972	7972
Percentages	100.0	

\*\*\*\*\*



Greiner, Inc.  
Traffic Counts  
Volume by Lane Report

Page

```
*****
Data File       : D1114003.PRN
Station        : 000000000016          Count ratio : 2.00
Identification : 000000000016          Interval    : 15 minutes
Start date     : Nov 14, 90             Start time   : 00:00
Stop date      : Nov 14, 90             Stop time    : 24:00
City/Town      : TAMPA                  County       : HILLSBOROUGH
Location       : CYPRESS EB APPROACH to LDIS (EB)
*****
Lanes 1-1 are Eastbound
```

-----  
Wed - Nov 14, 90

Lane	1	Total
00:15	12	12
00:30	15	15
00:45	9	9
01:00	10	10
=====	=====	=====
Hour Totals	46	46
01:15	5	5
01:30	8	8
01:45	18	18
02:00	7	7
=====	=====	=====
Hour Totals	38	38
02:15	9	9
02:30	3	3
02:45	5	5
03:00	2	2
=====	=====	=====
Hour Totals	19	19
03:15	5	5
03:30	4	4
03:45	2	2
04:00	2	2
=====	=====	=====
Hour Totals	13	13
04:15	1	1
04:30	3	3
04:45	4	4
05:00	1	1
=====	=====	=====
Hour Totals	9	9
05:15	2	2
05:30	1	1
05:45	8	8
06:00	12	12
=====	=====	=====
Hour Totals	23	23

\*\*\*\*\*

Greiner, Inc.  
Traffic Counts  
Volume by Lane Report

Page

\*\*\*\*\*  
Data File : D1114003.PRN  
Station : 000000000016  
Identification : 000000000016  
\*\*\*\*\*

Lanes 1-1 are Eastbound

Wed - Nov 14, 90

Lane	1	Total
06:15	14	14
06:30	22	22
06:45	26	26
07:00	29	29
=====	=====	=====
Hour Totals	91	91
07:15	48	48
07:30	69	69
07:45	74	74
08:00	74	74
=====	=====	=====
Hour Totals	265	265
08:15	66	66
08:30	63	63
08:45	59	59
09:00	46	46
=====	=====	=====
Hour Totals	234	234
09:15	38	38
09:30	40	40
09:45	75	75
10:00	74	74
=====	=====	=====
Hour Totals	227	227
10:15	81	81
10:30	80	80
10:45	126	126
11:00	95	95
=====	=====	=====
Hour Totals	382	382
11:15	130	130
11:30	139	139
11:45	205	205
12:00	233	233
=====	=====	=====
Hour Totals	707	707
12:15	261	261
12:30	179	179
12:45	169	169

\*\*\*\*\*

Greiner, Inc.  
Traffic Counts  
Volume by Lane Report

Page

\*\*\*\*\*  
Data File : D1114003.PRN  
Station : 000000000016  
Identification : 000000000016  
\*\*\*\*\*  
Lanes 1-1 are Eastbound

-----  
Wed - Nov 14, 90

Lane	1	Total
-----	-----	-----
13:00	131	131
=====	=====	=====
Hour Totals	740	740
13:15	146	146
13:30	124	124
13:45	157	157
14:00	162	162
=====	=====	=====
Hour Totals	589	589
14:15	118	118
14:30	104	104
14:45	113	113
15:00	92	92
=====	=====	=====
Hour Totals	427	427
15:15	124	124
15:30	156	156
15:45	148	148
16:00	167	167
=====	=====	=====
Hour Totals	595	595
16:15	259	259
16:30	285	285
16:45	370	370
17:00	390	390
=====	=====	=====
Hour Totals	1304	1304
17:15	537	537
17:30	344	344
17:45	302	302
18:00	208	208
=====	=====	=====
Hour Totals	1391	1391
18:15	160	160
18:30	133	133
18:45	88	88
19:00	85	85
=====	=====	=====
Hour Totals	466	466

\*\*\*\*\*

Greiner, Inc.  
Traffic Counts  
Volume by Lane Report

Page

\*\*\*\*\*  
Data File : D1114003.PRN  
Station : 000000000016  
Identification : 000000000016  
\*\*\*\*\*

Lanes 1-1 are Eastbound

Wed - Nov 14, 90

Lane	1	Total
19:15	59	59
19:30	80	80
19:45	73	73
20:00	47	47
=====	=====	=====
Hour Totals	259	259
20:15	73	73
20:30	56	56
20:45	62	62
21:00	116	116
=====	=====	=====
Hour Totals	307	307
21:15	76	76
21:30	81	81
21:45	66	66
22:00	32	32
=====	=====	=====
Hour Totals	255	255
22:15	33	33
22:30	17	17
22:45	13	13
23:00	16	16
=====	=====	=====
Hour Totals	79	79
23:15	36	36
23:30	16	16
23:45	11	11
24:00	18	18
=====	=====	=====
Hour Totals	81	81
=====	=====	=====
Grand Totals	8547	8547
Percentages	100.0	

\*\*\*\*\*

Greiner, Inc.  
Traffic Counts  
Volume by Lane Report

Page

\*\*\*\*\*  
Data File : D1115003.PRN  
Station : 000000000016 Count ratio : 2.00  
Identification : 000000000016 Interval : 15 minutes  
Start date : Nov 15, 90 Start time : 00:00  
Stop date : Nov 15, 90 Stop time : 24:00  
City/Town : TAMPA County : HILLSBOROUGH  
Location : CYPRESS EB APPROACH to LOIS (EB)  
\*\*\*\*\*  
Lanes 1-1 are Eastbound  
-----

Thu - Nov 15, 90

Lane	1	Total
00:15	11	11
00:30	13	13
00:45	8	8
01:00	8	8
=====	=====	=====
Hour Totals	40	40
01:15	4	4
01:30	7	7
01:45	17	17
02:00	6	6
=====	=====	=====
Hour Totals	34	34
02:15	6	6
02:30	0	0
02:45	3	3
03:00	1	1
=====	=====	=====
Hour Totals	10	10
03:15	4	4
03:30	3	3
03:45	0	0
04:00	1	1
=====	=====	=====
Hour Totals	8	8
04:15	0	0
04:30	4	4
04:45	5	5
05:00	0	0
=====	=====	=====
Hour Totals	9	9
05:15	0	0
05:30	2	2
05:45	10	10
06:00	11	11
=====	=====	=====
Hour Totals	23	23

\*\*\*\*\*

Greiner, Inc.  
Traffic Counts  
Volume by Lane Report

Page 1

\*\*\*\*\*  
Data File : D1115003.PRN  
Station : 000000000016  
Identification : 000000000016  
\*\*\*\*\*  
Lanes 1-1 are Eastbound

-----  
Thu - Nov 15, 90

Lane	1	Total
-----	-----	-----
06:15	13	13
06:30	21	21
06:45	30	30
07:00	41	41
=====	=====	=====
Hour Totals	105	105
07:15	47	47
07:30	51	51
07:45	57	57
08:00	70	70
=====	=====	=====
Hour Totals	225	225
08:15	73	73
08:30	82	82
08:45	63	63
09:00	80	80
=====	=====	=====
Hour Totals	298	298
09:15	73	73
09:30	100	100
09:45	90	90
10:00	106	106
=====	=====	=====
Hour Totals	369	369
10:15	94	94
10:30	66	66
10:45	92	92
11:00	101	101
=====	=====	=====
Hour Totals	353	353
11:15	127	127
11:30	141	141
11:45	200	200
12:00	250	250
=====	=====	=====
Hour Totals	718	718
12:15	246	246
12:30	233	233
12:45	185	185

\*\*\*\*\*

Greiner, Inc.  
Traffic Counts  
Volume by Lane Report

Page 1

\*\*\*\*\*  
Data File : D1115003.PRN  
Station : 000000000016  
Identification : 000000000016  
\*\*\*\*\*  
Lanes 1-1 are Eastbound  
-----

Thu - Nov 15, 90

Lane	1	Total
-----	-----	-----
13:00	167	167
=====	=====	=====
Hour Totals	831	831
13:15	161	161
13:30	188	188
13:45	105	105
14:00	121	121
=====	=====	=====
Hour Totals	575	575
14:15	127	127
14:30	85	85
14:45	120	120
15:00	122	122
=====	=====	=====
Hour Totals	454	454
15:15	124	124
15:30	142	142
15:45	156	156
16:00	168	168
=====	=====	=====
Hour Totals	590	590
16:15	259	259
16:30	341	341
16:45	393	393
17:00	404	404
=====	=====	=====
Hour Totals	1397	1397
17:15	564	564
17:30	322	322
17:45	295	295
18:00	199	199
=====	=====	=====
Hour Totals	1380	1380
18:15	125	125
18:30	94	94
18:45	114	114
19:00	80	80
=====	=====	=====
Hour Totals	413	413

\*\*\*\*\*

Greiner, Inc.  
Traffic Counts  
Volume by Lane Report

Page 1

\*\*\*\*\*  
Data File : D1115003.PRN  
Station : 000000000016  
Identification : 000000000016  
\*\*\*\*\*  
Lanes 1-1 are Eastbound  
-----

Thu - Nov 15, 90

Lane	1	Total
-----	-----	-----
19:15	85	85
19:30	56	56
19:45	56	56
20:00	52	52
=====	=====	=====
Hour Totals	249	249
20:15	49	49
20:30	51	51
20:45	53	53
21:00	116	116
=====	=====	=====
Hour Totals	269	269
21:15	82	82
21:30	86	86
21:45	51	51
22:00	32	32
=====	=====	=====
Hour Totals	251	251
22:15	21	21
22:30	33	33
22:45	19	19
23:00	17	17
=====	=====	=====
Hour Totals	90	90
23:15	10	10
23:30	22	22
23:45	12	12
24:00	19	19
=====	=====	=====
Hour Totals	63	63
=====	=====	=====
Grand Totals	8754	8754
Percentages	100.0	

\*\*\*\*\*



Greiner, Inc.  
Traffic Counts  
Volume by Lane Report

Page

\*\*\*\*\*  
Data File : D1116008.PRN  
Station : 000000000016 Count ratio : 2.00  
Identification : 000000000016 Interval : 15 minutes  
Start date : Nov 16, 90 Start time : 00:00  
Stop date : Nov 16, 90 Stop time : 24:00  
City/Town : TAMPA County : HILLSBOROUGH  
Location : CYPRESS EB APPROACH to LOIS (EB)  
\*\*\*\*\*  
Lanes 1-1 are Eastbound  
-----

Fri - Nov 16, 90

Lane	1	Total
-----	-----	-----
00:15	5	5
00:30	13	13
00:45	12	12
01:00	9	9
=====	=====	=====
Hour Totals	39	39
01:15	7	7
01:30	4	4
01:45	8	8
02:00	10	10
=====	=====	=====
Hour Totals	29	29
02:15	3	3
02:30	3	3
02:45	3	3
03:00	5	5
=====	=====	=====
Hour Totals	14	14
03:15	2	2
03:30	2	2
03:45	0	0
04:00	2	2
=====	=====	=====
Hour Totals	6	6
04:15	1	1
04:30	4	4
04:45	3	3
05:00	2	2
=====	=====	=====
Hour Totals	10	10
05:15	4	4
05:30	3	3
05:45	7	7
06:00	8	8
=====	=====	=====
Hour Totals	22	22

\*\*\*\*\*

Greiner, Inc.  
Traffic Counts  
Volume by Lane Report

Page

\*\*\*\*\*  
Data File : D1116008.PRN  
Station : 000000000016  
Identification : 000000000016  
\*\*\*\*\*  
Lanes 1-1 are Eastbound

Fri - Nov 16, 90

Lane	1	Total
06:15	9	9
06:30	21	21
06:45	18	18
07:00	22	22
===== Hour Totals	70	70
07:15	36	36
07:30	52	52
07:45	52	52
08:00	85	85
===== Hour Totals	225	225
08:15	49	49
08:30	82	82
08:45	57	57
09:00	79	79
===== Hour Totals	267	267
09:15	87	87
09:30	95	95
09:45	95	95
10:00	93	93
===== Hour Totals	370	370
10:15	84	84
10:30	76	76
10:45	77	77
11:00	102	102
===== Hour Totals	339	339
11:15	121	121
11:30	136	136
11:45	209	209
12:00	228	228
===== Hour Totals	694	694
12:15	267	267
12:30	225	225
12:45	194	194

\*\*\*\*\*

Greiner, Inc.  
Traffic Counts  
Volume by Lane Report

Page

\*\*\*\*\*  
Data File : D1116008.PRN  
Station : 000000000016  
Identification : 000000000016  
\*\*\*\*\*

Lanes 1-1 are Eastbound

Fri - Nov 16, 90

Lane	1	Total
-----	-----	-----
13:00	153	153
=====	=====	=====
Hour Totals	839	839
13:15	150	150
13:30	113	113
13:45	121	121
14:00	159	159
=====	=====	=====
Hour Totals	543	543
14:15	122	122
14:30	125	125
14:45	130	130
15:00	117	117
=====	=====	=====
Hour Totals	494	494
15:15	129	129
15:30	156	156
15:45	181	181
16:00	195	195
=====	=====	=====
Hour Totals	661	661
16:15	299	299
16:30	297	297
16:45	292	292
17:00	496	496
=====	=====	=====
Hour Totals	1384	1384
17:15	486	486
17:30	385	385
17:45	199	199
18:00	189	189
=====	=====	=====
Hour Totals	1259	1259
18:15	107	107
18:30	80	80
18:45	70	70
19:00	80	80
=====	=====	=====
Hour Totals	337	337

\*\*\*\*\*

Greiner, Inc.  
Traffic Counts  
Volume by Lane Report

Page

```
*****
Data File       : D1116008.PRN
Station        : 000000000016
Identification  : 000000000016
*****
Lanes 1-1 are Eastbound
```

Fri - Nov 16, 90

Lane	1	Total
-----	-----	-----
19:15	71	71
19:30	60	60
19:45	47	47
20:00	47	47
=====	=====	=====
Hour Totals	225	225
20:15	40	40
20:30	53	53
20:45	48	48
21:00	49	49
=====	=====	=====
Hour Totals	190	190
21:15	25	25
21:30	52	52
21:45	29	29
22:00	51	51
=====	=====	=====
Hour Totals	157	157
22:15	118	118
22:30	180	180
22:45	76	76
23:00	41	41
=====	=====	=====
Hour Totals	415	415
23:15	36	36
23:30	23	23
23:45	15	15
24:00	20	20
=====	=====	=====
Hour Totals	94	94
=====	=====	=====
Grand Totals	8683	8683
Percentages	100.0	

\*\*\*\*\*

Greiner, Inc.  
Traffic Counts  
Volume by Lane Report

Page 21

\*\*\*\*\*  
Data File : D1110006.PRN  
Station : 0000000000008 Count ratio : 2.00  
Identification : 0000000000008 Interval : 15 minutes  
Start date : Nov 10, 90 Start time : 00:00  
Stop date : Nov 10, 90 Stop time : 24:00  
City/Town : TAMPA County : HILLSBOROUGH  
Location : CYPRESS WB APPROACH to LOIS (WB)  
\*\*\*\*\*  
Lanes 1-1 are Westbound  
-----

Sat - Nov 10, 90

Lane	1	Total
00:15	16	16
00:30	21	21
00:45	13	13
01:00	21	21
=====	=====	=====
Hour Totals	71	71
01:15	16	16
01:30	12	12
01:45	11	11
02:00	10	10
=====	=====	=====
Hour Totals	49	49
02:15	4	4
02:30	8	8
02:45	10	10
03:00	7	7
=====	=====	=====
Hour Totals	29	29
03:15	1	1
03:30	3	3
03:45	2	2
04:00	2	2
=====	=====	=====
Hour Totals	8	8
04:15	4	4
04:30	3	3
04:45	2	2
05:00	2	2
=====	=====	=====
Hour Totals	11	11
05:15	1	1
05:30	5	5
05:45	7	7
06:00	4	4
=====	=====	=====
Hour Totals	17	17

\*\*\*\*\*

Greiner, Inc.  
Traffic Counts  
Volume by Lane Report

Page 29

\*\*\*\*\*  
Data File : D1110006.PRN  
Station : 000000000008  
Identification : 000000000008  
\*\*\*\*\*  
Lanes 1-1 are Westbound

Sat - Nov 10, 90

Lane	1	Total
06:15	2	2
06:30	6	6
06:45	8	8
07:00	6	6
=====	=====	=====
Hour Totals	22	22
07:15	19	19
07:30	30	30
07:45	42	42
08:00	24	24
=====	=====	=====
Hour Totals	115	115
08:15	18	18
08:30	34	34
08:45	60	60
09:00	52	52
=====	=====	=====
Hour Totals	164	164
09:15	39	39
09:30	51	51
09:45	55	55
10:00	55	55
=====	=====	=====
Hour Totals	200	200
10:15	71	71
10:30	53	53
10:45	54	54
11:00	62	62
=====	=====	=====
Hour Totals	240	240
11:15	51	51
11:30	68	68
11:45	51	51
12:00	64	64
=====	=====	=====
Hour Totals	234	234
12:15	47	47
12:30	53	53
12:45	41	41

\*\*\*\*\*

Greiner, Inc.  
Traffic Counts  
Volume by Lane Report

Page 23

\*\*\*\*\*

Data File : D1110006.PRN

Station : 000000000008

Identification : 000000000008

\*\*\*\*\*

Lanes 1-1 are Westbound

Sat - Nov 10, 90

Lane	1	Total
-----	-----	-----
13:00	44	44
=====	=====	=====
Hour Totals	185	185
13:15	53	53
13:30	49	49
13:45	41	41
14:00	53	53
=====	=====	=====
Hour Totals	196	196
14:15	32	32
14:30	37	37
14:45	52	52
15:00	48	48
=====	=====	=====
Hour Totals	169	169
15:15	41	41
15:30	50	50
15:45	43	43
16:00	42	42
=====	=====	=====
Hour Totals	176	176
16:15	47	47
16:30	55	55
16:45	31	31
17:00	52	52
=====	=====	=====
Hour Totals	185	185
17:15	53	53
17:30	51	51
17:45	60	60
18:00	35	35
=====	=====	=====
Hour Totals	199	199
18:15	28	28
18:30	41	41
18:45	29	29
19:00	36	36
=====	=====	=====
Hour Totals	134	134

\*\*\*\*\*

Greiner, Inc.  
Traffic Counts  
Volume by Lane Report

Page 24

\*\*\*\*\*  
Data File : D1110006.PRN  
Station : 000000000008  
Identification : 000000000008  
\*\*\*\*\*  
Lanes 1-1 are Westbound

Sat - Nov 10, 90

Lane	1	Total
-----	-----	-----
19:15	28	28
19:30	22	22
19:45	29	29
20:00	25	25
=====	=====	=====
Hour Totals	104	104
20:15	27	27
20:30	18	18
20:45	20	20
21:00	22	22
=====	=====	=====
Hour Totals	87	87
21:15	26	26
21:30	36	36
21:45	21	21
22:00	16	16
=====	=====	=====
Hour Totals	99	99
22:15	24	24
22:30	36	36
22:45	25	25
23:00	26	26
=====	=====	=====
Hour Totals	111	111
23:15	22	22
23:30	25	25
23:45	29	29
24:00	25	25
=====	=====	=====
Hour Totals	101	101
=====	=====	=====
Grand Totals	2906	2906
Percentages	100.0	

\*\*\*\*\*



Greiner, Inc.  
Traffic Counts  
Volume by Lane Report

Page 17

\*\*\*\*\*

Data File : D1111005.PRN  
Station : 0000000000008 Count ratio : 2.00  
Identification : 0000000000008 Interval : 15 minutes  
Start date : Nov 11, 90 Start time : 00:00  
Stop date : Nov 11, 90 Stop time : 24:00  
City/Town : TAMPA County : HILLSBOROUGH  
Location : CYPRESS WB APPROACH to LOIS (WB)

\*\*\*\*\*

Lanes 1-1 are Westbound

Sun - Nov 11, 90

Lane	1	Total
00:15	19	19
00:30	14	14
00:45	19	19
01:00	15	15
===== Hour Totals	67	67
01:15	13	13
01:30	5	5
01:45	11	11
02:00	8	8
===== Hour Totals	37	37
02:15	10	10
02:30	7	7
02:45	8	8
03:00	8	8
===== Hour Totals	33	33
03:15	13	13
03:30	8	8
03:45	3	3
04:00	5	5
===== Hour Totals	29	29
04:15	8	8
04:30	2	2
04:45	5	5
05:00	3	3
===== Hour Totals	18	18
05:15	0	0
05:30	4	4
05:45	4	4
06:00	4	4
===== Hour Totals	12	12

\*\*\*\*\*

Greiner, Inc.  
Traffic Counts  
Volume by Lane Report

Page 18

\*\*\*\*\*  
Data File : D1111005.PRN  
Station : 0000000000008  
Identification : 0000000000008  
\*\*\*\*\*  
Lanes 1-1 are Westbound

Sun - Nov 11, 90

Lane	1	Total
06:15	1	1
06:30	3	3
06:45	6	6
07:00	13	13
=====	=====	=====
Hour Totals	23	23
07:15	6	6
07:30	10	10
07:45	12	12
08:00	11	11
=====	=====	=====
Hour Totals	39	39
08:15	15	15
08:30	20	20
08:45	29	29
09:00	18	18
=====	=====	=====
Hour Totals	82	82
09:15	21	21
09:30	34	34
09:45	32	32
10:00	16	16
=====	=====	=====
Hour Totals	103	103
10:15	18	18
10:30	32	32
10:45	11	11
11:00	31	31
=====	=====	=====
Hour Totals	92	92
11:15	22	22
11:30	25	25
11:45	32	32
12:00	25	25
=====	=====	=====
Hour Totals	104	104
12:15	31	31
12:30	34	34
12:45	35	35

\*\*\*\*\*

Greiner, Inc.  
Traffic Counts  
Volume by Lane Report

Page 11

\*\*\*\*\*  
Data File : D1111005.PRN  
Station : 0000000000008  
Identification : 0000000000008  
\*\*\*\*\*

Lanes 1-1 are Westbound

Sun - Nov 11, 90

Lane	1	Total
13:00	41	41
=====	=====	=====
Hour Totals	141	141
13:15	44	44
13:30	46	46
13:45	34	34
14:00	44	44
=====	=====	=====
Hour Totals	168	168
14:15	46	46
14:30	23	23
14:45	32	32
15:00	31	31
=====	=====	=====
Hour Totals	132	132
15:15	33	33
15:30	40	40
15:45	35	35
16:00	27	27
=====	=====	=====
Hour Totals	135	135
16:15	40	40
16:30	38	38
16:45	24	24
17:00	38	38
=====	=====	=====
Hour Totals	140	140
17:15	42	42
17:30	37	37
17:45	41	41
18:00	25	25
=====	=====	=====
Hour Totals	145	145
18:15	24	24
18:30	34	34
18:45	32	32
19:00	25	25
=====	=====	=====
Hour Totals	115	115

\*\*\*\*\*

Greiner, Inc.  
Traffic Counts  
Volume by Lane Report

Page 20

\*\*\*\*\*  
Data File : D1111005.PRN  
Station : 000000000008  
Identification : 000000000008  
\*\*\*\*\*

Lanes 1-1 are Westbound

Sun - Nov 11, 90

Lane	1	Total
-----	-----	-----
19:15	34	34
19:30	15	15
19:45	21	21
20:00	14	14
=====	=====	=====
Hour Totals	84	84
20:15	18	18
20:30	23	23
20:45	21	21
21:00	19	19
=====	=====	=====
Hour Totals	81	81
21:15	16	16
21:30	9	9
21:45	16	16
22:00	17	17
=====	=====	=====
Hour Totals	58	58
22:15	7	7
22:30	9	9
22:45	9	9
23:00	15	15
=====	=====	=====
Hour Totals	40	40
23:15	5	5
23:30	10	10
23:45	5	5
24:00	14	14
=====	=====	=====
Hour Totals	34	34
Grand Totals	1912	1912
Percentages	100.0	

\*\*\*\*\*

Greiner, Inc.  
Traffic Counts  
Volume by Lane Report

Page 1

```
*****
Data File      : D1112012.PRN
Station       : 0000000000008      Count ratio : 2.00
Identification : 0000000000008      Interval    : 15 minutes
Start date    : Nov 12, 90          Start time   : 00:00
Stop date     : Nov 12, 90          Stop time    : 24:00
City/Town     : TAMPA               County       : HILLSBOROUGH
Location      : CYPRESS WESTBOUND APPROACH to LOIS (WB)
*****
```

Lanes 1-1 are Westbound

Mon - Nov 12, 90

Lane	1	Total
00:15	9	9
00:30	5	5
00:45	5	5
01:00	0	0
Hour Totals	19	19
01:15	2	2
01:30	4	4
01:45	1	1
02:00	4	4
Hour Totals	11	11
02:15	3	3
02:30	5	5
02:45	1	1
03:00	2	2
Hour Totals	11	11
03:15	1	1
03:30	1	1
03:45	1	1
04:00	3	3
Hour Totals	6	6
04:15	0	0
04:30	0	0
04:45	2	2
05:00	6	6
Hour Totals	8	8
05:15	2	2
05:30	4	4
05:45	7	7
06:00	12	12
Hour Totals	25	25

\*\*\*\*\*

Greiner, Inc.  
Traffic Counts  
Volume by Lane Report

Page 1

```
*****
Data File       : D1112012.PRN
Station        : 0000000000008
Identification  : 0000000000008
*****
Lanes 1-1 are Westbound
```

Mon - Nov 12, 90

Lane	1	Total
06:15	14	14
06:30	18	18
06:45	34	34
07:00	48	48
=====	=====	=====
Hour Totals	114	114

07:15	66	66
07:30	88	88
07:45	138	138
08:00	117	117
=====	=====	=====
Hour Totals	409	409

08:15	93	93
08:30	71	71
08:45	84	84
09:00	64	64
=====	=====	=====
Hour Totals	312	312

09:15	52	52
09:30	41	41
09:45	60	60
10:00	64	64
=====	=====	=====
Hour Totals	217	217

10:15	66	66
10:30	50	50
10:45	73	73
11:00	72	72
=====	=====	=====
Hour Totals	261	261

11:15	81	81
11:30	67	67
11:45	75	75
12:00	85	85
=====	=====	=====
Hour Totals	308	308

12:15	69	69
12:30	86	86
12:45	79	79

\*\*\*\*\*

Greiner, Inc.  
Traffic Counts  
Volume by Lane Report

Page 1

\*\*\*\*\*  
Data File : D1112012.PRN  
Station : 0000000000008  
Identification : 0000000000008  
\*\*\*\*\*  
Lanes 1-1 are Westbound

Mon - Nov 12, 90

Lane	1	Total
-----	-----	-----
13:00	104	104
=====	=====	=====
Hour Totals	338	338
13:15	97	97
13:30	95	95
13:45	77	77
14:00	65	65
=====	=====	=====
Hour Totals	334	334
14:15	63	63
14:30	75	75
14:45	73	73
15:00	71	71
=====	=====	=====
Hour Totals	282	282
15:15	73	73
15:30	66	66
15:45	72	72
16:00	72	72
=====	=====	=====
Hour Totals	283	283
16:15	76	76
16:30	80	80
16:45	72	72
17:00	84	84
=====	=====	=====
Hour Totals	312	312
17:15	81	81
17:30	76	76
17:45	66	66
18:00	65	65
=====	=====	=====
Hour Totals	288	288
18:15	55	55
18:30	44	44
18:45	38	38
19:00	31	31
=====	=====	=====
Hour Totals	168	168

\*\*\*\*\*

Greiner, Inc.  
Traffic Counts  
Volume by Lane Report

Page 2

\*\*\*\*\*  
Data File : D1112012.PRN  
Station : 000000000008  
Identification : 000000000008  
\*\*\*\*\*  
Lanes 1-1 are Westbound

Mon - Nov 12, 90

Lane	1	Total
19:15	23	23
19:30	40	40
19:45	30	30
20:00	20	20
=====	=====	=====
Hour Totals	113	113
20:15	20	20
20:30	39	39
20:45	30	30
21:00	24	24
=====	=====	=====
Hour Totals	113	113
21:15	17	17
21:30	27	27
21:45	19	19
22:00	16	16
=====	=====	=====
Hour Totals	79	79
22:15	6	6
22:30	11	11
22:45	9	9
23:00	10	10
=====	=====	=====
Hour Totals	36	36
23:15	11	11
23:30	5	5
23:45	8	8
24:00	7	7
=====	=====	=====
Hour Totals	31	31
=====	=====	=====
Grand Totals	4078	4078
Percentages	100.0	

\*\*\*\*\*



Greiner, Inc.  
Traffic Counts  
Volume by Lane Report

Page 2

\*\*\*\*\*

Data File	: D1113006.FRN	
Station	: 0000000000008	Count ratio : 2.00
Identification	: 0000000000008	Interval : 15 minutes
Start date	: Nov 13, 90	Start time : 00:00
Stop date	: Nov 13, 90	Stop time : 24:00
City/Town	: TAMPA	County : HILLSBOROUGH
Location	: CYPRESS WESTBOUND APPROACH to LOIS (WB)	

\*\*\*\*\*

Lanes 1-1 are Westbound

Tue - Nov 13, 90

Lane	1	Total
<hr/>		
00:15	5	5
00:30	6	6
00:45	4	4
01:00	1	1
=====	=====	=====
Hour Totals	16	16
01:15	7	7
01:30	12	12
01:45	4	4
02:00	2	2
=====	=====	=====
Hour Totals	25	25
02:15	3	3
02:30	0	0
02:45	5	5
03:00	2	2
=====	=====	=====
Hour Totals	10	10
03:15	0	0
03:30	1	1
03:45	1	1
04:00	3	3
=====	=====	=====
Hour Totals	5	5
04:15	3	3
04:30	1	1
04:45	2	2
05:00	10	10
=====	=====	=====
Hour Totals	16	16
05:15	1	1
05:30	4	4
05:45	2	2
06:00	13	13
=====	=====	=====
Hour Totals	20	20

\*\*\*\*\*

Greiner, Inc.  
Traffic Counts  
Volume by Lane Report

Page 2

\*\*\*\*\*  
Data File : D1113006.PRN  
Station : 000000000008  
Identification : 000000000008  
\*\*\*\*\*  
Lanes 1-1 are Westbound

Tue - Nov 13, 90

Lane	1	Total
06:15	8	8
06:30	21	21
06:45	29	29
07:00	57	57
===== Hour Totals	115	115
07:15	68	68
07:30	115	115
07:45	148	148
08:00	172	172
===== Hour Totals	503	503
08:15	227	227
08:30	132	132
08:45	81	81
09:00	117	117
===== Hour Totals	557	557
09:15	60	60
09:30	71	71
09:45	95	95
10:00	62	62
===== Hour Totals	288	288
10:15	67	67
10:30	98	98
10:45	82	82
11:00	81	81
===== Hour Totals	328	328
11:15	72	72
11:30	77	77
11:45	85	85
12:00	95	95
===== Hour Totals	329	329
12:15	101	101
12:30	110	110
12:45	92	92

\*\*\*\*\*

Greiner, Inc.  
Traffic Counts  
Volume by Lane Report

Page 2

\*\*\*\*\*  
Data File : D1113006.PRN  
Station : 000000000008  
Identification : 000000000008  
\*\*\*\*\*  
Lanes 1-1 are Westbound

Tue - Nov 13, 90

Lane	1	Total
-----	-----	-----
13:00	105	105
=====	=====	=====
Hour Totals	408	408
13:15	86	86
13:30	90	90
13:45	89	89
14:00	98	98
=====	=====	=====
Hour Totals	363	363
14:15	88	88
14:30	68	68
14:45	86	86
15:00	76	76
=====	=====	=====
Hour Totals	318	318
15:15	80	80
15:30	86	86
15:45	89	89
16:00	65	65
=====	=====	=====
Hour Totals	320	320
16:15	94	94
16:30	94	94
16:45	104	104
17:00	106	106
=====	=====	=====
Hour Totals	398	398
17:15	113	113
17:30	117	117
17:45	113	113
18:00	77	77
=====	=====	=====
Hour Totals	420	420
18:15	75	75
18:30	72	72
18:45	80	80
19:00	74	74
=====	=====	=====
Hour Totals	301	301

\*\*\*\*\*

Greiner, Inc.  
Traffic Counts  
Volume by Lane Report

Page 2

\*\*\*\*\*

Data File : D1113006.PRN  
Station : 000000000008  
Identification : 000000000008

\*\*\*\*\* \*

Lanes 1-1 are Westbound

Tue - Nov 13, 90

Lane	1	Total
-----	-----	-----
19:15	47	47
19:30	44	44
19:45	30	30
20:00	26	26
=====	=====	=====
Hour Totals	147	147
20:15	35	35
20:30	32	32
20:45	32	32
21:00	32	32
=====	=====	=====
Hour Totals	131	131
21:15	37	37
21:30	35	35
21:45	21	21
22:00	24	24
=====	=====	=====
Hour Totals	117	117
22:15	9	9
22:30	9	9
22:45	14	14
23:00	14	14
=====	=====	=====
Hour Totals	46	46
23:15	10	10
23:30	6	6
23:45	6	6
24:00	6	6
=====	=====	=====
Hour Totals	28	28
Grand Totals	5209	5209
Percentages	100.0	

\*\*\*\*\*

Greiner, Inc.  
Traffic Counts  
Volume by Lane Report

Page

\*\*\*\*\*  
Data File : D1114002.PRN  
Station : 000000000008 Count ratio : 2.00  
Identification : 000000000008 Interval : 15 minutes  
Start date : Nov 14, 90 Start time : 00:00  
Stop date : Nov 14, 90 Stop time : 24:00  
City/Town : TAMPA County : HILLSBOROUGH  
Location : CYPRESS WESTBOUND APPROACH to LOIS (WB)  
\*\*\*\*\*

Lanes 1-1 are Westbound  
-----

Wed - Nov 14, 90

Lane	1	Total
-----	-----	-----
00:15	8	8
00:30	4	4
00:45	7	7
01:00	5	5
=====	=====	=====
Hour Totals	24	24
01:15	8	8
01:30	6	6
01:45	1	1
02:00	4	4
=====	=====	=====
Hour Totals	19	19
02:15	1	1
02:30	2	2
02:45	1	1
03:00	3	3
=====	=====	=====
Hour Totals	7	7
03:15	0	0
03:30	2	2
03:45	3	3
04:00	3	3
=====	=====	=====
Hour Totals	8	8
04:15	1	1
04:30	3	3
04:45	1	1
05:00	4	4
=====	=====	=====
Hour Totals	9	9
05:15	2	2
05:30	2	2
05:45	7	7
06:00	15	15
=====	=====	=====
Hour Totals	26	26

\*\*\*\*\*

Greiner, Inc.  
Traffic Counts  
Volume by Lane Report

Page

\*\*\*\*\* \*  
Data File : D1114002.PRN  
Station : 000000000008  
Identification : 000000000008  
\*\*\*\*\* \*  
Lanes 1-1 are Westbound

Wed - Nov 14, 90

Lane	1	Total
06:15	14	14
06:30	19	19
06:45	30	30
07:00	44	44
===== Hour Totals	107	107
07:15	64	64
07:30	122	122
07:45	119	119
08:00	147	147
===== Hour Totals	452	452
08:15	147	147
08:30	139	139
08:45	118	118
09:00	112	112
===== Hour Totals	516	516
09:15	101	101
09:30	86	86
09:45	80	80
10:00	71	71
===== Hour Totals	338	338
10:15	71	71
10:30	78	78
10:45	92	92
11:00	79	79
===== Hour Totals	320	320
11:15	88	88
11:30	72	72
11:45	104	104
12:00	92	92
===== Hour Totals	356	356
12:15	111	111
12:30	117	117
12:45	95	95

\*\*\*\*\*

7-102

Greiner, Inc.  
Traffic Counts  
Volume by Lane Report

Page

\*\*\*\*\*  
Data File : D1114002.PRN  
Station : 000000000008  
Identification : 000000000008  
\*\*\*\*\*  
Lanes 1-1 are Westbound

Wed - Nov 14, 90

Lane	1	Total
-----	-----	-----
13:00	127	127
=====	=====	=====
Hour Totals	450	450
13:15	101	101
13:30	110	110
13:45	100	100
14:00	102	102
=====	=====	=====
Hour Totals	413	413
14:15	92	92
14:30	102	102
14:45	73	73
15:00	88	88
=====	=====	=====
Hour Totals	355	355
15:15	88	88
15:30	99	99
15:45	85	85
16:00	77	77
=====	=====	=====
Hour Totals	349	349
16:15	78	78
16:30	80	80
16:45	93	93
17:00	109	109
=====	=====	=====
Hour Totals	360	360
17:15	131	131
17:30	117	117
17:45	101	101
18:00	97	97
=====	=====	=====
Hour Totals	446	446
18:15	77	77
18:30	84	84
18:45	58	58
19:00	50	50
=====	=====	=====
Hour Totals	269	269

\*\*\*\*\*

Greiner, Inc.  
Traffic Counts  
Volume by Lane Report

Page

\*\*\*\*\* \*  
Data File : D1114002.PRN  
Station : 000000000008  
Identification : 000000000008  
\*\*\*\*\* \*  
Lanes 1-1 are Westbound

Wed - Nov 14, 90

Lane	1	Total
-----	-----	-----
19:15	62	62
19:30	52	52
19:45	31	31
20:00	42	42
=====	=====	=====
Hour Totals	187	187
20:15	22	22
20:30	29	29
20:45	37	37
21:00	30	30
=====	=====	=====
Hour Totals	118	118
21:15	25	25
21:30	31	31
21:45	20	20
22:00	20	20
=====	=====	=====
Hour Totals	96	96
22:15	23	23
22:30	15	15
22:45	15	15
23:00	10	10
=====	=====	=====
Hour Totals	63	63
23:15	6	6
23:30	13	13
23:45	14	14
24:00	6	6
=====	=====	=====
Hour Totals	39	39
=====	=====	=====
Grand Totals	5327	5327
Percentages	100.0	

\*\*\*\*\*



Greiner, Inc.  
Traffic Counts  
Volume by Lane Report

Page

\*\*\*\*\*  
Data File : D1115001.PRN  
Station : 000000000008 Count ratio : 2.00  
Identification : 000000000008 Interval : 15 minutes  
Start date : Nov 15, 90 Start time : 00:00  
Stop date : Nov 15, 90 Stop time : 24:00  
City/Town : TAMPA County : HILLSBOROUGH  
Location : CYPRESS WB APPROACH to LDIS (WB)  
\*\*\*\*\*

Lanes 1-1 are Westbound  
-----

Thu - Nov 15, 90

Lane	1	Total
-----	-----	-----
00:15	5	5
00:30	7	7
00:45	6	6
01:00	7	7
=====	=====	=====
Hour Totals	25	25
01:15	3	3
01:30	1	1
01:45	1	1
02:00	7	7
=====	=====	=====
Hour Totals	12	12
02:15	1	1
02:30	2	2
02:45	1	1
03:00	4	4
=====	=====	=====
Hour Totals	8	8
03:15	1	1
03:30	3	3
03:45	0	0
04:00	2	2
=====	=====	=====
Hour Totals	6	6
04:15	2	2
04:30	4	4
04:45	4	4
05:00	0	0
=====	=====	=====
Hour Totals	10	10
05:15	3	3
05:30	3	3
05:45	7	7
06:00	15	15
=====	=====	=====
Hour Totals	28	28

\*\*\*\*\*

Greiner, Inc.  
Traffic Counts  
Volume by Lane Report

Page

\*\*\*\*\*  
Data File : D1115001.PRN  
Station : 000000000008  
Identification : 000000000008  
\*\*\*\*\*  
Lanes 1-1 are Westbound

Thu - Nov 15, 90

Lane	1	Total
06:15	15	15
06:30	21	21
06:45	26	26
07:00	54	54
===== Hour Totals	116	116
07:15	73	73
07:30	110	110
07:45	151	151
08:00	185	185
===== Hour Totals	519	519
08:15	170	170
08:30	142	142
08:45	93	93
09:00	88	88
===== Hour Totals	493	493
09:15	84	84
09:30	89	89
09:45	72	72
10:00	115	115
===== Hour Totals	360	360
10:15	80	80
10:30	80	80
10:45	85	85
11:00	76	76
===== Hour Totals	321	321
11:15	74	74
11:30	73	73
11:45	91	91
12:00	79	79
===== Hour Totals	317	317
12:15	90	90
12:30	105	105
12:45	109	109

\*\*\*\*\*

Greiner, Inc.  
Traffic Counts  
Volume by Lane Report

Page

\*\*\*\*\*  
Data File : D1115001.PRN  
Station : 0000000000008  
Identification : 0000000000008  
\*\*\*\*\*

Lanes 1-1 are Westbound

-----  
Thu - Nov 15, 90

Lane	1	Total
-----	-----	-----
13:00	113	113
=====	=====	=====
Hour Totals	417	417
13:15	126	126
13:30	106	106
13:45	103	103
14:00	119	119
=====	=====	=====
Hour Totals	454	454
14:15	84	84
14:30	90	90
14:45	92	92
15:00	77	77
=====	=====	=====
Hour Totals	343	343
15:15	74	74
15:30	92	92
15:45	98	98
16:00	94	94
=====	=====	=====
Hour Totals	358	358
16:15	84	84
16:30	71	71
16:45	77	77
17:00	102	102
=====	=====	=====
Hour Totals	334	334
17:15	115	115
17:30	101	101
17:45	101	101
18:00	86	86
=====	=====	=====
Hour Totals	403	403
18:15	84	84
18:30	68	68
18:45	74	74
19:00	65	65
=====	=====	=====
Hour Totals	291	291

\*\*\*\*\*

Greiner, Inc.  
Traffic Counts  
Volume by Lane Report

Page

\*\*\*\*\*  
Data File : D1115001.PRN  
Station : 000000000008  
Identification : 000000000008  
\*\*\*\*\*

Lanes 1-1 are Westbound  
-----

Thu - Nov 15, 90

Lane	1	Total
-----	-----	-----
19:15	39	39
19:30	31	31
19:45	41	41
20:00	39	39
=====	=====	=====
Hour Totals	150	150
20:15	29	29
20:30	26	26
20:45	32	32
21:00	27	27
=====	=====	=====
Hour Totals	114	114
21:15	35	35
21:30	28	28
21:45	16	16
22:00	17	17
=====	=====	=====
Hour Totals	96	96
22:15	18	18
22:30	15	15
22:45	13	13
23:00	11	11
=====	=====	=====
Hour Totals	57	57
23:15	19	19
23:30	12	12
23:45	11	11
24:00	9	9
=====	=====	=====
Hour Totals	51	51
Grand Totals	5283	5283
Percentages	100.0	

\*\*\*\*\*

Greiner, Inc.  
Traffic Counts  
Volume by Lane Report

Page 1

\*\*\*\*\*  
Data File : D1116004.PRN  
Station : 000000000008  
Identification : 000000000008  
Start date : Nov 16, 90  
Stop date : Nov 16, 90  
City/Town : TAMPA  
Location : CYPRESS WB APPROACH to LOIS (WB)  
Count ratio : 2.00  
Interval : 15 minutes  
Start time : 00:00  
Stop time : 24:00  
County : HILLSBOROUGH  
\*\*\*\*\*

Lanes 1-1 are Westbound  
-----

Fri - Nov 16, 90

Lane	1	Total
-----	-----	-----
00:15	6	6
00:30	5	5
00:45	6	6
01:00	10	10
=====	=====	=====
Hour Totals	27	27
01:15	3	3
01:30	7	7
01:45	2	2
02:00	3	3
=====	=====	=====
Hour Totals	15	15
02:15	4	4
02:30	2	2
02:45	2	2
03:00	1	1
=====	=====	=====
Hour Totals	9	9
03:15	2	2
03:30	2	2
03:45	2	2
04:00	1	1
=====	=====	=====
Hour Totals	7	7
04:15	0	0
04:30	2	2
04:45	3	3
05:00	4	4
=====	=====	=====
Hour Totals	9	9
05:15	2	2
05:30	4	4
05:45	5	5
06:00	11	11
=====	=====	=====
Hour Totals	22	22

\*\*\*\*\*

7-109

Greiner, Inc.  
Traffic Counts  
Volume by Lane Report

Page 14

\*\*\*\*\*  
Data File : D1116004.PRN  
Station : 000000000008  
Identification : 000000000008  
\*\*\*\*\*

Lanes 1-1 are Westbound

Fri - Nov 16, 90

Lane	1	Total
06:15	13	13
06:30	19	19
06:45	30	30
07:00	59	59
===== Hour Totals	121	121
07:15	75	75
07:30	108	108
07:45	149	149
08:00	170	170
===== Hour Totals	502	502
08:15	157	157
08:30	169	169
08:45	95	95
09:00	91	91
===== Hour Totals	512	512
09:15	83	83
09:30	59	59
09:45	82	82
10:00	97	97
===== Hour Totals	321	321
10:15	79	79
10:30	73	73
10:45	50	50
11:00	83	83
===== Hour Totals	285	285
11:15	79	79
11:30	77	77
11:45	76	76
12:00	114	114
===== Hour Totals	346	346
12:15	91	91
12:30	105	105
12:45	115	115

\*\*\*\*\*

7-110

Greiner, Inc.  
Traffic Counts  
Volume by Lane Report

Page 15

\*\*\*\*\*  
Data File : D1116004.PRN  
Station : 000000000008  
Identification : 000000000008  
\*\*\*\*\*

Lanes 1-1 are Westbound

Fri - Nov 16, 90

Lane	1	Total
13:00	115	115
====	====	====
Hour Totals	426	426
13:15	133	133
13:30	115	115
13:45	119	119
14:00	119	119
====	====	====
Hour Totals	486	486
14:15	105	105
14:30	101	101
14:45	76	76
15:00	102	102
====	====	====
Hour Totals	384	384
15:15	85	85
15:30	91	91
15:45	103	103
16:00	113	113
====	====	====
Hour Totals	392	392
16:15	84	84
16:30	91	91
16:45	87	87
17:00	90	90
====	====	====
Hour Totals	352	352
17:15	126	126
17:30	94	94
17:45	97	97
18:00	79	79
====	====	====
Hour Totals	396	396
18:15	71	71
18:30	70	70
18:45	50	50
19:00	63	63
====	====	====
Hour Totals	254	254

\*\*\*\*\*

7-111

Greiner, Inc.  
Traffic Counts  
Volume by Lane Report

Page 16

\*\*\*\*\*  
Data File : D1116004.PRN  
Station : 0000000000008  
Identification : 0000000000008  
\*\*\*\*\*  
Lanes 1-1 are Westbound

Fri - Nov 16, 90

Lane	1	Total
-----	-----	-----
19:15	91	91
19:30	74	74
19:45	61	61
20:00	44	44
=====	=====	=====
Hour Totals	270	270
20:15	46	46
20:30	45	45
20:45	42	42
21:00	36	36
=====	=====	=====
Hour Totals	169	169
21:15	25	25
21:30	50	50
21:45	23	23
22:00	22	22
=====	=====	=====
Hour Totals	120	120
22:15	23	23
22:30	36	36
22:45	21	21
23:00	36	36
=====	=====	=====
Hour Totals	116	116
23:15	17	17
23:30	16	16
23:45	23	23
24:00	21	21
=====	=====	=====
Hour Totals	77	77
=====	=====	=====
Grand Totals	5618	5618
Percentages	100.0	

\*\*\*\*\* \*





## Greiner Inc.

REFERENCE: C2380.05  
 INTERSECTION OF LOIS AND CYPRESS  
 NAME OF COUNTER: BB  
 WEATHER: GOOD

FILENAME: LO-CY-A

DATE: 11 / 14 / 90

PERIOD BEGIN	--NORTH BOUND--			--SOUTH BOUND--			--EAST BOUND--			--WEST BOUND--			VEHICLE TOTAL
	LT	THRU	RT	LT	THRU	RT	LT	THRU	RT	LT	THRU	RT	
06:30	69	68	9	10	44	10	3	10	13	6	18	6	266
06:45	108	67	7	3	36	19	2	16	11	4	35	5	313
HR TOTAL	177	135	16	13	80	29	5	26	24	10	53	11	579
	( 328)			( 122)			( 55)			( 74)			
07:00	149	91	16	8	58	25	2	25	21	3	55	6	459
07:15	209	172	10	6	84	44	5	43	21	11	102	9	716
07:30	192	170	8	9	96	41	13	39	22	6	102	11	709
07:45	220	189	13	8	107	61	7	32	35	8	133	6	819
HR TOTAL	770	622	47	31	345	171	27	139	99	28	392	32	2703
	( 1439)			( 547)			( 265)			( 452)			
08:00	190	173	11	12	107	57	8	33	25	7	137	3	763
08:15	174	179	7	4	103	33	7	30	26	13	118	8	702
08:30	113	164	10	5	125	31	11	26	22	10	101	7	625
08:45	103	156	8	4	125	24	8	21	17	9	97	6	578
HR TOTAL	580	672	36	25	460	145	34	110	90	39	453	24	2668
	( 1288)			( 630)			( 234)			( 516)			
09:00	73	125	4	2	74	19	5	19	14	10	87	4	436
09:15	48	93	6	3	114	17	6	23	11	5	76	5	407
HR TOTAL	121	218	10	5	188	36	11	42	25	15	163	9	843
	( 349)			( 229)			( 78)			( 187)			
DAY TOTAL	1648	1647	109	74	1073	381	77	317	238	92	1061	76	6793

FOR THE PERIOD 06:30 - 09:30 THE PEAK HOUR IS 07:15 - 08:15

DIRECTION	PEAK HR FACTOR	--- VOLUMES ---			--- PERCENTS ---		
		LEFT	THRU	RIGHT	LEFT	THRU	RIGHT
NORTH	0.92	811	704	42 ( 1557)	52	45	3
SOUTH	0.90	35	394	203 ( 632)	6	62	32
EAST	0.96	33	147	103 ( 283)	12	52	36
WEST	0.91	32	474	29 ( 535)	6	89	5
		( 3007)					

Greiner Inc.

REFERENCE: C2380.05  
INTERSECTION OF LOIS AND CYPRESS  
NAME OF COUNTER: TAC  
WEATHER: GOOD

FILENAME: LO-CY-M

DATE: 11 / 15 / 90

PERIOD BEGIN	--NORTH BOUND--			--SOUTH BOUND--			--EAST BOUND--			--WEST BOUND--			VEHICLE TOTAL
	LT	THRU	RT	LT	THRU	RT	LT	THRU	RT	LT	THRU	RT	
11:00	52	57	11	6	71	13	19	48	60	10	59	5	411
11:15	69	69	12	7	66	15	16	69	56	13	57	3	452
11:30	76	83	18	9	109	32	18	70	112	10	72	9	618
11:45	103	90	12	6	105	26	30	95	125	10	64	5	671
HR TOTAL	300	299	53	28	351	86	83	282	353	43	252	22	2152
			( 652)			( 465)			( 718)				( 317)
12:00	85	114	13	7	101	30	40	63	143	21	58	11	686
12:15	101	110	18	8	91	37	25	97	111	15	79	11	703
12:30	86	119	16	5	87	32	14	65	106	17	84	8	639
12:45	77	179	14	8	101	28	17	66	84	13	91	9	687
HR TOTAL	349	522	61	28	380	127	96	291	444	66	312	39	2715
			( 932)			( 535)			( 831)				( 417)
DAY TOTAL	649	821	114	56	731	213	179	573	797	109	564	61	4867

FOR THE PERIOD 11:00 - 13:00 THE PEAK HOUR IS 12:00 - 13:00

DIRECTION	PEAK HR FACTOR	--- VOLUMES ---			--- PERCENTS ---		
		LEFT	THRU	RIGHT	LEFT	THRU	RIGHT
NORTH	0.86	349	522	61 ( 932)	37	56	7
SOUTH	0.97	28	380	127 ( 535)	5	71	24
EAST	0.84	96	291	444 ( 831)	12	35	53
WEST	0.92	66	312	39 ( 417)	16	75	9
				( 2715)			

## Greiner Inc.

REFERENCE: C2380.05  
 INTERSECTION OF LOIS AND CYPRESS  
 NAME OF COUNTER: J6  
 WEATHER: GOOD

FILENAME: LO-CY-P

DATE: 11 / 14 / 90

PERIOD BEGIN	—NORTH BOUND—			—SOUTH BOUND—			—EAST BOUND—			—WEST BOUND—			VEHICLE TOTAL
	LT	THRU	RT	LT	THRU	RT	LT	THRU	RT	LT	THRU	RT	
15:30	55	115	21	10	132	7	19	51	78	14	58	13	573
15:45	58	104	17	19	147	10	27	44	96	15	54	8	599
HR TOTAL	113	219	38	29	279	17	46	95	174	29	112	21	1172
	( 370)			( 325)			( 315)			( 162)			
16:00	70	119	11	7	139	8	29	116	114	17	49	12	691
16:15	55	117	8	9	150	12	15	132	138	9	59	12	716
16:30	51	141	12	15	135	11	21	171	178	11	74	8	828
16:45	71	123	6	9	141	11	28	217	145	15	77	17	860
HR TOTAL	247	500	37	40	565	42	93	636	575	52	259	49	3095
	( 784)			( 647)			( 1304)			( 360)			
17:00	45	145	10	16	214	10	49	307	181	18	90	23	1108
17:15	63	168	10	7	174	15	54	135	155	14	86	17	898
17:30	78	143	9	9	199	11	33	120	149	15	76	10	852
17:45	54	134	4	3	88	11	23	71	114	17	66	14	599
HR TOTAL	240	590	33	35	675	47	159	633	599	64	318	64	3457
	( 863)			( 757)			( 1391)			( 446)			
18:00	42	120	9	7	85	7	31	44	85	10	61	6	507
18:15	50	98	5	6	121	11	8	48	77	11	67	6	508
HR TOTAL	92	218	14	13	206	18	39	92	162	21	128	12	1015
	( 324)			( 237)			( 293)			( 161)			
DAY TOTAL	692	1527	122	117	1725	124	337	1456	1510	166	817	146	8739

FOR THE PERIOD 15:30 - 18:30 THE PEAK HOUR IS 16:45 - 17:45

DIRECTION	PEAK HR FACTOR	— VOLUMES —			— PERCENTS —			
		LEFT	THRU	RIGHT	LEFT	THRU	RIGHT	
NORTH	0.90	257	579	35	( 871)	30	66	4
SOUTH	0.85	41	728	47	( 816)	5	89	6
EAST	0.73	164	779	630	( 1573)	10	50	40
WEST	0.87	62	329	67	( 458)	14	72	15
( 3718)								

## Greiner Inc.

REFERENCE: C2380.05  
 INTERSECTION OF LOIS AND CYPRESS  
 NAME OF COUNTER: DA  
 WEATHER: GOOD

FILENAME: LO-CY-N

DATE: 11 / 14 / 90

PERIOD BEGIN	--NORTH BOUND--			--SOUTH BOUND--			--EAST BOUND--			--WEST BOUND--			VEHICLE TOTAL
	LT	THRU	RT	LT	THRU	RT	LT	THRU	RT	LT	THRU	RT	
19:00	11	80	8	3	82	5	1	36	22	1	56	0	305
19:15	12	82	9	5	61	3	3	46	31	3	42	0	297
19:30	18	59	11	7	33	6	5	21	47	2	23	0	232
19:45	14	45	4	3	39	5	6	6	35	9	28	0	194
HR TOTAL	55	266	32	18	215	19	15	109	135	15	149	0	1028
			( 353)			( 252)			( 259)				( 164)
20:00	18	37	6	1	69	4	5	44	24	5	14	0	227
20:15	14	35	1	2	36	7	3	20	33	4	20	0	175
20:30	15	40	2	3	62	4	4	40	18	3	30	0	221
20:45	11	30	3	0	99	3	5	90	21	2	22	0	286
HR TOTAL	58	142	12	6	266	18	17	194	96	14	86	0	909
			( 212)			( 290)			( 307)				( 100)
21:00	12	46	5	2	98	2	7	52	17	8	9	8	266
21:15	10	37	4	3	83	6	4	65	12	3	23	5	255
21:30	9	30	3	5	94	2	3	52	11	5	8	7	229
21:45	7	19	3	1	44	2	8	16	8	7	9	4	128
HR TOTAL	38	132	15	11	319	12	22	185	48	23	49	24	878
			( 185)			( 342)			( 255)				( 96)
DAY TOTAL	151	540	59	35	800	49	54	488	279	52	284	24	2815

FOR THE PERIOD 19:00 - 22:00 THE PEAK HOUR IS 20:45 - 21:45

DIRECTION	PEAK HR FACTOR	--- VOLUMES ---				--- PERCENTS ---			
		LEFT	THRU	RIGHT		LEFT	THRU	RIGHT	
NORTH	0.79	42	143	15	( 200)	21	72	8	
SOUTH	0.97	10	374	13	( 397)	3	94	3	
EAST	0.73	19	259	61	( 339)	6	76	18	
WEST	0.81	18	62	20	( 100)	18	62	20	
( 1036)									



CYPRESS  
EXECUTIVE  
CENTER

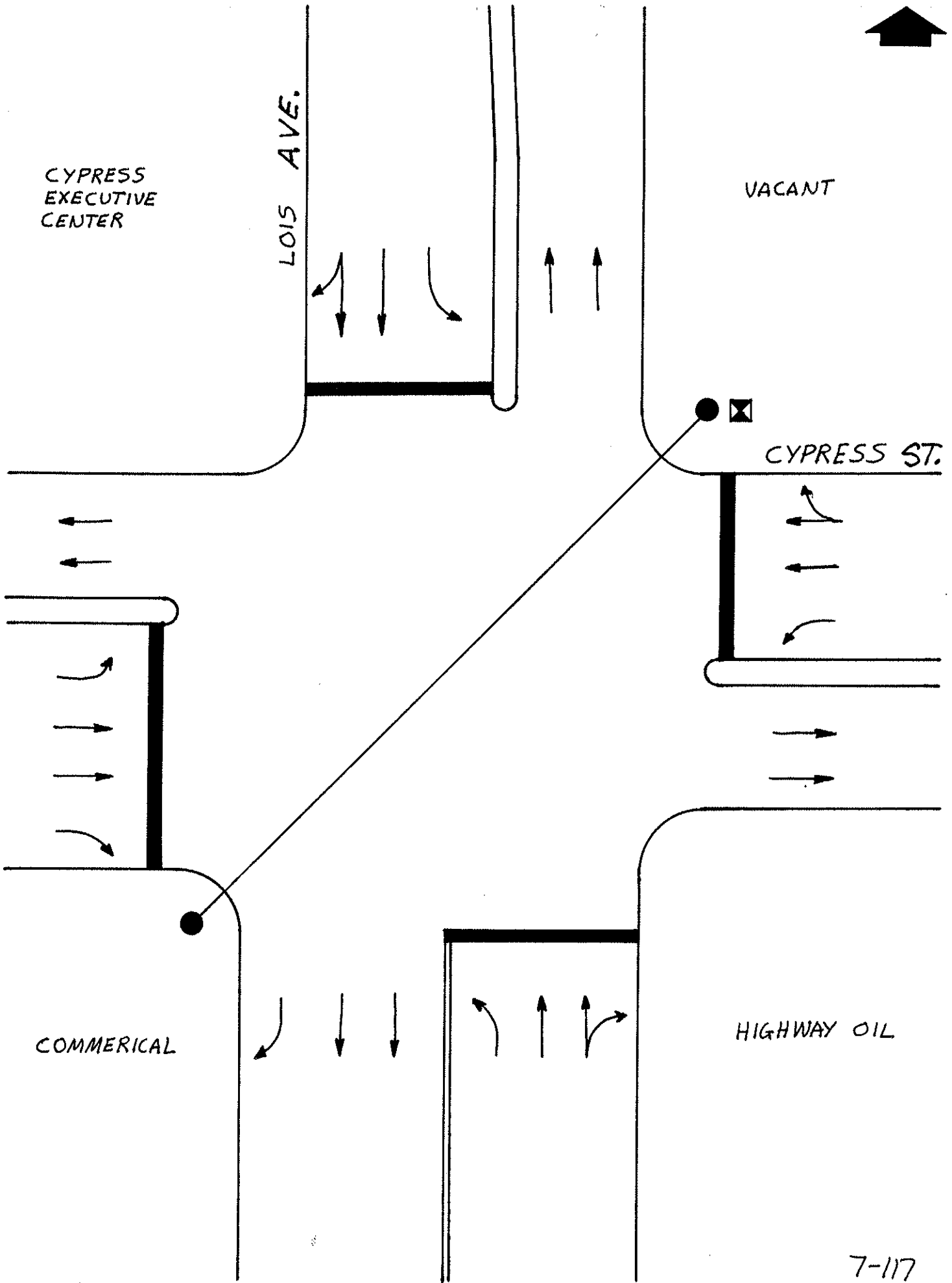
LOIS AVE.

VACANT

CYPRESS ST.

COMMERICAL

HIGHWAY OIL





Greiner, Inc.  
Traffic Counts  
Volume by Lane Report

Page 2

\*\*\*\*\*

Data File	: D1114016.PRN	
Station	: 0000000000018	Count ratio : 2.00
Identification	: 0000000000018	Interval : 15 minutes
Start date	: Nov 14, 90	Start time : 00:00
Stop date	: Nov 14, 90	Stop time : 24:00
City/Town	: TAMPA	County : HILLSBOROUGH
Location	: DALE MABRY @ I-275 EB OFF RAMP	

\*\*\*\*\*

Lanes 1-1 are Eastbound

-----  
Wed - Nov 14, 90

Lane	1	Total
00:15	2	2
00:30	7	7
00:45	5	5
01:00	1	1
=====	=====	=====
Hour Totals	15	15
01:15	2	2
01:30	4	4
01:45	0	0
02:00	1	1
=====	=====	=====
Hour Totals	7	7
02:15	2	2
02:30	0	0
02:45	3	3
03:00	1	1
=====	=====	=====
Hour Totals	6	6
03:15	3	3
03:30	3	3
03:45	5	5
04:00	0	0
=====	=====	=====
Hour Totals	11	11
04:15	1	1
04:30	1	1
04:45	4	4
05:00	2	2
=====	=====	=====
Hour Totals	8	8
05:15	4	4
05:30	6	6
05:45	9	9
06:00	8	8
=====	=====	=====
Hour Totals	27	27

\*\*\*\*\*



Greiner, Inc.  
Traffic Counts  
Volume by Lane Report

Page 20

\*\*\*\*\*  
Data File : D1114016.PRN  
Station : 000000000018  
Identification : 000000000018  
\*\*\*\*\*

Lanes 1-1 are Eastbound  
-----

Wed - Nov 14, 90

Lane	1	Total
06:15	11	11
06:30	17	17
06:45	24	24
07:00	16	16
=====	=====	=====
Hour Totals	68	68
07:15	26	26
07:30	30	30
07:45	34	34
08:00	39	39
=====	=====	=====
Hour Totals	129	129
08:15	29	29
08:30	43	43
08:45	30	30
09:00	34	34
=====	=====	=====
Hour Totals	136	136
09:15	35	35
09:30	29	29
09:45	45	45
10:00	31	31
=====	=====	=====
Hour Totals	140	140
10:15	32	32
10:30	32	32
10:45	44	44
11:00	36	36
=====	=====	=====
Hour Totals	144	144
11:15	34	34
11:30	35	35
11:45	49	49
12:00	40	40
=====	=====	=====
Hour Totals	158	158
12:15	43	43
12:30	49	49
12:45	48	48

\*\*\*\*\*

Greiner, Inc.  
Traffic Counts  
Volume by Lane Report

Page 2

\*\*\*\*\*  
Data File : D1114016.PRN  
Station : 000000000018  
Identification : 000000000018  
\*\*\*\*\*

Lanes 1-1 are Eastbound

-----  
Wed - Nov 14, 90

Lane	1	Total
-----	-----	-----
13:00	53	53
=====	=====	=====
Hour Totals	193	193
13:15	46	46
13:30	34	34
13:45	40	40
14:00	28	28
=====	=====	=====
Hour Totals	148	148
14:15	31	31
14:30	29	29
14:45	40	40
15:00	39	39
=====	=====	=====
Hour Totals	139	139
15:15	24	24
15:30	27	27
15:45	37	37
16:00	35	35
=====	=====	=====
Hour Totals	123	123
16:15	40	40
16:30	33	33
16:45	26	26
17:00	29	29
=====	=====	=====
Hour Totals	128	128
17:15	27	27
17:30	43	43
17:45	20	20
18:00	43	43
=====	=====	=====
Hour Totals	133	133
18:15	53	53
18:30	41	41
18:45	33	33
19:00	32	32
=====	=====	=====
Hour Totals	159	159

\*\*\*\*\*

Greiner, Inc.  
Traffic Counts  
Volume by Lane Report

Page 2

\*\*\*\*\*  
Data File : D1114016.PRN  
Station : 000000000018  
Identification : 000000000018  
\*\*\*\*\*

Lanes 1-1 are Eastbound

-----  
Wed - Nov 14, 90

Lane	1	Total
-----	-----	-----
19:15	25	25
19:30	25	25
19:45	17	17
20:00	22	22
=====	=====	=====
Hour Totals	89	89
20:15	14	14
20:30	20	20
20:45	13	13
21:00	22	22
=====	=====	=====
Hour Totals	69	69
21:15	14	14
21:30	15	15
21:45	13	13
22:00	22	22
=====	=====	=====
Hour Totals	64	64
22:15	14	14
22:30	12	12
22:45	11	11
23:00	13	13
=====	=====	=====
Hour Totals	50	50
23:15	15	15
23:30	9	9
23:45	4	4
24:00	7	7
=====	=====	=====
Hour Totals	35	35
=====	=====	=====
Grand Totals	2179	2179
Percentages	100.0	

\*\*\*\*\*

Greiner, Inc.  
Traffic Counts

Volume by Lane Report

Page 4

```
*****
Data File       : D1115014.PRN
Station        : 0000000000018      Count ratio : 2.00
Identification : 0000000000018      Interval    : 15 minutes
Start date     : Nov 15, 90          Start time   : 00:00
Stop date      : Nov 15, 90          Stop time    : 24:00
City/Town      : TAMPA                County       : HILLSBOROUGH
Location       : DALE MABRY @ I-275 EB OFF RAMP
*****
```

Lanes 1-1 are Eastbound

Thu - Nov 15, 90

Lane	1	Total
-----	-----	-----
00:15	5	5
00:30	4	4
00:45	8	8
01:00	3	3
=====	=====	=====
Hour Totals	20	20
01:15	5	5
01:30	11	11
01:45	8	8
02:00	4	4
=====	=====	=====
Hour Totals	28	28
02:15	5	5
02:30	1	1
02:45	3	3
03:00	1	1
=====	=====	=====
Hour Totals	10	10
03:15	0	0
03:30	1	1
03:45	7	7
04:00	1	1
=====	=====	=====
Hour Totals	9	9
04:15	2	2
04:30	1	1
04:45	3	3
05:00	1	1
=====	=====	=====
Hour Totals	7	7
05:15	4	4
05:30	9	9
05:45	7	7
06:00	9	9
=====	=====	=====
Hour Totals	29	29

\*\*\*\*\*

Greiner, Inc.  
Traffic Counts  
Volume by Lane Report

Page 4

\*\*\*\*\*  
Data File : D1115014.PRN  
Station : 000000000018  
Identification : 000000000018  
\*\*\*\*\*

Lanes 1-1 are Eastbound

Thu - Nov 15, 90

Lane	1	Total
06:15	8	8
06:30	7	7
06:45	11	11
07:00	17	17
===== Hour Totals	43	43
07:15	22	22
07:30	23	23
07:45	22	22
08:00	11	11
===== Hour Totals	78	78
08:15	21	21
08:30	9	9
08:45	11	11
09:00	15	15
===== Hour Totals	56	56
09:15	17	17
09:30	12	12
09:45	28	28
10:00	30	30
===== Hour Totals	87	87
10:15	34	34
10:30	36	36
10:45	30	30
11:00	46	46
===== Hour Totals	146	146
11:15	33	33
11:30	38	38
11:45	49	49
12:00	59	59
===== Hour Totals	179	179
12:15	39	39
12:30	50	50
12:45	43	43

\*\*\*\*\*

Greiner, Inc.  
Traffic Counts  
Volume by Lane Report

Page 4

\*\*\*\*\*  
Data File : D1115014.PRN  
Station : 0000000000018  
Identification : 0000000000018  
\*\*\*\*\*  
Lanes 1-1 are Eastbound  
-----

Thu - Nov 15, 90

Lane	1	Total
-----	-----	-----
13:00	42	42
=====	=====	=====
Hour Totals	174	174
13:15	45	45
13:30	40	40
13:45	34	34
14:00	37	37
=====	=====	=====
Hour Totals	156	156
14:15	31	31
14:30	42	42
14:45	28	28
15:00	36	36
=====	=====	=====
Hour Totals	137	137
15:15	34	34
15:30	44	44
15:45	38	38
16:00	31	31
=====	=====	=====
Hour Totals	147	147
16:15	40	40
16:30	43	43
16:45	24	24
17:00	32	32
=====	=====	=====
Hour Totals	139	139
17:15	20	20
17:30	59	59
17:45	47	47
18:00	43	43
=====	=====	=====
Hour Totals	169	169
18:15	38	38
18:30	36	36
18:45	36	36
19:00	29	29
=====	=====	=====
Hour Totals	139	139

\*\*\*\*\*

Greiner, Inc.  
Traffic Counts  
Volume by Lane Report

Page 4

\*\*\*\*\*  
Data File : D1115014.PRN  
Station : 0000000000018  
Identification : 0000000000018  
\*\*\*\*\*

Lanes 1-1 are Eastbound

Thu - Nov 15, 90

Lane	1	Total
19:15	30	30
19:30	29	29
19:45	24	24
20:00	24	24
=====	=====	=====
Hour Totals	107	107
20:15	26	26
20:30	21	21
20:45	16	16
21:00	12	12
=====	=====	=====
Hour Totals	75	75
21:15	17	17
21:30	21	21
21:45	21	21
22:00	11	11
=====	=====	=====
Hour Totals	70	70
22:15	17	17
22:30	12	12
22:45	9	9
23:00	18	18
=====	=====	=====
Hour Totals	56	56
23:15	7	7
23:30	8	8
23:45	17	17
24:00	4	4
=====	=====	=====
Hour Totals	36	36
=====	=====	=====
Grand Totals	2097	2097
Percentages	100.0	

\*\*\*\*\*

Greiner, Inc.  
Traffic Counts  
Volume by Lane Report

Page

\*\*\*\*\*  
Data File : D1116009.PRN  
Station : 000000000018 Count ratio : 2.00  
Identification : 000000000018 Interval : 15 minutes  
Start date : Nov 16, 90 Start time : 00:00  
Stop date : Nov 16, 90 Stop time : 24:00  
City/Town : TAMPA County : HILLSBOROUGH  
Location : DALE MABRY @ I-275 EB OFF RAMP  
\*\*\*\*\*  
Lanes 1-1 are Eastbound

-----  
Fri - Nov 16, 90

Lane	1	Total
-----	-----	-----
00:15	6	6
00:30	2	2
00:45	2	2
01:00	5	5
=====	=====	=====
Hour Totals	15	15
01:15	10	10
01:30	6	6
01:45	2	2
02:00	3	3
=====	=====	=====
Hour Totals	21	21
02:15	5	5
02:30	2	2
02:45	2	2
03:00	2	2
=====	=====	=====
Hour Totals	11	11
03:15	2	2
03:30	5	5
03:45	4	4
04:00	5	5
=====	=====	=====
Hour Totals	16	16
04:15	0	0
04:30	1	1
04:45	4	4
05:00	4	4
=====	=====	=====
Hour Totals	9	9
05:15	6	6
05:30	6	6
05:45	6	6
06:00	5	5
=====	=====	=====
Hour Totals	23	23

\*\*\*\*\*



Greiner, Inc.  
Traffic Counts  
Volume by Lane Report

Page 1

\*\*\*\*\*  
Data File : D1116009.PRN  
Station : 000000000018  
Identification : 000000000018  
\*\*\*\*\*

Lanes 1-1 are Eastbound

Fri - Nov 16, 90

Lane	1	Total
06:15	7	7
06:30	12	12
06:45	20	20
07:00	23	23
===== Hour Totals	62	62
07:15	29	29
07:30	25	25
07:45	34	34
08:00	44	44
===== Hour Totals	132	132
08:15	37	37
08:30	29	29
08:45	32	32
09:00	34	34
===== Hour Totals	132	132
09:15	45	45
09:30	33	33
09:45	40	40
10:00	34	34
===== Hour Totals	152	152
10:15	39	39
10:30	30	30
10:45	29	29
11:00	37	37
===== Hour Totals	135	135
11:15	38	38
11:30	29	29
11:45	34	34
12:00	49	49
===== Hour Totals	150	150
12:15	45	45
12:30	46	46
12:45	34	34

\*\*\*\*\*

Greiner, Inc.  
Traffic Counts  
Volume by Lane Report

Page 1

\*\*\*\*\*  
Data File : D1116009.PRN  
Station : 000000000018  
Identification : 000000000018  
\*\*\*\*\*

Lanes 1-1 are Eastbound

-----  
Fri - Nov 16, 90

Lane	1	Total
-----	-----	-----
13:00	35	35
=====	=====	=====
Hour Totals	160	160
13:15	43	43
13:30	30	30
13:45	28	28
14:00	37	37
=====	=====	=====
Hour Totals	138	138
14:15	30	30
14:30	35	35
14:45	38	38
15:00	31	31
=====	=====	=====
Hour Totals	134	134
15:15	30	30
15:30	49	49
15:45	36	36
16:00	25	25
=====	=====	=====
Hour Totals	140	140
16:15	38	38
16:30	39	39
16:45	37	37
17:00	39	39
=====	=====	=====
Hour Totals	153	153
17:15	32	32
17:30	38	38
17:45	27	27
18:00	37	37
=====	=====	=====
Hour Totals	134	134
18:15	32	32
18:30	36	36
18:45	39	39
19:00	33	33
=====	=====	=====
Hour Totals	140	140

\*\*\*\*\*

8-11

Greiner, Inc.  
Traffic Counts  
Volume by Lane Report

Page 1

\*\*\*\*\*  
Data File : D1116009.PRN  
Station : 000000000018  
Identification : 000000000018  
\*\*\*\*\*

Lanes 1-1 are Eastbound

Fri - Nov 16, 90

Lane	1	Total
19:15	40	40
19:30	30	30
19:45	34	34
20:00	41	41
=====	=====	=====
Hour Totals	145	145
20:15	30	30
20:30	24	24
20:45	20	20
21:00	24	24
=====	=====	=====
Hour Totals	98	98
21:15	26	26
21:30	21	21
21:45	20	20
22:00	23	23
=====	=====	=====
Hour Totals	90	90
22:15	17	17
22:30	25	25
22:45	17	17
23:00	19	19
=====	=====	=====
Hour Totals	78	78
23:15	13	13
23:30	15	15
23:45	11	11
24:00	12	12
=====	=====	=====
Hour Totals	51	51
=====	=====	=====
Grand Totals	2319	2319
Percentages	100.0	

\*\*\*\*\*

Greiner, Inc.  
Traffic Counts  
Volume by Lane Report

Page

\*\*\*\*\*  
Data File : D1117001.PRN  
Station : 000000000018 Count ratio : 2.00  
Identification : 000000000018 Interval : 15 minutes  
Start date : Nov 17, 90 Start time : 00:00  
Stop date : Nov 17, 90 Stop time : 24:00  
City/Town : TAMPA County : HILLSBOROUGH  
Location : DALE MABRY @ I-275 EB OFF RAMP  
\*\*\*\*\*  
Lanes 1-1 are Eastbound

Sat - Nov 17, 90

Lane	1	Total
00:15	17	17
00:30	10	10
00:45	13	13
01:00	10	10
===== Hour Totals	50	50
01:15	15	15
01:30	8	8
01:45	10	10
02:00	8	8
===== Hour Totals	41	41
02:15	7	7
02:30	14	14
02:45	4	4
03:00	8	8
===== Hour Totals	33	33
03:15	5	5
03:30	0	0
03:45	5	5
04:00	3	3
===== Hour Totals	13	13
04:15	4	4
04:30	3	3
04:45	0	0
05:00	2	2
===== Hour Totals	9	9
05:15	5	5
05:30	3	3
05:45	5	5
06:00	5	5
===== Hour Totals	18	18

\*\*\*\*\*

Greiner, Inc.  
Traffic Counts  
Volume by Lane Report

Page

\*\*\*\*\*  
Data File : D1117001.PRN  
Station : 000000000018  
Identification : 000000000018  
\*\*\*\*\*  
Lanes 1-1 are Eastbound

Sat - Nov 17, 90

Lane	1	Total
06:15	7	7
06:30	9	9
06:45	9	9
07:00	14	14
===== Hour Totals	39	39
07:15	18	18
07:30	17	17
07:45	14	14
08:00	23	23
===== Hour Totals	72	72
08:15	19	19
08:30	19	19
08:45	15	15
09:00	30	30
===== Hour Totals	83	83
09:15	25	25
09:30	26	26
09:45	18	18
10:00	24	24
===== Hour Totals	93	93
10:15	27	27
10:30	27	27
10:45	35	35
11:00	25	25
===== Hour Totals	114	114
11:15	29	29
11:30	30	30
11:45	36	36
12:00	29	29
===== Hour Totals	124	124
12:15	24	24
12:30	37	37
12:45	30	30

\*\*\*\*\*

8-14

Greiner, Inc.  
Traffic Counts  
Volume by Lane Report

Page

\*\*\*\*\*  
Data File : D1117001.PRN  
Station : 000000000018  
Identification : 000000000018  
\*\*\*\*\*

Lanes 1-1 are Eastbound

Sat - Nov 17, 90

Lane	1	Total
-----	-----	-----
13:00	40	40
=====	=====	=====
Hour Totals	131	131
13:15	35	35
13:30	26	26
13:45	35	35
14:00	30	30
=====	=====	=====
Hour Totals	126	126
14:15	31	31
14:30	24	24
14:45	25	25
15:00	28	28
=====	=====	=====
Hour Totals	108	108
15:15	26	26
15:30	26	26
15:45	28	28
16:00	32	32
=====	=====	=====
Hour Totals	112	112
16:15	25	25
16:30	26	26
16:45	28	28
17:00	26	26
=====	=====	=====
Hour Totals	105	105
17:15	30	30
17:30	29	29
17:45	27	27
18:00	23	23
=====	=====	=====
Hour Totals	109	109
18:15	27	27
18:30	42	42
18:45	39	39
19:00	34	34
=====	=====	=====
Hour Totals	142	142

\*\*\*\*\*

Greiner, Inc.  
Traffic Counts  
Volume by Lane Report

Page

\*\*\*\*\*  
Data File : D1117001.PRN  
Station : 000000000018  
Identification : 000000000018  
\*\*\*\*\*

Lanes 1-1 are Eastbound

Sat - Nov 17, 90

Lane	1	Total
19:15	29	29
19:30	29	29
19:45	30	30
20:00	30	30
=====	=====	=====
Hour Totals	118	118
20:15	24	24
20:30	31	31
20:45	20	20
21:00	25	25
=====	=====	=====
Hour Totals	100	100
21:15	11	11
21:30	23	23
21:45	24	24
22:00	17	17
=====	=====	=====
Hour Totals	75	75
22:15	18	18
22:30	17	17
22:45	33	33
23:00	19	19
=====	=====	=====
Hour Totals	87	87
23:15	25	25
23:30	18	18
23:45	16	16
24:00	20	20
=====	=====	=====
Hour Totals	79	79
=====	=====	=====
Grand Totals	1981	1981
Percentages	100.0	

\*\*\*\*\*

Greiner, Inc.  
Traffic Counts  
Volume by Lane Report

Page

\*\*\*\*\*  
Data File : D1118002.PRN  
Station : 000000000018  
Identification : 000000000018  
Start date : Nov 18, 90  
Stop date : Nov 18, 90  
City/Town : TAMPA  
Location : DALE MABRY @ I-275 EB OFF RAMP  
Count ratio : 2.00  
Interval : 15 minutes  
Start time : 00:00  
Stop time : 24:00  
County : HILLSBOROUGH  
\*\*\*\*\*  
Lanes 1-1 are Eastbound

Sun - Nov 18, 90

Lane	1	Total
00:15	16	16
00:30	15	15
00:45	14	14
01:00	14	14
===== Hour Totals	59	59
01:15	9	9
01:30	15	15
01:45	6	6
02:00	6	6
===== Hour Totals	36	36
02:15	11	11
02:30	9	9
02:45	2	2
03:00	7	7
===== Hour Totals	29	29
03:15	5	5
03:30	2	2
03:45	5	5
04:00	2	2
===== Hour Totals	14	14
04:15	2	2
04:30	3	3
04:45	0	0
05:00	3	3
===== Hour Totals	8	8
05:15	4	4
05:30	1	1
05:45	3	3
06:00	3	3
===== Hour Totals	11	11

\*\*\*\*\*



Greiner, Inc.  
Traffic Counts  
Volume by Lane Report

Page

\*\*\*\*\*  
Data File : D1118002.PRN  
Station : 000000000018  
Identification : 000000000018  
\*\*\*\*\*  
Lanes 1-1 are Eastbound

Sun - Nov 18, 90

Lane	1	Total
06:15	3	3
06:30	3	3
06:45	7	7
07:00	11	11
===== Hour Totals	24	24
07:15	7	7
07:30	5	5
07:45	11	11
08:00	10	10
===== Hour Totals	33	33
08:15	6	6
08:30	5	5
08:45	11	11
09:00	8	8
===== Hour Totals	30	30
09:15	10	10
09:30	11	11
09:45	16	16
10:00	14	14
===== Hour Totals	51	51
10:15	18	18
10:30	12	12
10:45	16	16
11:00	21	21
===== Hour Totals	67	67
11:15	20	20
11:30	23	23
11:45	19	19
12:00	31	31
===== Hour Totals	93	93
12:15	20	20
12:30	33	33
12:45	26	26

\*\*\*\*\*

8-18

Greiner, Inc.  
Traffic Counts  
Volume by Lane Report

Page

\*\*\*\*\*  
Data File : D1118002.PRN  
Station : 000000000018  
Identification : 000000000018  
\*\*\*\*\*

Lanes 1-1 are Eastbound

Sun - Nov 18, 90

Lane	1	Total
-----	-----	-----
13:00	26	26
=====	=====	=====
Hour Totals	105	105
13:15	27	27
13:30	14	14
13:45	22	22
14:00	26	26
=====	=====	=====
Hour Totals	89	89
14:15	30	30
14:30	23	23
14:45	28	28
15:00	17	17
=====	=====	=====
Hour Totals	98	98
15:15	28	28
15:30	23	23
15:45	31	31
16:00	19	19
=====	=====	=====
Hour Totals	101	101
16:15	20	20
16:30	14	14
16:45	19	19
17:00	28	28
=====	=====	=====
Hour Totals	81	81
17:15	18	18
17:30	21	21
17:45	35	35
18:00	23	23
=====	=====	=====
Hour Totals	97	97
18:15	26	26
18:30	24	24
18:45	31	31
19:00	22	22
=====	=====	=====
Hour Totals	103	103

\*\*\*\*\*

8-19

Greiner, Inc.  
Traffic Counts  
Volume by Lane Report

Page

\*\*\*\*\*  
Data File : D1118002.PRN  
Station : 000000000018  
Identification : 000000000018  
\*\*\*\*\*

Lanes 1-1 are Eastbound

Sun - Nov 18, 90

Lane	1	Total
19:15	23	23
19:30	25	25
19:45	26	26
20:00	19	19
=====	=====	=====
Hour Totals	93	93
20:15	14	14
20:30	15	15
20:45	10	10
21:00	13	13
=====	=====	=====
Hour Totals	52	52
21:15	17	17
21:30	9	9
21:45	14	14
22:00	13	13
=====	=====	=====
Hour Totals	53	53
22:15	10	10
22:30	10	10
22:45	12	12
23:00	6	6
=====	=====	=====
Hour Totals	38	38
23:15	9	9
23:30	7	7
23:45	3	3
24:00	4	4
=====	=====	=====
Hour Totals	23	23
=====	=====	=====
Grand Totals	1388	1388
Percentages	100.0	

\*\*\*\*\*

TRAFFIC COUNTS  
GREINER INC.

Volume by Lane Report

Page

\*\*\*\*\*

Data File : D1119003.PRN  
Station : 000000000018 Count ratio : 2.00  
Identification : 000000000018 Interval : 15 minutes  
Start date : Nov 19, 90 Start time : 00:00  
Stop date : Nov 19, 90 Stop time : 24:00  
City/Town : TAMPA County : HILLSBOROUGH  
Location : DALE MABRY @ I-275 EB OFF RAMP

\*\*\*\*\*

Lanes 1-1 are Eastbound

-----  
Mon - Nov 19, 90

Lane	1	Total
-----	-----	-----
00:15	7	7
00:30	7	7
00:45	6	6
01:00	2	2
=====	=====	=====
Hour Totals	22	22
01:15	5	5
01:30	1	1
01:45	2	2
02:00	0	0
=====	=====	=====
Hour Totals	8	8
02:15	5	5
02:30	3	3
02:45	1	1
03:00	3	3
=====	=====	=====
Hour Totals	12	12
03:15	6	6
03:30	1	1
03:45	5	5
04:00	2	2
=====	=====	=====
Hour Totals	14	14
04:15	2	2
04:30	5	5
04:45	2	2
05:00	2	2
=====	=====	=====
Hour Totals	11	11
05:15	5	5
05:30	13	13
05:45	7	7
06:00	8	8
=====	=====	=====
Hour Totals	33	33

\*\*\*\*\*

TRAFFIC COUNTS  
GREINER INC.  
Volume by Lane Report

Page

\*\*\*\*\*

Data File : D1119003.PRN  
Station : 000000000018  
Identification : 000000000018

\*\*\*\*\*

Lanes 1-1 are Eastbound

Mon - Nov 19, 90

Lane	1	Total
-----	-----	-----
06:15	7	7
06:30	10	10
06:45	16	16
07:00	18	18
=====	=====	=====
Hour Totals	51	51
07:15	17	17
07:30	25	25
07:45	29	29
08:00	24	24
=====	=====	=====
Hour Totals	95	95
08:15	33	33
08:30	27	27
08:45	25	25
09:00	30	30
=====	=====	=====
Hour Totals	115	115
09:15	37	37
09:30	41	41
09:45	34	34
10:00	35	35
=====	=====	=====
Hour Totals	147	147
10:15	39	39
10:30	32	32
10:45	24	24
11:00	35	35
=====	=====	=====
Hour Totals	130	130
11:15	37	37
11:30	32	32
11:45	38	38
12:00	58	58
=====	=====	=====
Hour Totals	165	165
12:15	64	64
12:30	35	35
12:45	33	33

\*\*\*\*\*

8-22

TRAFFIC COUNTS  
GREINER INC.

Volume by Lane Report

Page

\*\*\*\*\*

Data File : D1119003.PRN

Station : 0000000000018

Identification : 0000000000018

\*\*\*\*\*

Lanes 1-1 are Eastbound

Mon - Nov 19, 90

Lane	1	Total
-----	-----	-----
13:00	42	42
=====	=====	=====
Hour Totals	174	174
13:15	38	38
13:30	30	30
13:45	31	31
14:00	30	30
=====	=====	=====
Hour Totals	129	129
14:15	34	34
14:30	42	42
14:45	38	38
15:00	33	33
=====	=====	=====
Hour Totals	147	147
15:15	41	41
15:30	30	30
15:45	36	36
16:00	38	38
=====	=====	=====
Hour Totals	145	145
16:15	39	39
16:30	35	35
16:45	29	29
17:00	26	26
=====	=====	=====
Hour Totals	129	129
17:15	31	31
17:30	38	38
17:45	33	33
18:00	42	42
=====	=====	=====
Hour Totals	144	144
18:15	49	49
18:30	44	44
18:45	35	35
19:00	32	32
=====	=====	=====
Hour Totals	160	160

\*\*\*\*\*

TRAFFIC COUNTS  
GREINER INC.  
Volume by Lane Report

Page

\*\*\*\*\*: <

Data File : D1119003.PRN  
Station : 000000000018  
Identification : 000000000018

\*\*\*\*\*

Lanes 1-1 are Eastbound

Mon - Nov 19, 90

Lane	1	Total
-----	-----	-----
19:15	28	28
19:30	24	24
19:45	21	21
20:00	20	20
=====	=====	=====
Hour Totals	93	93
20:15	17	17
20:30	18	18
20:45	15	15
21:00	20	20
=====	=====	=====
Hour Totals	70	70
21:15	15	15
21:30	17	17
21:45	12	12
22:00	21	21
=====	=====	=====
Hour Totals	65	65
22:15	16	16
22:30	10	10
22:45	12	12
23:00	14	14
=====	=====	=====
Hour Totals	52	52
23:15	15	15
23:30	10	10
23:45	11	11
24:00	6	6
=====	=====	=====
Hour Totals	42	42
=====	=====	=====
Grand Totals	2153	2153
Percentages	100.0	

\*\*\*\*\*>

TRAFFIC COUNTS  
GREINER INC.

Volume by Lane Report

Page

\*\*\*\*\*

Data File : D1120007.PRN  
Station : 000000000018 Count ratio : 2.00  
Identification : 000000000018 Interval : 15 minutes  
Start date : Nov 20, 90 Start time : 00:00  
Stop date : Nov 20, 90 Stop time : 24:00  
City/Town : TAMPA County : HILLSBOROUGH  
Location : DALE MABRY @ I-275 EB OFF RAMP

\*\*\*\*\*

Lanes 1-1 are Eastbound

Tue - Nov 20, 90

Lane	1	Total
00:15	6	6
00:30	5	5
00:45	4	4
01:00	2	2
====	====	====
Hour Totals	17	17
01:15	7	7
01:30	9	9
01:45	12	12
02:00	5	5
====	====	====
Hour Totals	33	33
02:15	5	5
02:30	2	2
02:45	3	3
03:00	2	2
====	====	====
Hour Totals	12	12
03:15	1	1
03:30	0	0
03:45	4	4
04:00	4	4
====	====	====
Hour Totals	9	9
04:15	3	3
04:30	1	1
04:45	2	2
05:00	2	2
====	====	====
Hour Totals	8	8
05:15	3	3
05:30	5	5
05:45	6	6
06:00	6	6
====	====	====
Hour Totals	20	20

\*\*\*\*\*



TRAFFIC COUNTS  
GREINER INC.  
Volume by Lane Report

Page 1

\*\*\*\*\*

Data File : D1120007.PRN  
Station : 0000000000018  
Identification : 0000000000018

\*\*\*\*\*

Lanes 1-1 are Eastbound

Tue - Nov 20, 90

Lane	1	Total
-----	-----	-----
06:15	7	7
06:30	9	9
06:45	12	12
07:00	14	14
=====	=====	=====
Hour Totals	42	42
07:15	19	19
07:30	22	22
07:45	24	24
08:00	21	21
=====	=====	=====
Hour Totals	86	86
08:15	15	15
08:30	12	12
08:45	11	11
09:00	16	16
=====	=====	=====
Hour Totals	54	54
09:15	17	17
09:30	18	18
09:45	25	25
10:00	29	29
=====	=====	=====
Hour Totals	89	89
10:15	32	32
10:30	38	38
10:45	36	36
11:00	40	40
=====	=====	=====
Hour Totals	146	146
11:15	33	33
11:30	32	32
11:45	47	47
12:00	40	40
=====	=====	=====
Hour Totals	152	152
12:15	42	42
12:30	46	46
12:45	38	38

\*\*\*\*\*

TRAFFIC COUNTS  
GREINER INC.  
Volume by Lane Report

Page

\*\*\*\*\*

Data File : D1120007.PRN

Station : 000000000018

Identification : 000000000018

\*\*\*\*\*

Lanes 1-1 are Eastbound

-----  
Tue - Nov 20, 90

Lane	1	Total
------	---	-------

-----

13:00	44	44
-------	----	----

=====

Hour Totals	170	170
-------------	-----	-----

13:15	34	34
-------	----	----

13:30	44	44
-------	----	----

13:45	25	25
-------	----	----

14:00	37	37
-------	----	----

=====

Hour Totals	140	140
-------------	-----	-----

14:15	28	28
-------	----	----

14:30	43	43
-------	----	----

14:45	42	42
-------	----	----

15:00	33	33
-------	----	----

=====

Hour Totals	146	146
-------------	-----	-----

15:15	34	34
-------	----	----

15:30	46	46
-------	----	----

15:45	35	35
-------	----	----

16:00	43	43
-------	----	----

=====

Hour Totals	158	158
-------------	-----	-----

16:15	41	41
-------	----	----

16:30	32	32
-------	----	----

16:45	42	42
-------	----	----

17:00	31	31
-------	----	----

=====

Hour Totals	146	146
-------------	-----	-----

17:15	20	20
-------	----	----

17:30	31	31
-------	----	----

17:45	41	41
-------	----	----

18:00	35	35
-------	----	----

=====

Hour Totals	127	127
-------------	-----	-----

18:15	40	40
-------	----	----

18:30	19	19
-------	----	----

18:45	20	20
-------	----	----

19:00	31	31
-------	----	----

=====

Hour Totals	110	110
-------------	-----	-----

\*\*\*\*\*

TRAFFIC COUNTS  
GREINER INC.  
Volume by Lane Report

Page

\*\*\*\*\*

Data File : D1120007.PRN  
Station : 000000000018  
Identification : 000000000018

\*\*\*\*\*

Lanes 1-1 are Eastbound

Tue - Nov 20, 90

Lane	1	Total
-----	-----	-----
19:15	34	34
19:30	23	23
19:45	25	25
20:00	17	17
=====	=====	=====
Hour Totals	99	99
20:15	17	17
20:30	16	16
20:45	11	11
21:00	15	15
=====	=====	=====
Hour Totals	59	59
21:15	16	16
21:30	12	12
21:45	8	8
22:00	11	11
=====	=====	=====
Hour Totals	47	47
22:15	16	16
22:30	9	9
22:45	8	8
23:00	5	5
=====	=====	=====
Hour Totals	38	38
23:15	15	15
23:30	15	15
23:45	13	13
24:00	7	7
=====	=====	=====
Hour Totals	50	50
=====	=====	=====
Grand Totals	1958	1958
Percentages	100.0	

\*\*\*\*\*

Greiner, Inc.  
Traffic Counts  
Volume by Lane Report

Page 1

\*\*\*\*\*

Data File : D1114011.PRN  
Station : 000000000009 Count ratio : 2.00  
Identification : 000000000009 Interval : 15 minutes  
Start date : Nov 14, 90 Start time : 00:00  
Stop date : Nov 14, 90 Stop time : 24:00  
City/Town : TAMPA County : HILLSBOROUGH

Location : DALE MABRY RAMPS 1=LOOP EB/NB 2=NB/EB

\*\*\*\*\*

Lane 1 is Eastbound - Lane 2 is Westbound

-----  
Wed - Nov 14, 90

Lane	1	2	Total
-----	-----	-----	-----
00:15	18	50	68
00:30	14	45	59
00:45	3	47	50
01:00	17	54	71
=====	=====	=====	=====
Hour Totals	52	196	248
01:15	6	48	54
01:30	4	38	42
01:45	13	11	24
02:00	9	26	35
=====	=====	=====	=====
Hour Totals	32	123	155
02:15	5	24	29
02:30	7	30	37
02:45	4	33	37
03:00	6	26	32
=====	=====	=====	=====
Hour Totals	22	113	135
03:15	3	21	24
03:30	6	35	41
03:45	8	30	38
04:00	4	24	28
=====	=====	=====	=====
Hour Totals	21	110	131
04:15	4	27	31
04:30	3	29	32
04:45	5	36	41
05:00	5	36	41
=====	=====	=====	=====
Hour Totals	17	128	145
05:15	7	36	43
05:30	8	56	64
05:45	13	43	56
06:00	19	53	72
=====	=====	=====	=====
Hour Totals	47	188	235

\*\*\*\*\*

Greiner, Inc.  
Traffic Counts  
Volume by Lane Report

Page

\*\*\*\*\*  
Data File : D1114011.FRN  
Station : 000000000009  
Identification : 000000000009  
\*\*\*\*\*

Lane 1 is Eastbound - Lane 2 is Westbound  
-----

Wed - Nov 14, 90

Lane	1	2	Total
06:15	26	78	104
06:30	50	116	166
06:45	75	132	207
07:00	89	162	251
=====	=====	=====	=====
Hour Totals	240	488	728
07:15	94	158	252
07:30	120	234	354
07:45	124	197	321
08:00	125	235	360
=====	=====	=====	=====
Hour Totals	463	824	1287
08:15	105	244	349
08:30	110	228	338
08:45	109	268	377
09:00	77	231	308
=====	=====	=====	=====
Hour Totals	401	971	1372
09:15	82	220	302
09:30	66	202	268
09:45	97	187	284
10:00	69	239	308
=====	=====	=====	=====
Hour Totals	314	848	1162
10:15	76	208	284
10:30	60	220	280
10:45	65	236	301
11:00	81	266	347
=====	=====	=====	=====
Hour Totals	282	930	1212
11:15	75	252	327
11:30	68	246	314
11:45	98	239	337
12:00	82	244	326
=====	=====	=====	=====
Hour Totals	323	981	1304
12:15	93	289	382
12:30	83	292	375
12:45	101	287	388

\*\*\*\*\*

8-30

Greiner, Inc.  
Traffic Counts  
Volume by Lane Report

Page

\*\*\*\*\*

Data File : D1114011.PRN

Station : 000000000009

Identification : 000000000009

\*\*\*\*\*

Lane 1 is Eastbound - Lane 2 is Westbound

-----  
Wed - Nov 14, 90

Lane	1	2	Total
-----	-----	-----	-----
13:00	76	286	362
=====	=====	=====	=====
Hour Totals	353	1154	1507
13:15	82	270	352
13:30	81	281	362
13:45	89	317	406
14:00	76	300	376
=====	=====	=====	=====
Hour Totals	328	1168	1496
14:15	90	309	399
14:30	68	307	375
14:45	73	304	377
15:00	69	268	337
=====	=====	=====	=====
Hour Totals	300	1188	1488
15:15	83	288	371
15:30	95	266	361
15:45	101	284	385
16:00	110	313	423
=====	=====	=====	=====
Hour Totals	389	1151	1540
16:15	122	305	427
16:30	129	234	363
16:45	120	270	390
17:00	117	233	350
=====	=====	=====	=====
Hour Totals	488	1042	1530
17:15	118	300	418
17:30	149	275	424
17:45	119	267	386
18:00	121	228	349
=====	=====	=====	=====
Hour Totals	507	1070	1577
18:15	116	237	353
18:30	91	219	310
18:45	100	204	304
19:00	82	219	301
=====	=====	=====	=====
Hour Totals	389	879	1268

\*\*\*\*\*

Greiner, Inc.  
Traffic Counts  
Volume by Lane Report

Page 1

\*\*\*\*\*  
Data File : D1114011.PRN  
Station : 000000000009  
Identification : 000000000009  
\*\*\*\*\*  
Lane 1 is Eastbound - Lane 2 is Westbound  
-----

Wed - Nov 14, 90

Lane	1	2	Total
-----	-----	-----	-----
19:15	78	186	264
19:30	65	165	230
19:45	55	177	232
20:00	43	141	184
=====	=====	=====	=====
Hour Totals	241	669	910
20:15	48	149	197
20:30	57	144	201
20:45	57	131	188
21:00	36	123	159
=====	=====	=====	=====
Hour Totals	198	547	745
21:15	44	133	177
21:30	54	110	164
21:45	38	123	161
22:00	48	129	177
=====	=====	=====	=====
Hour Totals	184	495	679
22:15	30	125	155
22:30	28	132	160
22:45	43	110	153
23:00	21	71	92
=====	=====	=====	=====
Hour Totals	122	438	560
23:15	29	83	112
23:30	28	80	108
23:45	23	81	104
24:00	18	57	75
=====	=====	=====	=====
Hour Totals	98	301	399
=====	=====	=====	=====
Grand Totals	5811	16002	21813
Percentages	26.6	73.4	

\*\*\*\*\*

Greiner, Inc.  
Traffic Counts  
Volume by Lane Report

Page 2

\*\*\*\*\*

Data File : D1115009.PRN  
Station : 000000000009 Count ratio : 2.00  
Identification : 000000000009 Interval : 15 minutes  
Start date : Nov 15, 90 Start time : 00:00  
Stop date : Nov 15, 90 Stop time : 24:00  
City/Town : TAMPA County : HILLSBOROUGH  
Location : DALE MABRY RAMPS 1=LOOP EB/NB 2=NB/EB

\*\*\*\*\*

Lane 1 is Eastbound - Lane 2 is Westbound

-----  
Thu - Nov 15, 90

Lane	1	2	Total
-----	-----	-----	-----
00:15	26	51	77
00:30	12	64	76
00:45	17	41	58
01:00	21	51	72
=====	=====	=====	=====
Hour Totals	76	207	283
01:15	14	40	54
01:30	10	37	47
01:45	4	48	52
02:00	17	33	50
=====	=====	=====	=====
Hour Totals	45	158	203
02:15	9	35	44
02:30	12	41	53
02:45	5	15	20
03:00	9	31	40
=====	=====	=====	=====
Hour Totals	35	122	157
03:15	2	31	33
03:30	10	24	34
03:45	9	34	43
04:00	4	17	21
=====	=====	=====	=====
Hour Totals	25	106	131
04:15	8	22	30
04:30	4	41	45
04:45	5	26	31
05:00	6	39	45
=====	=====	=====	=====
Hour Totals	23	128	151
05:15	7	38	45
05:30	20	56	76
05:45	17	49	66
06:00	28	47	75
=====	=====	=====	=====
Hour Totals	72	190	262

\*\*\*\*\*



Greiner, Inc.  
Traffic Counts  
Volume by Lane Report

Page 2

\*\*\*\*\*  
Data File : D1115009.PRN  
Station : 000000000009  
Identification : 000000000009  
\*\*\*\*\*

Lane 1 is Eastbound - Lane 2 is Westbound

-----  
Thu - Nov 15, 90

Lane	1	2	Total
-----	-----	-----	-----
06:15	33	70	103
06:30	46	99	145
06:45	55	155	210
07:00	91	179	270
=====	=====	=====	=====
Hour Totals	225	503	728
07:15	88	206	294
07:30	121	230	351
07:45	112	230	342
08:00	99	241	340
=====	=====	=====	=====
Hour Totals	420	907	1327
08:15	105	247	352
08:30	91	235	326
08:45	87	245	332
09:00	99	249	348
=====	=====	=====	=====
Hour Totals	382	976	1358
09:15	86	215	301
09:30	72	225	297
09:45	77	224	301
10:00	68	218	286
=====	=====	=====	=====
Hour Totals	303	882	1185
10:15	79	233	312
10:30	80	232	312
10:45	77	237	314
11:00	88	224	312
=====	=====	=====	=====
Hour Totals	324	926	1250
11:15	71	254	325
11:30	75	266	341
11:45	80	257	337
12:00	103	254	357
=====	=====	=====	=====
Hour Totals	329	1031	1360
12:15	82	271	353
12:30	88	267	355
12:45	84	266	350

\*\*\*\*\*

Greiner, Inc.  
Traffic Counts  
Volume by Lane Report

Page 2

\*\*\*\*\*  
Data File : D1115009.PRN  
Station : 000000000009  
Identification : 000000000009  
\*\*\*\*\*

Lane 1 is Eastbound - Lane 2 is Westbound

-----  
Thu - Nov 15, 90

Lane	1	2	Total
-----	-----	-----	-----
13:00	88	277	365
=====	=====	=====	=====
Hour Totals	342	1081	1423
13:15	88	281	369
13:30	88	284	372
13:45	88	284	372
14:00	82	312	394
=====	=====	=====	=====
Hour Totals	346	1161	1507
14:15	73	275	348
14:30	66	335	401
14:45	72	281	353
15:00	66	280	346
=====	=====	=====	=====
Hour Totals	277	1171	1448
15:15	90	276	366
15:30	120	294	414
15:45	124	266	390
16:00	101	298	399
=====	=====	=====	=====
Hour Totals	435	1134	1569
16:15	133	290	423
16:30	143	280	423
16:45	108	301	409
17:00	89	238	327
=====	=====	=====	=====
Hour Totals	473	1109	1582
17:15	112	335	447
17:30	153	262	415
17:45	138	222	360
18:00	137	218	355
=====	=====	=====	=====
Hour Totals	540	1037	1577
18:15	72	212	284
18:30	103	214	317
18:45	108	203	311
19:00	77	203	280
=====	=====	=====	=====
Hour Totals	360	832	1192

\*\*\*\*\*

8-35

Greiner, Inc.  
Traffic Counts  
Volume by Lane Report

Page 2

```
*****
Data File       : D1115009.PRN
Station        : 0000000000009
Identification  : 0000000000009
*****
```

Lane 1 is Eastbound - Lane 2 is Westbound

Thu - Nov 15, 90

Lane	1	2	Total
19:15	64	164	228
19:30	83	196	279
19:45	67	153	220
20:00	59	150	209
====	====	====	====
Hour Totals	273	663	936
20:15	44	147	191
20:30	62	105	167
20:45	52	137	189
21:00	65	120	185
====	====	====	====
Hour Totals	223	509	732
21:15	47	131	178
21:30	67	124	191
21:45	46	138	184
22:00	55	111	166
====	====	====	====
Hour Totals	215	504	719
22:15	29	96	125
22:30	33	87	120
22:45	33	99	132
23:00	31	87	118
====	====	====	====
Hour Totals	126	369	495
23:15	24	88	112
23:30	28	76	104
23:45	31	80	111
24:00	28	64	92
====	====	====	====
Hour Totals	111	308	419
====	====	====	====
Grand Totals	5980	16014	21994
Percentages	27.2	72.8	

\*\*\*\*\*

Greiner, Inc.  
Traffic Counts  
Volume by Lane Report

Page

\*\*\*\*\*  
Data File : D1116010.PRN  
Station : 0000000000009 Count ratio : 2.00  
Identification : 0000000000009 Interval : 15 minutes  
Start date : Nov 16, 90 Start time : 00:00  
Stop date : Nov 16, 90 Stop time : 24:00  
City/Town : TAMPA County : HILLSBOROUGH  
Location : DALE MABRY RAMPS 1=LOOP EB/NB 2=NB/EB  
\*\*\*\*\*  
Lanes 1-2 are Eastbound

-----  
Fri - Nov 16, 90

Lane	1	2	Total
-----	-----	-----	-----
00:15	20	65	85
00:30	20	60	80
00:45	13	52	65
01:00	12	35	47
=====	=====	=====	=====
Hour Totals	65	212	277
01:15	9	34	43
01:30	8	44	52
01:45	4	30	34
02:00	9	22	31
=====	=====	=====	=====
Hour Totals	30	130	160
02:15	10	32	42
02:30	4	17	21
02:45	13	29	42
03:00	15	23	38
=====	=====	=====	=====
Hour Totals	42	101	143
03:15	4	27	31
03:30	5	33	38
03:45	7	24	31
04:00	11	29	40
=====	=====	=====	=====
Hour Totals	27	113	140
04:15	10	26	36
04:30	6	25	31
04:45	8	37	45
05:00	8	30	38
=====	=====	=====	=====
Hour Totals	32	118	150
05:15	5	33	38
05:30	15	51	66
05:45	25	46	71
06:00	22	50	72
=====	=====	=====	=====
Hour Totals	67	180	247

\*\*\*\*\*

Greiner, Inc.  
Traffic Counts  
Volume by Lane Report

Page

```
*****
Data File       : D1116010.PRN
Station        : 000000000009
Identification  : 000000000009
*****
Lanes 1-2 are Eastbound
```

Fri - Nov 16, 90

Lane	1	2	Total
06:15	28	75	103
06:30	41	118	159
06:45	64	104	168
07:00	90	123	213
====	====	====	====
Hour Totals	223	420	643
07:15	78	147	225
07:30	108	165	273
07:45	134	194	328
08:00	115	210	325
====	====	====	====
Hour Totals	435	716	1151
08:15	120	269	389
08:30	111	236	347
08:45	84	243	327
09:00	85	215	300
====	====	====	====
Hour Totals	400	963	1363
09:15	85	210	295
09:30	64	234	298
09:45	80	213	293
10:00	72	243	315
====	====	====	====
Hour Totals	301	900	1201
10:15	62	201	263
10:30	63	213	276
10:45	68	209	277
11:00	61	240	301
====	====	====	====
Hour Totals	254	863	1117
11:15	63	272	335
11:30	74	233	307
11:45	93	234	327
12:00	96	296	392
====	====	====	====
Hour Totals	326	1035	1361
12:15	100	267	367
12:30	82	259	341
12:45	98	268	366

\*\*\*\*\*

Greiner, Inc.  
Traffic Counts  
Volume by Lane Report

Page

\*\*\*\*\*  
Data File : D1116010.PRN  
Station : 000000000009  
Identification : 000000000009  
\*\*\*\*\*

Lanes 1-2 are Eastbound

Fri - Nov 16, 90

Lane	1	2	Total
13:00	83	296	379
Hour Totals	363	1090	1453
13:15	86	291	377
13:30	82	290	372
13:45	100	286	386
14:00	77	268	345
Hour Totals	345	1135	1480
14:15	112	263	375
14:30	85	272	357
14:45	94	268	362
15:00	95	287	382
Hour Totals	386	1090	1476
15:15	96	287	383
15:30	118	259	377
15:45	103	272	375
16:00	96	289	385
Hour Totals	413	1107	1520
16:15	137	268	405
16:30	123	239	362
16:45	103	218	321
17:00	146	276	422
Hour Totals	509	1001	1510
17:15	157	302	459
17:30	127	217	344
17:45	113	228	341
18:00	135	217	352
Hour Totals	532	964	1496
18:15	104	238	342
18:30	90	230	320
18:45	98	198	296
19:00	93	174	267
Hour Totals	385	840	1225

\*\*\*\*\*

Greiner, Inc.  
Traffic Counts  
Volume by Lane Report

Page

```
*****
Data File      : D1116010.PRN
Station       : 0000000000009
Identification : 0000000000009
*****
Lanes 1-2 are Eastbound
```

Fri - Nov 16, 90

Lane	1	2	Total
19:15	75	208	283
19:30	77	178	255
19:45	85	154	239
20:00	77	141	218
====	====	====	====
Hour Totals	314	681	995
20:15	57	148	205
20:30	48	120	168
20:45	64	117	181
21:00	62	122	184
====	====	====	====
Hour Totals	231	507	738
21:15	49	135	184
21:30	59	123	182
21:45	44	124	168
22:00	56	118	174
====	====	====	====
Hour Totals	208	500	708
22:15	46	127	173
22:30	47	116	163
22:45	57	108	165
23:00	49	131	180
====	====	====	====
Hour Totals	199	482	681
23:15	45	101	146
23:30	49	110	159
23:45	33	91	124
24:00	21	111	132
====	====	====	====
Hour Totals	148	413	561
====	====	====	====
Grand Totals	6235	15561	21796
Percentages	28.6	71.4	

\*\*\*\*\*

Greiner, Inc.  
Traffic Counts  
Volume by Lane Report

Page 1

\*\*\*\*\*  
Data File : D1117002.PRN  
Station : 000000000009 Count ratio : 2.00  
Identification : 000000000009 Interval : 15 minutes  
Start date : Nov 17, 90 Start time : 00:00  
Stop date : Nov 17, 90 Stop time : 24:00  
City/Town : TAMPA County : HILLSBOROUGH  
Location : DALE MABRY RAMPS 1=LOOP EB/NB 2=NB/EB  
\*\*\*\*\*  
Lanes 1-2 are East/West Combined  
-----

Sat - Nov 17, 90

Lane	1	2	Total
00:15	36	89	125
00:30	34	91	125
00:45	24	81	105
01:00	25	67	92
=====	=====	=====	=====
Hour Totals	119	328	447
01:15	27	72	99
01:30	17	61	78
01:45	22	50	72
02:00	9	50	59
=====	=====	=====	=====
Hour Totals	75	233	308
02:15	22	42	64
02:30	18	46	64
02:45	13	42	55
03:00	14	55	69
=====	=====	=====	=====
Hour Totals	67	185	252
03:15	8	47	55
03:30	14	26	40
03:45	11	27	38
04:00	8	26	34
=====	=====	=====	=====
Hour Totals	41	126	167
04:15	3	35	38
04:30	7	21	28
04:45	4	22	26
05:00	2	28	30
=====	=====	=====	=====
Hour Totals	16	106	122
05:15	4	35	39
05:30	6	14	20
05:45	11	25	36
06:00	9	27	36
=====	=====	=====	=====
Hour Totals	30	101	131

\*\*\*\*\*

8-41



Greiner, Inc.  
Traffic Counts  
Volume by Lane Report

Page

```
*****
Data File       : D1117002.PRN
Station        : 0000000000009
Identification  : 0000000000009
*****
Lanes 1-2 are East/West Combined
```

Sat - Nov 17, 90

Lane	1	2	Total
06:15	15	29	44
06:30	28	56	84
06:45	35	38	73
07:00	34	53	87
Hour Totals	112	176	288
07:15	26	66	92
07:30	31	58	89
07:45	65	78	143
08:00	48	77	125
Hour Totals	170	279	449
08:15	40	96	136
08:30	58	117	175
08:45	65	108	173
09:00	63	125	188
Hour Totals	226	446	672
09:15	40	145	185
09:30	44	141	185
09:45	71	151	222
10:00	64	155	219
Hour Totals	219	592	811
10:15	56	159	215
10:30	63	176	239
10:45	70	198	268
11:00	60	180	240
Hour Totals	249	713	962
11:15	80	187	267
11:30	69	185	254
11:45	76	192	268
12:00	70	158	228
Hour Totals	295	722	1017
12:15	64	205	269
12:30	61	165	226
12:45	69	195	264

\*\*\*\*\*

Greiner, Inc.  
Traffic Counts  
Volume by Lane Report

Page

\*\*\*\*\*  
Data File : D1117002.PRN  
Station : 000000000009  
Identification : 000000000009  
\*\*\*\*\*

Lanes 1-2 are East/West Combined

Sat - Nov 17, 90

Lane	1	2	Total
13:00	86	174	260
Hour Totals	280	739	1019
13:15	45	183	228
13:30	92	198	290
13:45	88	206	294
14:00	80	185	265
Hour Totals	305	772	1077
14:15	80	193	273
14:30	85	210	295
14:45	80	206	286
15:00	80	197	277
Hour Totals	325	806	1131
15:15	71	211	282
15:30	77	159	236
15:45	79	185	264
16:00	80	191	271
Hour Totals	307	746	1053
16:15	119	196	315
16:30	102	183	285
16:45	87	163	250
17:00	81	189	270
Hour Totals	389	731	1120
17:15	78	183	261
17:30	83	169	252
17:45	102	178	280
18:00	93	159	252
Hour Totals	356	689	1045
18:15	78	173	251
18:30	78	151	229
18:45	79	127	206
19:00	74	130	204
Hour Totals	309	581	890

\*\*\*\*\*

8-43

Greiner, Inc.  
Traffic Counts  
Volume by Lane Report

Page

```
*****
Data File       : D1117002.PRN
Station        : 000000000009
Identification : 000000000009
*****
Lanes 1-2 are East/West Combined
```

Sat - Nov 17, 90

Lane	1	2	Total
19:15	72	121	193
19:30	57	112	169
19:45	65	112	177
20:00	60	107	167
Hour Totals	254	452	706
20:15	43	64	107
20:30	50	74	124
20:45	59	88	147
21:00	45	90	135
Hour Totals	197	316	513
21:15	56	90	146
21:30	37	85	122
21:45	58	68	126
22:00	52	83	135
Hour Totals	203	326	529
22:15	43	69	112
22:30	41	105	146
22:45	58	84	142
23:00	53	83	136
Hour Totals	195	341	536
23:15	62	67	129
23:30	55	82	137
23:45	60	65	125
24:00	36	64	100
Hour Totals	213	278	491
Grand Totals	4952	10784	15736
Percentages	31.5	68.5	

\*\*\*\*\*

Greiner, Inc.  
Traffic Counts  
Volume by Lane Report

Page 1

\*\*\*\*\*  
Data File : D1118002.PRN  
Station : 000000000009 Count ratio : 2.00  
Identification : 000000000009 Interval : 15 minutes  
Start date : Nov 18, 90 Start time : 00:00  
Stop date : Nov 18, 90 Stop time : 24:00  
City/Town : TAMPA County : HILLSBOROUGH  
Location : DALE MABRY RAMPS 1=LOOP EB/NB 2=NB/EB  
\*\*\*\*\*  
Lane 1 is Eastbound - Lane 2 is Westbound  
-----

Sun - Nov 18, 90

Lane	1	2	Total
00:15	39	72	111
00:30	32	55	87
00:45	24	60	84
01:00	30	56	86
=====	=====	=====	=====
Hour Totals	125	243	368
01:15	28	35	63
01:30	22	43	65
01:45	16	35	51
02:00	11	44	55
=====	=====	=====	=====
Hour Totals	77	157	234
02:15	24	44	68
02:30	16	26	42
02:45	17	37	54
03:00	19	31	50
=====	=====	=====	=====
Hour Totals	76	138	214
03:15	13	35	48
03:30	4	34	38
03:45	9	26	35
04:00	8	27	35
=====	=====	=====	=====
Hour Totals	34	122	156
04:15	0	16	16
04:30	4	11	15
04:45	3	23	26
05:00	1	18	19
=====	=====	=====	=====
Hour Totals	8	68	76
05:15	6	13	19
05:30	3	16	19
05:45	5	16	21
06:00	7	17	24
=====	=====	=====	=====
Hour Totals	21	62	83

\*\*\*\*\*

Greiner, Inc.  
Traffic Counts  
Volume by Lane Report

Page (

\*\*\*\*\*  
Data File : D1118002.PRN  
Station : 000000000009  
Identification : 000000000009  
\*\*\*\*\*

Lane 1 is Eastbound - Lane 2 is Westbound

Sun - Nov 18, 90

Lane	1	2	Total
06:15	5	20	25
06:30	10	21	31
06:45	13	18	31
07:00	16	27	43
Hour Totals	44	86	130
07:15	16	30	46
07:30	19	39	58
07:45	18	34	52
08:00	18	31	49
Hour Totals	71	134	205
08:15	17	32	49
08:30	26	44	70
08:45	24	59	83
09:00	30	66	96
Hour Totals	97	201	298
09:15	31	73	104
09:30	25	90	115
09:45	37	89	126
10:00	50	97	147
Hour Totals	143	349	492
10:15	36	63	99
10:30	42	91	133
10:45	38	97	135
11:00	61	85	146
Hour Totals	177	336	513
11:15	50	118	168
11:30	45	108	153
11:45	59	148	207
12:00	54	123	177
Hour Totals	208	497	705
12:15	52	128	180
12:30	64	135	199
12:45	66	151	217

\*\*\*\*\*

Greiner, Inc.  
Traffic Counts  
Volume by Lane Report

Page

\*\*\*\*\*  
Data File : D1118002.PRN  
Station : 000000000009  
Identification : 000000000009  
\*\*\*\*\*

Lane 1 is Eastbound - Lane 2 is Westbound  
-----

Sun - Nov 18, 90

Lane	1	2	Total
-----	-----	-----	-----
13:00	58	121	179
=====	=====	=====	=====
Hour Totals	240	535	775
13:15	78	114	192
13:30	78	133	211
13:45	71	157	228
14:00	82	134	216
=====	=====	=====	=====
Hour Totals	309	538	847
14:15	86	147	233
14:30	63	152	215
14:45	84	131	215
15:00	82	153	235
=====	=====	=====	=====
Hour Totals	315	583	898
15:15	83	163	246
15:30	75	140	215
15:45	78	138	216
16:00	94	146	240
=====	=====	=====	=====
Hour Totals	330	587	917
16:15	93	132	225
16:30	59	142	201
16:45	69	124	193
17:00	61	141	202
=====	=====	=====	=====
Hour Totals	282	539	821
17:15	80	111	191
17:30	62	126	188
17:45	79	129	208
18:00	89	105	194
=====	=====	=====	=====
Hour Totals	310	471	781
18:15	54	104	158
18:30	61	107	168
18:45	64	93	157
19:00	34	46	80
=====	=====	=====	=====
Hour Totals	213	350	563

\*\*\*\*\*

Greiner, Inc.  
Traffic Counts  
Volume by Lane Report

Page (

\*\*\*\*\*  
Data File : D1118002.PRN  
Station : 000000000009  
Identification : 000000000009  
\*\*\*\*\*

Lane 1 is Eastbound - Lane 2 is Westbound

Sun - Nov 18, 90

Lane	1	2	Total
-----	-----	-----	-----
19:15	19	22	41
19:30	27	26	53
19:45	19	22	41
20:00	20	25	45
=====	=====	=====	=====
Hour Totals	85	95	180
20:15	15	14	29
20:30	16	13	29
20:45	12	9	21
21:00	6	9	15
=====	=====	=====	=====
Hour Totals	49	45	94
21:15	10	14	24
21:30	6	8	14
21:45	10	11	21
22:00	8	15	23
=====	=====	=====	=====
Hour Totals	34	48	82
22:15	12	23	35
22:30	6	5	11
22:45	6	8	14
23:00	4	5	9
=====	=====	=====	=====
Hour Totals	28	41	69
23:15	6	7	13
23:30	8	6	14
23:45	6	7	13
24:00	3	3	6
=====	=====	=====	=====
Hour Totals	23	23	46
=====	=====	=====	=====
Grand Totals	3299	6248	9547
Percentages	34.6	65.4	

\*\*\*\*\*

Greiner, Inc.  
Traffic Counts  
Volume by Lane Report

Page

\*\*\*\*\*  
Data File : D1119005.PRN  
Station : 000000000009 Count ratio : 2.00  
Identification : 000000000009 Interval : 15 minutes  
Start date : Nov 19, 90 Start time : 00:00  
Stop date : Nov 19, 90 Stop time : 24:00  
City/Town : TAMPA County : HILLSBOROUGH  
Location : DALE MABRY RAMPS 1=LOOP EB/NB 2=NB/EB  
\*\*\*\*\*  
Lane 1 is Eastbound - Lane 2 is Westbound  
-----

Mon - Nov 19, 90

Lane	1	2	Total
00:15	22	34	56
00:30	23	35	58
00:45	17	48	65
01:00	18	39	57
=====	=====	=====	=====
Hour Totals	80	156	236
01:15	11	32	43
01:30	7	31	38
01:45	9	36	45
02:00	7	25	32
=====	=====	=====	=====
Hour Totals	34	124	158
02:15	5	20	25
02:30	6	16	22
02:45	4	24	28
03:00	6	35	41
=====	=====	=====	=====
Hour Totals	21	95	116
03:15	7	23	30
03:30	6	38	44
03:45	8	27	35
04:00	4	28	32
=====	=====	=====	=====
Hour Totals	25	116	141
04:15	7	22	29
04:30	8	24	32
04:45	6	35	41
05:00	11	43	54
=====	=====	=====	=====
Hour Totals	32	124	156
05:15	14	44	58
05:30	16	41	57
05:45	18	45	63
06:00	20	32	52
=====	=====	=====	=====
Hour Totals	68	162	230

\*\*\*\*\*



Greiner, Inc.  
Traffic Counts  
Volume by Lane Report

Page

\*\*\*\*\*  
Data File : D1119005.PRN  
Station : 000000000009  
Identification : 000000000009  
\*\*\*\*\*

Lane 1 is Eastbound - Lane 2 is Westbound

Mon - Nov 19, 90

Lane	1	2	Total
06:15	62	78	140
06:30	63	111	174
06:45	58	112	170
07:00	70	140	210
===== Hour Totals	253	441	694
07:15	97	162	259
07:30	98	166	264
07:45	102	167	269
08:00	95	170	265
===== Hour Totals	392	665	1057
08:15	67	197	264
08:30	76	217	293
08:45	75	217	292
09:00	82	229	311
===== Hour Totals	300	860	1160
09:15	74	204	278
09:30	59	216	275
09:45	75	202	277
10:00	61	181	242
===== Hour Totals	269	803	1072
10:15	73	234	307
10:30	68	187	255
10:45	73	204	277
11:00	95	207	302
===== Hour Totals	309	832	1141
11:15	86	246	332
11:30	97	234	331
11:45	77	226	303
12:00	98	276	374
===== Hour Totals	358	982	1340
12:15	84	239	323
12:30	84	253	337
12:45	89	225	314

\*\*\*\*\*

Greiner, Inc.  
Traffic Counts  
Volume by Lane Report

Page

\*\*\*\*\*  
Data File : D1119005.PRN  
Station : 000000000009  
Identification : 000000000009  
\*\*\*\*\*

Lane 1 is Eastbound - Lane 2 is Westbound

Mon - Nov 19, 90

Lane	1	2	Total
-----	-----	-----	-----
13:00	106	275	381
=====	=====	=====	=====
Hour Totals	363	992	1355
13:15	72	293	365
13:30	87	270	357
13:45	78	232	310
14:00	70	259	329
=====	=====	=====	=====
Hour Totals	307	1054	1361
14:15	102	285	387
14:30	82	235	317
14:45	97	303	400
15:00	92	272	364
=====	=====	=====	=====
Hour Totals	373	1095	1468
15:15	68	258	326
15:30	99	259	358
15:45	97	321	418
16:00	120	299	419
=====	=====	=====	=====
Hour Totals	384	1137	1521
16:15	110	297	407
16:30	113	244	357
16:45	107	249	356
17:00	138	256	394
=====	=====	=====	=====
Hour Totals	468	1046	1514
17:15	150	288	438
17:30	144	221	365
17:45	128	206	334
18:00	102	212	314
=====	=====	=====	=====
Hour Totals	524	927	1451
18:15	85	214	299
18:30	98	176	274
18:45	99	183	282
19:00	76	161	237
=====	=====	=====	=====
Hour Totals	358	734	1092

\*\*\*\*\*

Greiner, Inc.  
Traffic Counts  
Volume by Lane Report

Page

```

*****
Data File       : D1119005.PRN
Station        : 000000000009
Identification  : 000000000009
*****
Lane 1 is Eastbound - Lane 2 is Westbound
-----
Mon - Nov 19, 90

```

Lane	1	2	Total
19:15	68	163	231
19:30	55	141	196
19:45	48	104	152
20:00	35	87	122
=====	=====	=====	=====
Hour Totals	206	495	701
20:15	46	117	163
20:30	45	115	160
20:45	40	109	149
21:00	38	76	114
=====	=====	=====	=====
Hour Totals	169	417	586
21:15	36	136	172
21:30	41	92	133
21:45	40	93	133
22:00	38	84	122
=====	=====	=====	=====
Hour Totals	155	405	560
22:15	31	78	109
22:30	31	60	91
22:45	19	67	86
23:00	25	43	68
=====	=====	=====	=====
Hour Totals	106	248	354
23:15	18	61	79
23:30	23	53	76
23:45	20	45	65
24:00	11	36	47
=====	=====	=====	=====
Hour Totals	72	195	267
Grand Totals	5626	14105	19731
Percentages	28.5	71.5	

```

*****

```

Greiner, Inc.  
Traffic Counts  
Volume by Lane Report

Page

\*\*\*\*\*  
Data File : D1120002.PRN  
Station : 000000000009 Count ratio : 2.00  
Identification : 000000000009 Interval : 15 minutes  
Start date : Nov 20, 90 Start time : 00:00  
Stop date : Nov 20, 90 Stop time : 24:00  
City/Town : TAMPA County : HILLSBOROUGH  
Location : DALE MABRY RAMPS 1=LOOP EB/NB 2=NB/EB  
\*\*\*\*\*

Lane 1 is Eastbound - Lane 2 is Westbound  
-----

Tue - Nov 20, 90

Lane	1	2	Total
-----	-----	-----	-----
00:15	17	44	61
00:30	10	39	49
00:45	8	35	43
01:00	8	33	41
=====	=====	=====	=====
Hour Totals	43	151	194
01:15	10	27	37
01:30	11	21	32
01:45	2	23	25
02:00	8	20	28
=====	=====	=====	=====
Hour Totals	31	91	122
02:15	4	25	29
02:30	6	22	28
02:45	7	16	23
03:00	5	23	28
=====	=====	=====	=====
Hour Totals	22	86	108
03:15	6	21	27
03:30	3	28	31
03:45	9	20	29
04:00	9	20	29
=====	=====	=====	=====
Hour Totals	27	89	116
04:15	9	19	28
04:30	4	18	22
04:45	4	25	29
05:00	7	28	35
=====	=====	=====	=====
Hour Totals	24	90	114
05:15	5	30	35
05:30	8	24	32
05:45	13	51	64
06:00	25	79	104
=====	=====	=====	=====
Hour Totals	51	184	235

\*\*\*\*\*

Greiner, Inc.  
Traffic Counts  
Volume by Lane Report

Page

\*\*\*\*\*  
Data File : D1120002.PRN  
Station : 000000000009  
Identification : 000000000009  
\*\*\*\*\*

Lane 1 is Eastbound - Lane 2 is Westbound  
-----

Tue - Nov 20, 90

Lane	1	2	Total
-----	-----	-----	-----
06:15	38	121	159
06:30	47	171	218
06:45	76	147	223
07:00	83	154	237
=====	=====	=====	=====
Hour Totals	244	593	837
07:15	86	127	213
07:30	114	137	251
07:45	133	142	275
08:00	97	137	234
=====	=====	=====	=====
Hour Totals	430	543	973
08:15	129	170	299
08:30	116	181	297
08:45	92	203	295
09:00	102	204	306
=====	=====	=====	=====
Hour Totals	439	758	1197
09:15	43	251	294
09:30	42	179	221
09:45	43	183	226
10:00	54	196	250
=====	=====	=====	=====
Hour Totals	182	809	991
10:15	65	196	261
10:30	70	209	279
10:45	75	194	269
11:00	78	204	282
=====	=====	=====	=====
Hour Totals	288	803	1091
11:15	76	218	294
11:30	89	250	339
11:45	83	227	310
12:00	67	215	282
=====	=====	=====	=====
Hour Totals	315	910	1225
12:15	77	183	260
12:30	78	175	253
12:45	74	182	256

\*\*\*\*\*

Greiner, Inc.  
Traffic Counts  
Volume by Lane Report

Page

\*\*\*\*\*  
Data File : D1120002.PRN  
Station : 000000000009  
Identification : 000000000009  
\*\*\*\*\*

Lane 1 is Eastbound - Lane 2 is Westbound  
-----

Tue - Nov 20, 90

Lane	1	2	Total
-----	-----	-----	-----
13:00	95	194	289
=====	=====	=====	=====
Hour Totals	324	734	1058
13:15	65	276	341
13:30	61	266	327
13:45	68	271	339
14:00	69	291	360
=====	=====	=====	=====
Hour Totals	263	1104	1367
14:15	59	286	345
14:30	63	298	361
14:45	71	296	367
15:00	82	306	388
=====	=====	=====	=====
Hour Totals	275	1186	1461
15:15	65	290	355
15:30	71	304	375
15:45	80	291	371
16:00	83	304	387
=====	=====	=====	=====
Hour Totals	299	1189	1488
16:15	94	267	361
16:30	92	238	330
16:45	84	264	348
17:00	108	261	369
=====	=====	=====	=====
Hour Totals	378	1030	1408
17:15	111	293	404
17:30	114	271	385
17:45	98	265	363
18:00	97	267	364
=====	=====	=====	=====
Hour Totals	420	1096	1516
18:15	69	225	294
18:30	75	212	287
18:45	59	210	269
19:00	73	222	295
=====	=====	=====	=====
Hour Totals	276	869	1145

\*\*\*\*\*

Greiner, Inc.  
Traffic Counts  
Volume by Lane Report

Page

\*\*\*\*\*  
Data File : D1120002.PRN  
Station : 000000000009  
Identification : 000000000009  
\*\*\*\*\*

Lane 1 is Eastbound - Lane 2 is Westbound

Tue - Nov 20, 90

Lane	1	2	Total
-----	-----	-----	-----
19:15	63	173	236
19:30	55	175	230
19:45	52	162	214
20:00	45	161	206
=====	=====	=====	=====
Hour Totals	215	671	886
20:15	46	148	194
20:30	51	138	189
20:45	48	138	186
21:00	52	111	163
=====	=====	=====	=====
Hour Totals	197	535	732
21:15	44	103	147
21:30	40	106	146
21:45	43	109	152
22:00	39	104	143
=====	=====	=====	=====
Hour Totals	166	422	588
22:15	30	107	137
22:30	34	112	146
22:45	29	94	123
23:00	27	100	127
=====	=====	=====	=====
Hour Totals	120	413	533
23:15	24	68	92
23:30	22	69	91
23:45	25	64	89
24:00	18	66	84
=====	=====	=====	=====
Hour Totals	89	267	356
=====	=====	=====	=====
Grand Totals	5118	14623	19741
Percentages	25.9	74.1	

\*\*\*\*\*

Greiner, Inc.  
Traffic Counts  
Volume by Lane Report

Page

\*\*\*\*\*  
Data File : D1114012.PRN  
Station : 000000000005 Count ratio : 2.00  
Identification : 000000000005 Interval : 15 minutes  
Start date : Nov 14, 90 Start time : 00:00  
Stop date : Nov 14, 90 Stop time : 24:00  
City/Town : TAMPA County : HILLSBOROUGH  
Location : DALE MABRY @ I-275 WB OFF RAMP (WB)  
\*\*\*\*\*

Lanes 1-1 are Westbound  
-----

Wed - Nov 14, 90

Lane	1	Total
00:15	29	29
00:30	19	19
00:45	13	13
01:00	24	24
=====	=====	=====
Hour Totals	85	85
01:15	15	15
01:30	12	12
01:45	14	14
02:00	20	20
=====	=====	=====
Hour Totals	61	61
02:15	16	16
02:30	13	13
02:45	14	14
03:00	8	8
=====	=====	=====
Hour Totals	51	51
03:15	14	14
03:30	16	16
03:45	17	17
04:00	9	9
=====	=====	=====
Hour Totals	56	56
04:15	10	10
04:30	18	18
04:45	15	15
05:00	17	17
=====	=====	=====
Hour Totals	60	60
05:15	31	31
05:30	23	23
05:45	43	43
06:00	62	62
=====	=====	=====
Hour Totals	159	159

\*\*\*\*\*



Greiner, Inc.  
Traffic Counts  
Volume by Lane Report

Page 1

\*\*\*\*\*  
Data File : D1114012.PRN  
Station : 000000000005  
Identification : 000000000005  
\*\*\*\*\*  
Lanes 1-1 are Westbound

Wed - Nov 14, 90

Lane	1	Total
06:15	75	75
06:30	94	94
06:45	130	130
07:00	179	179
===== Hour Totals	478	478
07:15	148	148
07:30	155	155
07:45	181	181
08:00	221	221
===== Hour Totals	705	705
08:15	183	183
08:30	165	165
08:45	152	152
09:00	149	149
===== Hour Totals	649	649
09:15	183	183
09:30	148	148
09:45	171	171
10:00	189	189
===== Hour Totals	691	691
10:15	162	162
10:30	178	178
10:45	173	173
11:00	175	175
===== Hour Totals	688	688
11:15	164	164
11:30	224	224
11:45	244	244
12:00	210	210
===== Hour Totals	842	842
12:15	184	184
12:30	184	184
12:45	176	176

\*\*\*\*\*

Greiner, Inc.  
Traffic Counts  
Volume by Lane Report

Page 1

\*\*\*\*\*  
Data File : D1114012.PRN  
Station : 000000000005  
Identification : 000000000005  
\*\*\*\*\*

Lanes 1-1 are Westbound

-----  
Wed - Nov 14, 90

Lane	1	Total
-----	-----	-----
13:00	185	185
=====	=====	=====
Hour Totals	729	729

13:15	207	207
13:30	195	195
13:45	173	173
14:00	159	159
=====	=====	=====
Hour Totals	734	734

14:15	145	145
14:30	175	175
14:45	229	229
15:00	143	143
=====	=====	=====
Hour Totals	692	692

15:15	168	168
15:30	159	159
15:45	209	209
16:00	199	199
=====	=====	=====
Hour Totals	735	735

16:15	191	191
16:30	174	174
16:45	202	202
17:00	194	194
=====	=====	=====
Hour Totals	761	761

17:15	185	185
17:30	171	171
17:45	123	123
18:00	143	143
=====	=====	=====
Hour Totals	622	622

18:15	130	130
18:30	144	144
18:45	149	149
19:00	140	140
=====	=====	=====
Hour Totals	563	563

\*\*\*\*\*

8-59

Greiner, Inc.  
Traffic Counts  
Volume by Lane Report

Page 1

\*\*\*\*\*  
Data File : D1114012.PRN  
Station : 000000000005  
Identification : 000000000005  
\*\*\*\*\*  
Lanes 1-1 are Westbound

Wed - Nov 14, 90

Lane	1	Total
19:15	114	114
19:30	94	94
19:45	83	83
20:00	79	79
=====	=====	=====
Hour Totals	370	370
20:15	90	90
20:30	92	92
20:45	77	77
21:00	65	65
=====	=====	=====
Hour Totals	324	324
21:15	70	70
21:30	55	55
21:45	60	60
22:00	81	81
=====	=====	=====
Hour Totals	266	266
22:15	51	51
22:30	47	47
22:45	49	49
23:00	35	35
=====	=====	=====
Hour Totals	182	182
23:15	47	47
23:30	31	31
23:45	36	36
24:00	44	44
=====	=====	=====
Hour Totals	158	158
=====	=====	=====
Grand Totals	10661	10661
Percentages	100.0	

\*\*\*\*\*

8-60

Greiner, Inc.  
Traffic Counts

Volume by Lane Report

Page 2

\*\*\*\*\*

Data File : D1115010.PRN  
Station : 000000000005 Count ratio : 2.00  
Identification : 000000000005 Interval : 15 minutes  
Start date : Nov 15, 90 Start time : 00:00  
Stop date : Nov 15, 90 Stop time : 24:00  
City/Town : TAMPA County : HILLSBOROUGH  
Location : DALE MABRY @ I-275 WB OFF RAMP (WB)

\*\*\*\*\*

Lanes 1-1 are Westbound

-----  
Thu - Nov 15, 90

Lane	1	Total
00:15	27	27
00:30	33	33
00:45	30	30
01:00	29	29
=====	=====	=====
Hour Totals	119	119
01:15	19	19
01:30	13	13
01:45	15	15
02:00	18	18
=====	=====	=====
Hour Totals	65	65
02:15	10	10
02:30	10	10
02:45	22	22
03:00	12	12
=====	=====	=====
Hour Totals	54	54
03:15	5	5
03:30	18	18
03:45	15	15
04:00	9	9
=====	=====	=====
Hour Totals	47	47
04:15	29	29
04:30	19	19
04:45	17	17
05:00	21	21
=====	=====	=====
Hour Totals	86	86
05:15	28	28
05:30	23	23
05:45	47	47
06:00	64	64
=====	=====	=====
Hour Totals	162	162

\*\*\*\*\*

8-61

Greiner, Inc.  
Traffic Counts  
Volume by Lane Report

Page 3

\*\*\*\*\*  
Data File : D1115010.PRN  
Station : 000000000005  
Identification : 000000000005  
\*\*\*\*\*

Lanes 1-1 are Westbound

-----  
Thu - Nov 15, 90

Lane	1	Total
-----	-----	-----
06:15	75	75
06:30	90	90
06:45	133	133
07:00	130	130
=====	=====	=====
Hour Totals	428	428
07:15	164	164
07:30	132	132
07:45	164	164
08:00	200	200
=====	=====	=====
Hour Totals	660	660
08:15	123	123
08:30	138	138
08:45	122	122
09:00	103	103
=====	=====	=====
Hour Totals	486	486
09:15	112	112
09:30	90	90
09:45	102	102
10:00	139	139
=====	=====	=====
Hour Totals	443	443
10:15	150	150
10:30	151	151
10:45	181	181
11:00	160	160
=====	=====	=====
Hour Totals	642	642
11:15	157	157
11:30	186	186
11:45	188	188
12:00	190	190
=====	=====	=====
Hour Totals	721	721
12:15	184	184
12:30	182	182
12:45	127	127

\*\*\*\*\*

8-62

Greiner, Inc.  
Traffic Counts  
Volume by Lane Report

Page 3

\*\*\*\*\*  
Data File : D1115010.PRN  
Station : 000000000005  
Identification : 000000000005  
\*\*\*\*\*

Lanes 1-1 are Westbound

-----  
Thu - Nov 15, 90  
Lane 1 Total  
-----  
13:00 146 146  
=====

Hour Totals	639	639
-------------	-----	-----

13:15 155 155  
13:30 170 170  
13:45 155 155  
14:00 172 172  
=====

Hour Totals	652	652
-------------	-----	-----

14:15 166 166  
14:30 183 183  
14:45 205 205  
15:00 174 174  
=====

Hour Totals	728	728
-------------	-----	-----

15:15 158 158  
15:30 122 122  
15:45 99 99  
16:00 178 178  
=====

Hour Totals	557	557
-------------	-----	-----

16:15 160 160  
16:30 135 135  
16:45 141 141  
17:00 125 125  
=====

Hour Totals	561	561
-------------	-----	-----

17:15 189 189  
17:30 191 191  
17:45 128 128  
18:00 155 155  
=====

Hour Totals	663	663
-------------	-----	-----

18:15 119 119  
18:30 124 124  
18:45 134 134  
19:00 126 126  
=====

Hour Totals	503	503
-------------	-----	-----

\*\*\*\*\*

8-63

Greiner, Inc.  
Traffic Counts  
Volume by Lane Report

Page 2

\*\*\*\*\*  
Data File : D1115010.PRN  
Station : 000000000005  
Identification : 000000000005  
\*\*\*\*\*

Lanes 1-1 are Westbound

-----  
Thu - Nov 15, 90

Lane	1	Total
-----	-----	-----
19:15	102	102
19:30	98	98
19:45	112	112
20:00	115	115
=====	=====	=====
Hour Totals	427	427
20:15	79	79
20:30	71	71
20:45	63	63
21:00	72	72
=====	=====	=====
Hour Totals	285	285
21:15	71	71
21:30	64	64
21:45	76	76
22:00	61	61
=====	=====	=====
Hour Totals	272	272
22:15	64	64
22:30	46	46
22:45	37	37
23:00	48	48
=====	=====	=====
Hour Totals	195	195
23:15	41	41
23:30	43	43
23:45	31	31
24:00	31	31
=====	=====	=====
Hour Totals	146	146
=====	=====	=====
Grand Totals	9541	9541
Percentages	100.0	

\*\*\*\*\*

Greiner, Inc.  
Traffic Counts  
Volume by Lane Report

Page

\*\*\*\*\*  
Data File : D1116003.PRN  
Station : 000000000005 Count ratio : 2.00  
Identification : 000000000005 Interval : 15 minutes  
Start date : Nov 16, 90 Start time : 00:00  
Stop date : Nov 16, 90 Stop time : 24:00  
City/Town : TAMPA County : HILLSBOROUGH  
Location : DALE MABRY @ I-275 WB OFF RAMP (WB)  
\*\*\*\*\*

Lanes 1-1 are Westbound  
-----

Fri - Nov 16, 90

Lane	1	Total
00:15	43	43
00:30	44	44
00:45	27	27
01:00	24	24
=====	=====	=====
Hour Totals	138	138
01:15	25	25
01:30	19	19
01:45	25	25
02:00	8	8
=====	=====	=====
Hour Totals	77	77
02:15	17	17
02:30	14	14
02:45	13	13
03:00	19	19
=====	=====	=====
Hour Totals	63	63
03:15	19	19
03:30	9	9
03:45	17	17
04:00	13	13
=====	=====	=====
Hour Totals	58	58
04:15	17	17
04:30	15	15
04:45	15	15
05:00	17	17
=====	=====	=====
Hour Totals	64	64
05:15	31	31
05:30	29	29
05:45	57	57
06:00	68	68
=====	=====	=====
Hour Totals	185	185

\*\*\*\*\*

8-65



Greiner, Inc.  
Traffic Counts  
Volume by Lane Report

Page 1

\*\*\*\*\*  
Data File : D1116003.PRN  
Station : 000000000005  
Identification : 000000000005  
\*\*\*\*\*  
Lanes 1-1 are Westbound

Fri - Nov 16, 90

Lane	1	Total
06:15	63	63
06:30	107	107
06:45	141	141
07:00	165	165
===== Hour Totals	476	476
07:15	176	176
07:30	180	180
07:45	192	192
08:00	207	207
===== Hour Totals	755	755
08:15	156	156
08:30	151	151
08:45	157	157
09:00	191	191
===== Hour Totals	655	655
09:15	166	166
09:30	144	144
09:45	147	147
10:00	172	172
===== Hour Totals	629	629
10:15	144	144
10:30	171	171
10:45	185	185
11:00	174	174
===== Hour Totals	674	674
11:15	180	180
11:30	208	208
11:45	251	251
12:00	234	234
===== Hour Totals	873	873
12:15	188	188
12:30	200	200
12:45	161	161

\*\*\*\*\*

8-66

Greiner, Inc.  
Traffic Counts  
Volume by Lane Report

Page 1

\*\*\*\*\*  
Data File : D1116003.PRN  
Station : 000000000005  
Identification : 000000000005  
\*\*\*\*\*

Lanes 1-1 are Westbound

Fri - Nov 16, 90

Lane	1	Total
-----	-----	-----
13:00	208	208
=====	=====	=====
Hour Totals	757	757
13:15	173	173
13:30	162	162
13:45	180	180
14:00	186	186
=====	=====	=====
Hour Totals	701	701
14:15	184	184
14:30	187	187
14:45	167	167
15:00	191	191
=====	=====	=====
Hour Totals	729	729
15:15	200	200
15:30	219	219
15:45	185	185
16:00	172	172
=====	=====	=====
Hour Totals	776	776
16:15	173	173
16:30	145	145
16:45	153	153
17:00	164	164
=====	=====	=====
Hour Totals	635	635
17:15	148	148
17:30	150	150
17:45	137	137
18:00	137	137
=====	=====	=====
Hour Totals	572	572
18:15	153	153
18:30	117	117
18:45	129	129
19:00	110	110
=====	=====	=====
Hour Totals	509	509

\*\*\*\*\*

8-67

Greiner, Inc.  
Traffic Counts  
Volume by Lane Report

Page 1

\*\*\*\*\*  
Data File : D1116003.PRN  
Station : 000000000005  
Identification : 000000000005  
\*\*\*\*\*  
Lanes 1-1 are Westbound

Fri - Nov 16, 90

Lane	1	Total
-----	-----	-----
19:15	113	113
19:30	135	135
19:45	105	105
20:00	88	88
=====	=====	=====
Hour Totals	441	441
20:15	107	107
20:30	92	92
20:45	112	112
21:00	80	80
=====	=====	=====
Hour Totals	391	391
21:15	62	62
21:30	82	82
21:45	67	67
22:00	78	78
=====	=====	=====
Hour Totals	289	289
22:15	69	69
22:30	87	87
22:45	95	95
23:00	84	84
=====	=====	=====
Hour Totals	335	335
23:15	74	74
23:30	60	60
23:45	63	63
24:00	51	51
=====	=====	=====
Hour Totals	248	248
Grand Totals	11030	11030
Percentages	100.0	

\*\*\*\*\*

Greiner, Inc.  
Traffic Counts  
Volume by Lane Report

Page

\*\*\*\*\*  
Data File : D1117003.PRN  
Station : 000000000005 Count ratio : 2.00  
Identification : 000000000005 Interval : 15 minutes  
Start date : Nov 17, 90 Start time : 00:00  
Stop date : Nov 17, 90 Stop time : 24:00  
City/Town : TAMPA County : HILLSBOROUGH  
Location : DALE MABRY @ I-275 WB OFF RAMP (WB)  
\*\*\*\*\*  
Lanes 1-1 are Westbound

Sat - Nov 17, 90

Lane	1	Total
00:15	48	48
00:30	40	40
00:45	45	45
01:00	38	38
===== Hour Totals	171	171
01:15	38	38
01:30	28	28
01:45	30	30
02:00	29	29
===== Hour Totals	125	125
02:15	25	25
02:30	21	21
02:45	17	17
03:00	19	19
===== Hour Totals	82	82
03:15	24	24
03:30	24	24
03:45	21	21
04:00	22	22
===== Hour Totals	91	91
04:15	15	15
04:30	20	20
04:45	19	19
05:00	11	11
===== Hour Totals	65	65
05:15	18	18
05:30	13	13
05:45	18	18
06:00	28	28
===== Hour Totals	77	77

\*\*\*\*\*

Greiner, Inc.  
Traffic Counts  
Volume by Lane Report

Page 1

\*\*\*\*\*  
Data File : D1117003.PRN  
Station : 000000000005  
Identification : 000000000005  
\*\*\*\*\*  
Lanes 1-1 are Westbound

Sat - Nov 17, 90

Lane	1	Total
06:15	35	35
06:30	35	35
06:45	50	50
07:00	62	62
Hour Totals	182	182
07:15	54	54
07:30	64	64
07:45	90	90
08:00	103	103
Hour Totals	311	311
08:15	95	95
08:30	87	87
08:45	75	75
09:00	117	117
Hour Totals	374	374
09:15	70	70
09:30	98	98
09:45	82	82
10:00	94	94
Hour Totals	344	344
10:15	107	107
10:30	105	105
10:45	125	125
11:00	100	100
Hour Totals	437	437
11:15	105	105
11:30	115	115
11:45	106	106
12:00	136	136
Hour Totals	462	462
12:15	114	114
12:30	125	125
12:45	117	117

\*\*\*\*\*

Greiner, Inc.  
Traffic Counts  
Volume by Lane Report

Page 1

\*\*\*\*\*  
Data File : D1117003.PRN  
Station : 000000000005  
Identification : 000000000005  
\*\*\*\*\*

Lanes 1-1 are Westbound

Sat - Nov 17, 90

Lane	1	Total
-----	-----	-----
13:00	124	124
=====	=====	=====
Hour Totals	480	480
13:15	143	143
13:30	107	107
13:45	111	111
14:00	116	116
=====	=====	=====
Hour Totals	477	477
14:15	112	112
14:30	120	120
14:45	122	122
15:00	96	96
=====	=====	=====
Hour Totals	450	450
15:15	81	81
15:30	106	106
15:45	119	119
16:00	102	102
=====	=====	=====
Hour Totals	408	408
16:15	98	98
16:30	113	113
16:45	99	99
17:00	103	103
=====	=====	=====
Hour Totals	413	413
17:15	97	97
17:30	96	96
17:45	106	106
18:00	89	89
=====	=====	=====
Hour Totals	388	388
18:15	104	104
18:30	107	107
18:45	91	91
19:00	99	99
=====	=====	=====
Hour Totals	401	401

\*\*\*\*\*

8-71

Greiner, Inc.  
Traffic Counts  
Volume by Lane Report

Page 1

\*\*\*\*\*  
Data File : D1117003.PRN  
Station : 000000000005  
Identification : 000000000005  
\*\*\*\*\*  
Lanes 1-1 are Westbound

Sat - Nov 17, 90

Lane	1	Total
-----	-----	-----
19:15	80	80
19:30	85	85
19:45	88	88
20:00	107	107
=====	=====	=====
Hour Totals	360	360
20:15	70	70
20:30	67	67
20:45	78	78
21:00	71	71
=====	=====	=====
Hour Totals	286	286
21:15	75	75
21:30	58	58
21:45	71	71
22:00	57	57
=====	=====	=====
Hour Totals	261	261
22:15	76	76
22:30	82	82
22:45	82	82
23:00	66	66
=====	=====	=====
Hour Totals	306	306
23:15	61	61
23:30	59	59
23:45	76	76
24:00	51	51
=====	=====	=====
Hour Totals	247	247
=====	=====	=====
Grand Totals	7198	7198
Percentages	100.0	

\*\*\*\*\*

Greiner, Inc.  
Traffic Counts  
Volume by Lane Report

Page

\*\*\*\*\*  
Data File : D1118003.PRN  
Station : 000000000005 Count ratio : 2.00  
Identification : 000000000005 Interval : 15 minutes  
Start date : Nov 18, 90 Start time : 00:00  
Stop date : Nov 18, 90 Stop time : 24:00  
City/Town : TAMPA County : HILLSBOROUGH  
Location : DALE MABRY @ I-275 WB OFF RAMP (WB)  
\*\*\*\*\*  
Lanes 1-1 are Westbound

Sun - Nov 18, 90

Lane	1	Total
00:15	56	56
00:30	40	40
00:45	40	40
01:00	37	37
===== Hour Totals	173	173
01:15	25	25
01:30	29	29
01:45	18	18
02:00	32	32
===== Hour Totals	104	104
02:15	20	20
02:30	37	37
02:45	19	19
03:00	24	24
===== Hour Totals	100	100
03:15	24	24
03:30	25	25
03:45	10	10
04:00	9	9
===== Hour Totals	68	68
04:15	14	14
04:30	8	8
04:45	11	11
05:00	11	11
===== Hour Totals	44	44
05:15	11	11
05:30	11	11
05:45	8	8
06:00	9	9
===== Hour Totals	39	39

\*\*\*\*\*



Greiner, Inc.  
Traffic Counts  
Volume by Lane Report

Page 1

\*\*\*\*\*  
Data File : D1118003.PRN  
Station : 000000000005  
Identification : 000000000005  
\*\*\*\*\*  
Lanes 1-1 are Westbound

Sun - Nov 18, 90

Lane	1	Total
06:15	13	13
06:30	20	20
06:45	24	24
07:00	22	22
===== Hour Totals	79	79
07:15	21	21
07:30	23	23
07:45	29	29
08:00	38	38
===== Hour Totals	111	111
08:15	27	27
08:30	30	30
08:45	42	42
09:00	62	62
===== Hour Totals	161	161
09:15	48	48
09:30	41	41
09:45	51	51
10:00	57	57
===== Hour Totals	197	197
10:15	59	59
10:30	54	54
10:45	58	58
11:00	79	79
===== Hour Totals	250	250
11:15	77	77
11:30	68	68
11:45	74	74
12:00	87	87
===== Hour Totals	306	306
12:15	91	91
12:30	66	66
12:45	80	80

\*\*\*\*\*

Greiner, Inc.  
Traffic Counts  
Volume by Lane Report

Page 1

\*\*\*\*\*  
Data File : D1118003.PRN  
Station : 000000000005  
Identification : 000000000005  
\*\*\*\*\*  
Lanes 1-1 are Westbound

Sun - Nov 18, 90

Lane	1	Total
-----	-----	-----
13:00	79	79
=====	=====	=====
Hour Totals	316	316
13:15	96	96
13:30	96	96
13:45	88	88
14:00	84	84
=====	=====	=====
Hour Totals	364	364
14:15	95	95
14:30	82	82
14:45	74	74
15:00	93	93
=====	=====	=====
Hour Totals	344	344
15:15	94	94
15:30	97	97
15:45	91	91
16:00	73	73
=====	=====	=====
Hour Totals	355	355
16:15	83	83
16:30	78	78
16:45	75	75
17:00	91	91
=====	=====	=====
Hour Totals	327	327
17:15	73	73
17:30	55	55
17:45	72	72
18:00	63	63
=====	=====	=====
Hour Totals	263	263
18:15	67	67
18:30	92	92
18:45	72	72
19:00	58	58
=====	=====	=====
Hour Totals	289	289

\*\*\*\*\*

8-75

Greiner, Inc.  
Traffic Counts  
Volume by Lane Report

Page 11

\*\*\*\*\*  
Data File : D1118003.PRN  
Station : 000000000005  
Identification : 000000000005  
\*\*\*\*\*  
Lanes 1-1 are Westbound

Sun - Nov 18, 90

Lane	1	Total
19:15	61	61
19:30	50	50
19:45	52	52
20:00	53	53
=====	=====	=====
Hour Totals	216	216
20:15	41	41
20:30	50	50
20:45	46	46
21:00	50	50
=====	=====	=====
Hour Totals	187	187
21:15	41	41
21:30	35	35
21:45	39	39
22:00	28	28
=====	=====	=====
Hour Totals	143	143
22:15	34	34
22:30	29	29
22:45	35	35
23:00	36	36
=====	=====	=====
Hour Totals	134	134
23:15	35	35
23:30	28	28
23:45	16	16
24:00	29	29
=====	=====	=====
Hour Totals	108	108
=====	=====	=====
Grand Totals	4678	4678
Percentages	100.0	

\*\*\*\*\*

Greiner, Inc.  
Traffic Counts  
Volume by Lane Report

Page 1

\*\*\*\*\*

Data File : D1119006.PRN	
Station : 0000000000005	Count ratio : 2.00
Identification : 0000000000005	Interval : 15 minutes
Start date : Nov 19, 90	Start time : 00:00
Stop date : Nov 19, 90	Stop time : 24:00
City/Town : TAMPA	County : HILLSBOROUGH
Location : DALE MABRY @ I-275 WB OFF RAMP (WB)	

\*\*\*\*\*

Lanes 1-1 are Westbound

Mon - Nov 19, 90

Lane	1	Total
00:15	25	25
00:30	18	18
00:45	12	12
01:00	14	14
=====	=====	=====
Hour Totals	69	69
01:15	10	10
01:30	11	11
01:45	12	12
02:00	12	12
=====	=====	=====
Hour Totals	45	45
02:15	18	18
02:30	8	8
02:45	7	7
03:00	12	12
=====	=====	=====
Hour Totals	45	45
03:15	10	10
03:30	14	14
03:45	13	13
04:00	19	19
=====	=====	=====
Hour Totals	56	56
04:15	14	14
04:30	14	14
04:45	14	14
05:00	24	24
=====	=====	=====
Hour Totals	66	66
05:15	24	24
05:30	41	41
05:45	44	44
06:00	68	68
=====	=====	=====
Hour Totals	177	177

\*\*\*\*\*

Greiner, Inc.  
Traffic Counts  
Volume by Lane Report

Page 1

\*\*\*\*\*  
Data File : D1119006.PRN  
Station : 000000000005  
Identification : 000000000005  
\*\*\*\*\*

Lanes 1-1 are Westbound

Mon - Nov 19, 90

Lane	1	Total
06:15	67	67
06:30	96	96
06:45	149	149
07:00	173	173
===== Hour Totals	485	485
07:15	147	147
07:30	158	158
07:45	184	184
08:00	183	183
===== Hour Totals	672	672
08:15	160	160
08:30	126	126
08:45	172	172
09:00	178	178
===== Hour Totals	636	636
09:15	152	152
09:30	132	132
09:45	129	129
10:00	180	180
===== Hour Totals	593	593
10:15	150	150
10:30	163	163
10:45	219	219
11:00	192	192
===== Hour Totals	724	724
11:15	145	145
11:30	193	193
11:45	209	209
12:00	173	173
===== Hour Totals	720	720
12:15	194	194
12:30	190	190
12:45	159	159

\*\*\*\*\*

Greiner, Inc.  
Traffic Counts  
Volume by Lane Report

Page 1

\*\*\*\*\*  
Data File : D1119006.PRN  
Station : 000000000005  
Identification : 000000000005  
\*\*\*\*\*  
Lanes 1-1 are Westbound  
-----

Mon - Nov 19, 90

Lane	1	Total
-----	-----	-----
13:00	197	197
=====	=====	=====
Hour Totals	740	740
13:15	161	161
13:30	186	186
13:45	162	162
14:00	169	169
=====	=====	=====
Hour Totals	678	678
14:15	173	173
14:30	148	148
14:45	167	167
15:00	184	184
=====	=====	=====
Hour Totals	672	672
15:15	181	181
15:30	231	231
15:45	193	193
16:00	200	200
=====	=====	=====
Hour Totals	805	805
16:15	167	167
16:30	160	160
16:45	172	172
17:00	185	185
=====	=====	=====
Hour Totals	684	684
17:15	153	153
17:30	183	183
17:45	173	173
18:00	145	145
=====	=====	=====
Hour Totals	654	654
18:15	154	154
18:30	124	124
18:45	127	127
19:00	127	127
=====	=====	=====
Hour Totals	532	532

\*\*\*\*\*

8-79

Greiner, Inc.  
Traffic Counts  
Volume by Lane Report

Page 1

\*\*\*\*\*  
Data File : D1119006.PRN  
Station : 000000000005  
Identification : 000000000005  
\*\*\*\*\*  
Lanes 1-1 are Westbound

Mon - Nov 19, 90

Lane	1	Total
19:15	87	87
19:30	107	107
19:45	84	84
20:00	85	85
=====	=====	=====
Hour Totals	363	363
20:15	65	65
20:30	52	52
20:45	71	71
21:00	48	48
=====	=====	=====
Hour Totals	236	236
21:15	48	48
21:30	63	63
21:45	53	53
22:00	45	45
=====	=====	=====
Hour Totals	209	209
22:15	37	37
22:30	37	37
22:45	34	34
23:00	26	26
=====	=====	=====
Hour Totals	134	134
23:15	34	34
23:30	40	40
23:45	30	30
24:00	16	16
=====	=====	=====
Hour Totals	120	120
=====	=====	=====
Grand Totals	10115	10115
Percentages	100.0	

\*\*\*\*\*

Greiner, Inc.  
Traffic Counts  
Volume by Lane Report

Page

\*\*\*\*\*  
Data File : D1120003.PRN  
Station : 000000000005 Count ratio : 2.00  
Identification : 000000000005 Interval : 15 minutes  
Start date : Nov 20, 90 Start time : 00:00  
Stop date : Nov 20, 90 Stop time : 24:00  
City/Town : TAMPA County : HILLSBOROUGH  
Location : DALE MABRY @ I-275 WB OFF RAMP (WB)  
\*\*\*\*\*

Lanes 1-1 are Westbound  
-----

Tue - Nov 20, 90

Lane	1	Total
-----	-----	-----
00:15	37	37
00:30	13	13
00:45	22	22
01:00	18	18
=====	=====	=====
Hour Totals	90	90
01:15	17	17
01:30	17	17
01:45	19	19
02:00	10	10
=====	=====	=====
Hour Totals	63	63
02:15	14	14
02:30	14	14
02:45	14	14
03:00	11	11
=====	=====	=====
Hour Totals	53	53
03:15	14	14
03:30	11	11
03:45	23	23
04:00	6	6
=====	=====	=====
Hour Totals	54	54
04:15	22	22
04:30	3	3
04:45	20	20
05:00	23	23
=====	=====	=====
Hour Totals	68	68
05:15	22	22
05:30	27	27
05:45	42	42
06:00	67	67
=====	=====	=====
Hour Totals	158	158

\*\*\*\*\*



Greiner, Inc.  
Traffic Counts  
Volume by Lane Report

Page 1

\*\*\*\*\*  
Data File : D1120003.PRN  
Station : 000000000005  
Identification : 000000000005  
\*\*\*\*\*

Lanes 1-1 are Westbound  
-----

Tue - Nov 20, 90

Lane	1	Total
-----	-----	-----
06:15	65	65
06:30	92	92
06:45	149	149
07:00	141	141
=====	=====	=====
Hour Totals	447	447
07:15	155	155
07:30	159	159
07:45	183	183
08:00	210	210
=====	=====	=====
Hour Totals	707	707
08:15	178	178
08:30	138	138
08:45	147	147
09:00	143	143
=====	=====	=====
Hour Totals	606	606
09:15	198	198
09:30	173	173
09:45	123	123
10:00	142	142
=====	=====	=====
Hour Totals	636	636
10:15	156	156
10:30	155	155
10:45	168	168
11:00	166	166
=====	=====	=====
Hour Totals	645	645
11:15	161	161
11:30	206	206
11:45	206	206
12:00	191	191
=====	=====	=====
Hour Totals	764	764
12:15	197	197
12:30	206	206
12:45	181	181

\*\*\*\*\*

8-82

Greiner, Inc.  
Traffic Counts  
Volume by Lane Report

Page

\*\*\*\*\*  
Data File : D1120003.PRN  
Station : 000000000005  
Identification : 000000000005  
\*\*\*\*\*

Lanes 1-1 are Westbound  
-----

Tue - Nov 20, 90

Lane	1	Total
-----	-----	-----
13:00	169	169
=====	=====	=====
Hour Totals	753	753
13:15	189	189
13:30	179	179
13:45	170	170
14:00	197	197
=====	=====	=====
Hour Totals	735	735
14:15	155	155
14:30	143	143
14:45	162	162
15:00	147	147
=====	=====	=====
Hour Totals	607	607
15:15	167	167
15:30	158	158
15:45	208	208
16:00	190	190
=====	=====	=====
Hour Totals	723	723
16:15	188	188
16:30	147	147
16:45	169	169
17:00	184	184
=====	=====	=====
Hour Totals	688	688
17:15	177	177
17:30	169	169
17:45	157	157
18:00	156	156
=====	=====	=====
Hour Totals	659	659
18:15	129	129
18:30	120	120
18:45	133	133
19:00	139	139
=====	=====	=====
Hour Totals	521	521

\*\*\*\*\*

Greiner, Inc.  
Traffic Counts  
Volume by Lane Report

Page 1

\*\*\*\*\*  
Data File : D1120003.PRN  
Station : 000000000005  
Identification : 000000000005  
\*\*\*\*\*

Lanes 1-1 are Westbound  
-----

Tue - Nov 20, 90

Lane	1	Total
-----	-----	-----
19:15	90	90
19:30	93	93
19:45	71	71
20:00	79	79
=====	=====	=====
Hour Totals	333	333

20:15	69	69
20:30	67	67
20:45	67	67
21:00	51	51
=====	=====	=====
Hour Totals	254	254

21:15	79	79
21:30	52	52
21:45	55	55
22:00	33	33
=====	=====	=====
Hour Totals	219	219

22:15	33	33
22:30	26	26
22:45	40	40
23:00	31	31
=====	=====	=====
Hour Totals	130	130

23:15	38	38
23:30	45	45
23:45	39	39
24:00	17	17
=====	=====	=====
Hour Totals	139	139

=====	=====	=====
Grand Totals	10052	10052
Percentages	100.0	

\*\*\*\*\*

Greiner, Inc.  
Traffic Counts  
Volume by Lane Report

Page 1

\*\*\*\*\*  
Data File : D1114014.PRN  
Station : 000000000019 Count ratio : 2.00  
Identification : 000000000019 Interval : 15 minutes  
Start date : Nov 14, 90 Start time : 00:00  
Stop date : Nov 14, 90 Stop time : 24:00  
City/Town : TAMPA County : HILLSBOROUGH  
Location : DALE MABRY LOOP RAMP WB/SB  
\*\*\*\*\*  
Lanes 1-1 are Westbound

-----  
Wed - Nov 14, 90

Lane	1	Total
-----	-----	-----
00:15	12	12
00:30	12	12
00:45	10	10
01:00	9	9
=====	=====	=====
Hour Totals	43	43
01:15	15	15
01:30	19	19
01:45	12	12
02:00	7	7
=====	=====	=====
Hour Totals	53	53
02:15	10	10
02:30	8	8
02:45	3	3
03:00	7	7
=====	=====	=====
Hour Totals	28	28
03:15	18	18
03:30	4	4
03:45	18	18
04:00	11	11
=====	=====	=====
Hour Totals	51	51
04:15	11	11
04:30	18	18
04:45	25	25
05:00	23	23
=====	=====	=====
Hour Totals	77	77
05:15	18	18
05:30	29	29
05:45	36	36
06:00	48	48
=====	=====	=====
Hour Totals	131	131

\*\*\*\*\*

Greiner, Inc.  
Traffic Counts  
Volume by Lane Report

Page 16

\*\*\*\*\*  
Data File : D1114014.PRN  
Station : 000000000019  
Identification : 000000000019  
\*\*\*\*\*

Lanes 1-1 are Westbound

-----  
Wed - Nov 14, 90

Lane	1	Total
-----	-----	-----
06:15	49	49
06:30	58	58
06:45	93	93
07:00	117	117
=====	=====	=====
Hour Totals	317	317
07:15	107	107
07:30	140	140
07:45	147	147
08:00	181	181
=====	=====	=====
Hour Totals	575	575
08:15	143	143
08:30	133	133
08:45	140	140
09:00	123	123
=====	=====	=====
Hour Totals	539	539
09:15	105	105
09:30	106	106
09:45	117	117
10:00	124	124
=====	=====	=====
Hour Totals	452	452
10:15	124	124
10:30	102	102
10:45	132	132
11:00	123	123
=====	=====	=====
Hour Totals	481	481
11:15	108	108
11:30	140	140
11:45	136	136
12:00	126	126
=====	=====	=====
Hour Totals	510	510
12:15	121	121
12:30	111	111
12:45	107	107

\*\*\*\*\*

Greiner, Inc.  
Traffic Counts  
Volume by Lane Report

Page 1

\*\*\*\*\*  
Data File : D1114014.PRN  
Station : 000000000019  
Identification : 000000000019  
\*\*\*\*\*  
Lanes 1-1 are Westbound

-----  
Wed - Nov 14, 90

Lane	1	Total
-----	-----	-----
13:00	106	106
=====	=====	=====
Hour Totals	445	445
13:15	102	102
13:30	123	123
13:45	114	114
14:00	120	120
=====	=====	=====
Hour Totals	459	459
14:15	99	99
14:30	132	132
14:45	125	125
15:00	102	102
=====	=====	=====
Hour Totals	458	458
15:15	106	106
15:30	122	122
15:45	118	118
16:00	133	133
=====	=====	=====
Hour Totals	479	479
16:15	140	140
16:30	89	89
16:45	123	123
17:00	115	115
=====	=====	=====
Hour Totals	467	467
17:15	138	138
17:30	124	124
17:45	106	106
18:00	124	124
=====	=====	=====
Hour Totals	492	492
18:15	82	82
18:30	78	78
18:45	107	107
19:00	89	89
=====	=====	=====
Hour Totals	356	356

\*\*\*\*\*

Greiner, Inc.  
Traffic Counts  
Volume by Lane Report

Page 2

\*\*\*\*\*  
Data File : D1114014.PRN  
Station : 000000000019  
Identification : 000000000019  
\*\*\*\*\*  
Lanes 1-1 are Westbound

-----  
Wed - Nov 14, 90

Lane	1	Total
-----	-----	-----
19:15	80	80
19:30	82	82
19:45	50	50
20:00	61	61
=====	=====	=====
Hour Totals	273	273
20:15	73	73
20:30	67	67
20:45	51	51
21:00	60	60
=====	=====	=====
Hour Totals	251	251
21:15	68	68
21:30	59	59
21:45	54	54
22:00	56	56
=====	=====	=====
Hour Totals	237	237
22:15	50	50
22:30	40	40
22:45	42	42
23:00	31	31
=====	=====	=====
Hour Totals	163	163
23:15	41	41
23:30	26	26
23:45	22	22
24:00	25	25
=====	=====	=====
Hour Totals	114	114
=====	=====	=====
Grand Totals	7451	7451
Percentages	100.0	

\*\*\*\*\*

Greiner, Inc.  
Traffic Counts  
Volume by Lane Report

Page 3

\*\*\*\*\*  
Data File : D1115012.PRN  
Station : 000000000019 Count ratio : 2.00  
Identification : 000000000019 Interval : 15 minutes  
Start date : Nov 15, 90 Start time : 00:00  
Stop date : Nov 15, 90 Stop time : 24:00  
City/Town : TAMPA County : HILLSBOROUGH  
Location : DALE MABRY LOOP RAMP WB/SB  
\*\*\*\*\*  
Lanes 1-1 are Westbound

-----  
Thu - Nov 15, 90

Lane	1	Total
-----	-----	-----
00:15	13	13
00:30	13	13
00:45	11	11
01:00	19	19
=====	=====	=====
Hour Totals	56	56
01:15	18	18
01:30	10	10
01:45	8	8
02:00	14	14
=====	=====	=====
Hour Totals	50	50
02:15	22	22
02:30	21	21
02:45	14	14
03:00	13	13
=====	=====	=====
Hour Totals	70	70
03:15	7	7
03:30	6	6
03:45	20	20
04:00	20	20
=====	=====	=====
Hour Totals	53	53
04:15	5	5
04:30	16	16
04:45	21	21
05:00	23	23
=====	=====	=====
Hour Totals	65	65
05:15	37	37
05:30	20	20
05:45	42	42
06:00	49	49
=====	=====	=====
Hour Totals	148	148

\*\*\*\*\*



Greiner, Inc.  
Traffic Counts  
Volume by Lane Report

Page 3

\*\*\*\*\*  
Data File : D1115012.PRN  
Station : 000000000019  
Identification : 000000000019  
\*\*\*\*\*

Lanes 1-1 are Westbound

Thu - Nov 15, 90

Lane	1	Total
06:15	67	67
06:30	76	76
06:45	84	84
07:00	122	122
===== Hour Totals	349	349
07:15	123	123
07:30	140	140
07:45	163	163
08:00	162	162
===== Hour Totals	588	588
08:15	155	155
08:30	168	168
08:45	142	142
09:00	128	128
===== Hour Totals	593	593
09:15	100	100
09:30	124	124
09:45	121	121
10:00	125	125
===== Hour Totals	470	470
10:15	112	112
10:30	124	124
10:45	128	128
11:00	125	125
===== Hour Totals	489	489
11:15	137	137
11:30	149	149
11:45	150	150
12:00	157	157
===== Hour Totals	593	593
12:15	153	153
12:30	145	145
12:45	110	110

\*\*\*\*\*

8-90

Greiner, Inc.  
Traffic Counts  
Volume by Lane Report

Page 3

\*\*\*\*\*  
Data File : D1115012.PRN  
Station : 000000000019  
Identification : 000000000019  
\*\*\*\*\*  
Lanes 1-1 are Westbound  
-----

Thu - Nov 15, 90

Lane	1	Total
-----	-----	-----
13:00	132	132
=====	=====	=====
Hour Totals	540	540
13:15	94	94
13:30	97	97
13:45	133	133
14:00	117	117
=====	=====	=====
Hour Totals	441	441
14:15	129	129
14:30	106	106
14:45	96	96
15:00	104	104
=====	=====	=====
Hour Totals	435	435
15:15	106	106
15:30	112	112
15:45	132	132
16:00	125	125
=====	=====	=====
Hour Totals	475	475
16:15	118	118
16:30	115	115
16:45	127	127
17:00	127	127
=====	=====	=====
Hour Totals	487	487
17:15	122	122
17:30	120	120
17:45	134	134
18:00	122	122
=====	=====	=====
Hour Totals	498	498
18:15	90	90
18:30	99	99
18:45	86	86
19:00	78	78
=====	=====	=====
Hour Totals	353	353

\*\*\*\*\*

8-91

Greiner, Inc.  
Traffic Counts  
Volume by Lane Report

Page 4

\*\*\*\*\*  
Data File : D1115012.PRN  
Station : 000000000019  
Identification : 000000000019  
\*\*\*\*\*

Lanes 1-1 are Westbound

Thu - Nov 15, 90

Lane	1	Total
19:15	90	90
19:30	64	64
19:45	76	76
20:00	58	58
=====	=====	=====
Hour Totals	288	288
20:15	50	50
20:30	52	52
20:45	47	47
21:00	40	40
=====	=====	=====
Hour Totals	189	189
21:15	57	57
21:30	33	33
21:45	53	53
22:00	63	63
=====	=====	=====
Hour Totals	206	206
22:15	64	64
22:30	40	40
22:45	39	39
23:00	35	35
=====	=====	=====
Hour Totals	178	178
23:15	34	34
23:30	37	37
23:45	39	39
24:00	20	20
=====	=====	=====
Hour Totals	130	130
=====	=====	=====
Grand Totals	7744	7744
Percentages	100.0	

\*\*\*\*\*

Greiner, Inc.  
Traffic Counts  
Volume by Lane Report

Page 1

\*\*\*\*\*  
Data File : D1116005.PRN  
Station : 000000000019 Count ratio : 2.00  
Identification : 000000000019 Interval : 15 minutes  
Start date : Nov 16, 90 Start time : 00:00  
Stop date : Nov 16, 90 Stop time : 24:00  
City/Town : TAMPA County : HILLSBOROUGH  
Location : DALE MABRY LOOP RAMP WB/SB  
\*\*\*\*\*  
Lanes 1-1 are Westbound

Fri - Nov 16, 90

Lane	1	Total
00:15	18	18
00:30	18	18
00:45	14	14
01:00	30	30
===== Hour Totals	80	80
01:15	10	10
01:30	15	15
01:45	12	12
02:00	13	13
===== Hour Totals	50	50
02:15	14	14
02:30	17	17
02:45	15	15
03:00	18	18
===== Hour Totals	64	64
03:15	27	27
03:30	11	11
03:45	14	14
04:00	22	22
===== Hour Totals	74	74
04:15	3	3
04:30	20	20
04:45	17	17
05:00	23	23
===== Hour Totals	63	63
05:15	26	26
05:30	33	33
05:45	26	26
06:00	41	41
===== Hour Totals	126	126

\*\*\*\*\*

8-93

Greiner, Inc.  
Traffic Counts  
Volume by Lane Report

Page 1

\*\*\*\*\*  
Data File : D1116005.PRN  
Station : 000000000019  
Identification : 000000000019  
\*\*\*\*\*  
Lanes 1-1 are Westbound

Fri - Nov 16, 90

Lane	1	Total
06:15	57	57
06:30	72	72
06:45	110	110
07:00	122	122
Hour Totals	361	361
07:15	139	139
07:30	129	129
07:45	186	186
08:00	166	166
Hour Totals	620	620
08:15	163	163
08:30	147	147
08:45	131	131
09:00	147	147
Hour Totals	588	588
09:15	120	120
09:30	129	129
09:45	191	191
10:00	151	151
Hour Totals	591	591
10:15	104	104
10:30	106	106
10:45	130	130
11:00	155	155
Hour Totals	495	495
11:15	149	149
11:30	108	108
11:45	129	129
12:00	168	168
Hour Totals	554	554
12:15	139	139
12:30	128	128
12:45	146	146

\*\*\*\*\*

Greiner, Inc.  
Traffic Counts  
Volume by Lane Report

Page 1

\*\*\*\*\*  
Data File : D1116005.PRN  
Station : 000000000019  
Identification : 000000000019  
\*\*\*\*\*

Lanes 1-1 are Westbound

Fri - Nov 16, 90

Lane	1	Total
-----	-----	-----
13:00	147	147
=====	=====	=====
Hour Totals	560	560
13:15	127	127
13:30	126	126
13:45	125	125
14:00	111	111
=====	=====	=====
Hour Totals	489	489
14:15	121	121
14:30	107	107
14:45	138	138
15:00	100	100
=====	=====	=====
Hour Totals	466	466
15:15	109	109
15:30	122	122
15:45	125	125
16:00	136	136
=====	=====	=====
Hour Totals	492	492
16:15	137	137
16:30	113	113
16:45	139	139
17:00	111	111
=====	=====	=====
Hour Totals	500	500
17:15	136	136
17:30	155	155
17:45	110	110
18:00	98	98
=====	=====	=====
Hour Totals	499	499
18:15	104	104
18:30	104	104
18:45	105	105
19:00	85	85
=====	=====	=====
Hour Totals	398	398

\*\*\*\*\*

8-95

Greiner, Inc.  
Traffic Counts  
Volume by Lane Report

Page 2

```
*****
Data File       : D1116005.PRN
Station        : 0000000000019
Identification  : 0000000000019
*****
Lanes 1-1 are Westbound
```

Fri - Nov 16, 90

Lane	1	Total
-----	-----	-----
19:15	114	114
19:30	117	117
19:45	83	83
20:00	90	90
=====	=====	=====
Hour Totals	404	404
20:15	86	86
20:30	82	82
20:45	61	61
21:00	69	69
=====	=====	=====
Hour Totals	298	298
21:15	56	56
21:30	79	79
21:45	73	73
22:00	43	43
=====	=====	=====
Hour Totals	251	251
22:15	71	71
22:30	66	66
22:45	55	55
23:00	54	54
=====	=====	=====
Hour Totals	246	246
23:15	45	45
23:30	48	48
23:45	58	58
24:00	38	38
=====	=====	=====
Hour Totals	189	189
=====	=====	=====
Grand Totals	8458	8458
Percentages	100.0	

\*\*\*\*\*

Greiner, Inc.  
Traffic Counts  
Volume by Lane Report

Page 1

\*\*\*\*\*  
Data File : D1117005.PRN  
Station : 000000000019 Count ratio : 2.00  
Identification : 000000000019 Interval : 15 minutes  
Start date : Nov 17, 90 Start time : 00:00  
Stop date : Nov 17, 90 Stop time : 24:00  
City/Town : TAMPA County : HILLSBOROUGH  
Location : DALE MABRY LOOP RAMP WB/SB  
\*\*\*\*\*  
Lanes 1-1 are Westbound

Sat - Nov 17, 90

Lane	1	Total
00:15	31	31
00:30	32	32
00:45	31	31
01:00	30	30
===== Hour Totals	124	124
01:15	27	27
01:30	15	15
01:45	20	20
02:00	12	12
===== Hour Totals	74	74
02:15	22	22
02:30	16	16
02:45	22	22
03:00	11	11
===== Hour Totals	71	71
03:15	24	24
03:30	12	12
03:45	18	18
04:00	12	12
===== Hour Totals	66	66
04:15	15	15
04:30	15	15
04:45	12	12
05:00	9	9
===== Hour Totals	51	51
05:15	10	10
05:30	18	18
05:45	35	35
06:00	36	36
===== Hour Totals	99	99

\*\*\*\*\*

8-97



Greiner, Inc.  
Traffic Counts  
Volume by Lane Report

Page 1

\*\*\*\*\*  
Data File : D1117005.PRN  
Station : 000000000019  
Identification : 000000000019  
\*\*\*\*\*  
Lanes 1-1 are Westbound

Sat - Nov 17, 90

Lane	1	Total
06:15	21	21
06:30	54	54
06:45	54	54
07:00	42	42
===== Hour Totals	171	171
07:15	51	51
07:30	61	61
07:45	62	62
08:00	63	63
===== Hour Totals	237	237
08:15	58	58
08:30	60	60
08:45	89	89
09:00	98	98
===== Hour Totals	305	305
09:15	80	80
09:30	91	91
09:45	79	79
10:00	82	82
===== Hour Totals	332	332
10:15	77	77
10:30	88	88
10:45	110	110
11:00	81	81
===== Hour Totals	356	356
11:15	110	110
11:30	102	102
11:45	125	125
12:00	118	118
===== Hour Totals	455	455
12:15	121	121
12:30	110	110
12:45	115	115

\*\*\*\*\*

Greiner, Inc.  
Traffic Counts  
Volume by Lane Report

Page 1

\*\*\*\*\*  
Data File : D1117005.PRN  
Station : 000000000019  
Identification : 000000000019  
\*\*\*\*\*

Lanes 1-1 are Westbound

Sat - Nov 17, 90

Lane	1	Total
------	---	-------

13:00	108	108
-------	-----	-----

Hour Totals	454	454
-------------	-----	-----

13:15	87	87
-------	----	----

13:30	96	96
-------	----	----

13:45	103	103
-------	-----	-----

14:00	93	93
-------	----	----

Hour Totals	379	379
-------------	-----	-----

14:15	95	95
-------	----	----

14:30	88	88
-------	----	----

14:45	96	96
-------	----	----

15:00	98	98
-------	----	----

Hour Totals	377	377
-------------	-----	-----

15:15	101	101
-------	-----	-----

15:30	99	99
-------	----	----

15:45	106	106
-------	-----	-----

16:00	99	99
-------	----	----

Hour Totals	405	405
-------------	-----	-----

16:15	82	82
-------	----	----

16:30	132	132
-------	-----	-----

16:45	107	107
-------	-----	-----

17:00	97	97
-------	----	----

Hour Totals	418	418
-------------	-----	-----

17:15	85	85
-------	----	----

17:30	118	118
-------	-----	-----

17:45	99	99
-------	----	----

18:00	130	130
-------	-----	-----

Hour Totals	432	432
-------------	-----	-----

18:15	139	139
-------	-----	-----

18:30	120	120
-------	-----	-----

18:45	124	124
-------	-----	-----

19:00	131	131
-------	-----	-----

Hour Totals	514	514
-------------	-----	-----

\*\*\*\*\*

8-99

Greiner, Inc.  
Traffic Counts  
Volume by Lane Report

Page 2

\*\*\*\*\*  
Data File : D1117005.PRN  
Station : 000000000019  
Identification : 000000000019  
\*\*\*\*\*  
Lanes 1-1 are Westbound

Sat - Nov 17, 90

Lane	1	Total
19:15	105	105
19:30	121	121
19:45	73	73
20:00	82	82
===== Hour Totals	381	381
20:15	65	65
20:30	92	92
20:45	61	61
21:00	71	71
===== Hour Totals	289	289
21:15	66	66
21:30	68	68
21:45	62	62
22:00	54	54
===== Hour Totals	250	250
22:15	68	68
22:30	81	81
22:45	57	57
23:00	69	69
===== Hour Totals	275	275
23:15	61	61
23:30	69	69
23:45	75	75
24:00	53	53
===== Hour Totals	258	258
===== Grand Totals	6773	6773
Percentages	100.0	

\*\*\*\*\*

Greiner, Inc.  
Traffic Counts  
Volume by Lane Report

Page 1

\*\*\*\*\*  
Data File : D1118005.PRN  
Station : 000000000019 Count ratio : 2.00  
Identification : 000000000019 Interval : 15 minutes  
Start date : Nov 18, 90 Start time : 00:00  
Stop date : Nov 18, 90 Stop time : 24:00  
City/Town : TAMPA County : HILLSBOROUGH  
Location : DALE MABRY LOOP RAMP WB/SB  
\*\*\*\*\*  
Lanes 1-1 are Westbound

Sun - Nov 18, 90

Lane	1	Total
00:15	24	24
00:30	32	32
00:45	18	18
01:00	19	19
===== Hour Totals	===== 93	===== 93
01:15	28	28
01:30	30	30
01:45	33	33
02:00	22	22
===== Hour Totals	===== 113	===== 113
02:15	18	18
02:30	15	15
02:45	32	32
03:00	33	33
===== Hour Totals	===== 98	===== 98
03:15	30	30
03:30	29	29
03:45	20	20
04:00	15	15
===== Hour Totals	===== 94	===== 94
04:15	4	4
04:30	8	8
04:45	13	13
05:00	16	16
===== Hour Totals	===== 41	===== 41
05:15	6	6
05:30	18	18
05:45	9	9
06:00	15	15
===== Hour Totals	===== 48	===== 48

\*\*\*\*\*

8-101

Greiner, Inc.  
Traffic Counts  
Volume by Lane Report

Page 1

\*\*\*\*\*  
Data File : D1118005.PRN  
Station : 0000000000019  
Identification : 0000000000019  
\*\*\*\*\*  
Lanes 1-1 are Westbound

Sun - Nov 18, 90

Lane	1	Total
06:15	15	15
06:30	9	9
06:45	32	32
07:00	27	27
===== Hour Totals	83	83
07:15	28	28
07:30	19	19
07:45	15	15
08:00	22	22
===== Hour Totals	84	84
08:15	30	30
08:30	28	28
08:45	32	32
09:00	39	39
===== Hour Totals	129	129
09:15	35	35
09:30	47	47
09:45	46	46
10:00	54	54
===== Hour Totals	182	182
10:15	39	39
10:30	66	66
10:45	56	56
11:00	70	70
===== Hour Totals	231	231
11:15	55	55
11:30	49	49
11:45	66	66
12:00	72	72
===== Hour Totals	242	242
12:15	65	65
12:30	62	62
12:45	59	59

\*\*\*\*\*

8-102

Greiner, Inc.  
Traffic Counts  
Volume by Lane Report

Page 1

\*\*\*\*\*  
Data File : D1118005.PRN  
Station : 000000000019  
Identification : 000000000019  
\*\*\*\*\*

Lanes 1-1 are Westbound

Sun - Nov 18, 90

Lane	1	Total
-----	-----	-----
13:00	81	81
=====	=====	=====
Hour Totals	267	267
13:15	63	63
13:30	81	81
13:45	74	74
14:00	54	54
=====	=====	=====
Hour Totals	272	272
14:15	67	67
14:30	80	80
14:45	62	62
15:00	76	76
=====	=====	=====
Hour Totals	285	285
15:15	59	59
15:30	79	79
15:45	62	62
16:00	72	72
=====	=====	=====
Hour Totals	272	272
16:15	64	64
16:30	64	64
16:45	94	94
17:00	70	70
=====	=====	=====
Hour Totals	292	292
17:15	63	63
17:30	88	88
17:45	67	67
18:00	65	65
=====	=====	=====
Hour Totals	283	283
18:15	62	62
18:30	62	62
18:45	65	65
19:00	60	60
=====	=====	=====
Hour Totals	249	249

\*\*\*\*\*

8-103

Greiner, Inc.  
Traffic Counts  
Volume by Lane Report

Page 2

\*\*\*\*\*  
Data File : D1118005.PRN  
Station : 000000000019  
Identification : 000000000019  
\*\*\*\*\*  
Lanes 1-1 are Westbound

Sun - Nov 18, 90

Lane	1	Total
19:15	47	47
19:30	59	59
19:45	47	47
20:00	62	62
=====	=====	=====
Hour Totals	215	215
20:15	54	54
20:30	50	50
20:45	40	40
21:00	43	43
=====	=====	=====
Hour Totals	187	187
21:15	53	53
21:30	40	40
21:45	40	40
22:00	38	38
=====	=====	=====
Hour Totals	171	171
22:15	36	36
22:30	30	30
22:45	23	23
23:00	30	30
=====	=====	=====
Hour Totals	119	119
23:15	36	36
23:30	22	22
23:45	27	27
24:00	23	23
=====	=====	=====
Hour Totals	108	108
=====	=====	=====
Grand Totals	4158	4158
Percentages	100.0	

\*\*\*\*\*

Greiner, Inc.  
Traffic Counts  
Volume by Lane Report

Page 2

\*\*\*\*\*  
Data File : D1119008.PRN  
Station : 000000000019 Count ratio : 2.00  
Identification : 000000000019 Interval : 15 minutes  
Start date : Nov 19, 90 Start time : 00:00  
Stop date : Nov 19, 90 Stop time : 24:00  
City/Town : TAMPA County : HILLSBOROUGH  
Location : DALE MABRY LOOP RAMP WB/SB  
\*\*\*\*\*

Lanes 1-1 are Westbound  
-----

Mon - Nov 19, 90

Lane	1	Total
00:15	16	16
00:30	11	11
00:45	23	23
01:00	18	18
=====	=====	=====
Hour Totals	68	68
01:15	17	17
01:30	16	16
01:45	14	14
02:00	19	19
=====	=====	=====
Hour Totals	66	66
02:15	10	10
02:30	16	16
02:45	11	11
03:00	20	20
=====	=====	=====
Hour Totals	57	57
03:15	11	11
03:30	7	7
03:45	23	23
04:00	14	14
=====	=====	=====
Hour Totals	55	55
04:15	15	15
04:30	19	19
04:45	36	36
05:00	32	32
=====	=====	=====
Hour Totals	102	102
05:15	23	23
05:30	47	47
05:45	51	51
06:00	58	58
=====	=====	=====
Hour Totals	179	179

\*\*\*\*\*

8-105



Greiner, Inc.  
Traffic Counts  
Volume by Lane Report

Page 2

\*\*\*\*\*  
Data File : D1119008.PRN  
Station : 000000000019  
Identification : 000000000019  
\*\*\*\*\*  
Lanes 1-1 are Westbound

Mon - Nov 19, 90

Lane	1	Total
06:15	59	59
06:30	56	56
06:45	72	72
07:00	124	124
=====	=====	=====
Hour Totals	311	311
07:15	113	113
07:30	147	147
07:45	165	165
08:00	171	171
=====	=====	=====
Hour Totals	596	596
08:15	116	116
08:30	139	139
08:45	134	134
09:00	152	152
=====	=====	=====
Hour Totals	541	541
09:15	113	113
09:30	98	98
09:45	138	138
10:00	136	136
=====	=====	=====
Hour Totals	485	485
10:15	123	123
10:30	110	110
10:45	119	119
11:00	105	105
=====	=====	=====
Hour Totals	457	457
11:15	137	137
11:30	152	152
11:45	122	122
12:00	115	115
=====	=====	=====
Hour Totals	526	526
12:15	151	151
12:30	133	133
12:45	149	149

\*\*\*\*\*

8-106

Greiner, Inc.  
Traffic Counts  
Volume by Lane Report

Page 2

\*\*\*\*\*  
Data File : D1119008.PRN  
Station : 000000000019  
Identification : 000000000019  
\*\*\*\*\*

Lanes 1-1 are Westbound

Mon - Nov 19, 90

Lane	1	Total
13:00	111	111
=====	=====	=====
Hour Totals	544	544
13:15	128	128
13:30	139	139
13:45	99	99
14:00	133	133
=====	=====	=====
Hour Totals	499	499
14:15	120	120
14:30	126	126
14:45	126	126
15:00	113	113
=====	=====	=====
Hour Totals	485	485
15:15	124	124
15:30	118	118
15:45	128	128
16:00	141	141
=====	=====	=====
Hour Totals	511	511
16:15	135	135
16:30	96	96
16:45	125	125
17:00	97	97
=====	=====	=====
Hour Totals	453	453
17:15	107	107
17:30	170	170
17:45	116	116
18:00	114	114
=====	=====	=====
Hour Totals	507	507
18:15	78	78
18:30	79	79
18:45	80	80
19:00	103	103
=====	=====	=====
Hour Totals	340	340

\*\*\*\*\*

8-107

Greiner, Inc.  
Traffic Counts  
Volume by Lane Report

Page 2

\*\*\*\*\*  
Data File : D1119008.PRN  
Station : 000000000019  
Identification : 000000000019  
\*\*\*\*\*

Lanes 1-1 are Westbound

Mon - Nov 19, 90

Lane	1	Total
19:15	99	99
19:30	60	60
19:45	52	52
20:00	52	52
=====	=====	=====
Hour Totals	263	263
20:15	62	62
20:30	42	42
20:45	54	54
21:00	49	49
=====	=====	=====
Hour Totals	207	207
21:15	51	51
21:30	66	66
21:45	49	49
22:00	55	55
=====	=====	=====
Hour Totals	221	221
22:15	40	40
22:30	36	36
22:45	36	36
23:00	26	26
=====	=====	=====
Hour Totals	138	138
23:15	40	40
23:30	30	30
23:45	25	25
24:00	12	12
=====	=====	=====
Hour Totals	107	107
=====	=====	=====
Grand Totals	7718	7718
Percentages	100.0	

\*\*\*\*\*

8-108

Greiner, Inc.  
Traffic Counts

Volume by Lane Report

Page 1

\*\*\*\*\*

Data File : D1120006.PRN  
Station : 000000000019 Count ratio : 2.00  
Identification : 000000000019 Interval : 15 minutes  
Start date : Nov 20, 90 Start time : 00:00  
Stop date : Nov 20, 90 Stop time : 24:00  
City/Town : TAMPA County : HILLSBOROUGH  
Location : DALE MABRY LOOP RAMP WB/SB

\*\*\*\*\*

Lanes 1-1 are Westbound

Tue - Nov 20, 90

Lane	1	Total
00:15	15	15
00:30	13	13
00:45	12	12
01:00	13	13
====	====	====
Hour Totals	53	53
01:15	18	18
01:30	8	8
01:45	14	14
02:00	9	9
====	====	====
Hour Totals	49	49
02:15	15	15
02:30	3	3
02:45	5	5
03:00	18	18
====	====	====
Hour Totals	41	41
03:15	9	9
03:30	13	13
03:45	16	16
04:00	8	8
====	====	====
Hour Totals	46	46
04:15	7	7
04:30	17	17
04:45	9	9
05:00	18	18
====	====	====
Hour Totals	51	51
05:15	28	28
05:30	22	22
05:45	26	26
06:00	45	45
====	====	====
Hour Totals	121	121

\*\*\*\*\*

8-109

Greiner, Inc.  
Traffic Counts  
Volume by Lane Report

Page 2

\*\*\*\*\*  
Data File : D1120006.PRN  
Station : 000000000019  
Identification : 000000000019  
\*\*\*\*\*

Lanes 1-1 are Westbound  
-----

Tue - Nov 20, 90

Lane	1	Total
-----	-----	-----
06:15	60	60
06:30	75	75
06:45	102	102
07:00	136	136
=====	=====	=====
Hour Totals	373	373
07:15	107	107
07:30	135	135
07:45	192	192
08:00	167	167
=====	=====	=====
Hour Totals	601	601
08:15	131	131
08:30	115	115
08:45	127	127
09:00	123	123
=====	=====	=====
Hour Totals	496	496
09:15	126	126
09:30	141	141
09:45	147	147
10:00	156	156
=====	=====	=====
Hour Totals	570	570
10:15	119	119
10:30	146	146
10:45	129	129
11:00	129	129
=====	=====	=====
Hour Totals	523	523
11:15	162	162
11:30	132	132
11:45	122	122
12:00	143	143
=====	=====	=====
Hour Totals	559	559
12:15	133	133
12:30	136	136
12:45	115	115

\*\*\*\*\*

8-110

Greiner, Inc.  
Traffic Counts  
Volume by Lane Report

Page 2

\*\*\*\*\*  
Data File : D1120006.PRN  
Station : 000000000019  
Identification : 000000000019  
\*\*\*\*\*  
Lanes 1-1 are Westbound

Tue - Nov 20, 90

Lane	1	Total
-----	-----	-----
13:00	122	122
=====	=====	=====
Hour Totals	506	506
13:15	131	131
13:30	140	140
13:45	129	129
14:00	121	121
=====	=====	=====
Hour Totals	521	521
14:15	141	141
14:30	109	109
14:45	120	120
15:00	124	124
=====	=====	=====
Hour Totals	494	494
15:15	125	125
15:30	121	121
15:45	123	123
16:00	128	128
=====	=====	=====
Hour Totals	497	497
16:15	113	113
16:30	123	123
16:45	121	121
17:00	130	130
=====	=====	=====
Hour Totals	487	487
17:15	110	110
17:30	136	136
17:45	120	120
18:00	133	133
=====	=====	=====
Hour Totals	499	499
18:15	93	93
18:30	110	110
18:45	91	91
19:00	75	75
=====	=====	=====
Hour Totals	369	369

\*\*\*\*\*

8-111

Greiner, Inc.  
Traffic Counts  
Volume by Lane Report

Page 2

\*\*\*\*\*  
Data File : D1120006.PRN  
Station : 000000000019  
Identification : 000000000019  
\*\*\*\*\*  
Lanes 1-1 are Westbound

Tue - Nov 20, 90

Lane	1	Total
-----	-----	-----
19:15	78	78
19:30	84	84
19:45	60	60
20:00	67	67
=====	=====	=====
Hour Totals	289	289
20:15	63	63
20:30	56	56
20:45	49	49
21:00	52	52
=====	=====	=====
Hour Totals	220	220
21:15	61	61
21:30	52	52
21:45	43	43
22:00	38	38
=====	=====	=====
Hour Totals	194	194
22:15	34	34
22:30	40	40
22:45	40	40
23:00	33	33
=====	=====	=====
Hour Totals	147	147
23:15	55	55
23:30	51	51
23:45	29	29
24:00	22	22
=====	=====	=====
Hour Totals	157	157
=====	=====	=====
Grand Totals	7863	7863
Percentages	100.0	

\*\*\*\*\*

Greiner, Inc.  
Traffic Counts  
Volume by Lane Report

Page 2

\*\*\*\*\*  
Data File : D1114015.PRN  
Station : 000000000006 Count ratio : 2.00  
Identification : 000000000006 Interval : 15 minutes  
Start date : Nov 14, 90 Start time : 00:00  
Stop date : Nov 14, 90 Stop time : 24:00  
City/Town : TAMPA County : HILLSBOROUGH  
Location : DALE MABRY 1=WB ON RAMP 2=FRONTAGE  
\*\*\*\*\*  
Lanes 1-2 are Westbound

-----  
Wed - Nov 14, 90

Lane	1	2	Total
00:15	32	1	33
00:30	24	1	25
00:45	23	1	24
01:00	16	0	16
=====	=====	=====	=====
Hour Totals	95	3	98
01:15	25	1	26
01:30	18	1	19
01:45	18	0	18
02:00	17	2	19
=====	=====	=====	=====
Hour Totals	78	4	82
02:15	13	1	14
02:30	11	0	11
02:45	15	2	17
03:00	26	1	27
=====	=====	=====	=====
Hour Totals	65	4	69
03:15	15	1	16
03:30	13	1	14
03:45	15	2	17
04:00	10	2	12
=====	=====	=====	=====
Hour Totals	53	6	59
04:15	10	1	11
04:30	8	1	9
04:45	11	1	12
05:00	12	3	15
=====	=====	=====	=====
Hour Totals	41	6	47
05:15	16	0	16
05:30	17	7	24
05:45	29	20	49
06:00	30	13	43
=====	=====	=====	=====
Hour Totals	92	40	132

\*\*\*\*\*

8-113



Greiner, Inc.  
Traffic Counts  
Volume by Lane Report

Page 2

\*\*\*\*\*  
Data File : D1114015.PRN  
Station : 0000000000006  
Identification : 0000000000006  
\*\*\*\*\*

Lanes 1-2 are Westbound

Wed - Nov 14, 90

Lane	1	2	Total
06:15	53	4	57
06:30	95	10	105
06:45	86	10	96
07:00	98	21	119
Hour Totals	332	45	377
07:15	126	29	155
07:30	140	28	168
07:45	145	46	191
08:00	121	53	174
Hour Totals	532	156	688
08:15	131	42	173
08:30	146	21	167
08:45	104	17	121
09:00	107	8	115
Hour Totals	488	88	576
09:15	104	21	125
09:30	109	14	123
09:45	94	14	108
10:00	80	16	96
Hour Totals	387	65	452
10:15	87	14	101
10:30	98	12	110
10:45	89	11	100
11:00	93	9	102
Hour Totals	367	46	413
11:15	104	11	115
11:30	88	22	110
11:45	124	13	137
12:00	93	21	114
Hour Totals	409	67	476
12:15	121	11	132
12:30	122	19	141
12:45	111	21	132

\*\*\*\*\*

8-114

Greiner, Inc.  
Traffic Counts  
Volume by Lane Report

Page 2

\*\*\*\*\*  
Data File : D1114015.PRN  
Station : 0000000000006  
Identification : 0000000000006  
\*\*\*\*\*

Lanes 1-2 are Westbound

-----  
Wed - Nov 14, 90

Lane	1	2	Total
-----	-----	-----	-----
13:00	99	18	117
=====	=====	=====	=====
Hour Totals	453	69	522
13:15	127	11	138
13:30	106	12	118
13:45	127	28	155
14:00	123	20	143
=====	=====	=====	=====
Hour Totals	483	71	554
14:15	137	13	150
14:30	110	8	118
14:45	123	15	138
15:00	113	9	122
=====	=====	=====	=====
Hour Totals	483	45	528
15:15	133	11	144
15:30	115	11	126
15:45	135	19	154
16:00	136	13	149
=====	=====	=====	=====
Hour Totals	519	54	573
16:15	139	23	162
16:30	119	15	134
16:45	144	20	164
17:00	128	24	152
=====	=====	=====	=====
Hour Totals	530	82	612
17:15	124	33	157
17:30	135	14	149
17:45	116	16	132
18:00	114	15	129
=====	=====	=====	=====
Hour Totals	489	78	567
18:15	116	7	123
18:30	100	10	110
18:45	108	8	116
19:00	105	10	115
=====	=====	=====	=====
Hour Totals	429	35	464

\*\*\*\*\*

8-115

Greiner, Inc.  
Traffic Counts  
Volume by Lane Report

Page 2

\*\*\*\*\*  
Data File : D1114015.PRN  
Station : 000000000006  
Identification : 000000000006  
\*\*\*\*\*

Lanes 1-2 are Westbound  
-----

Wed - Nov 14, 90

Lane	1	2	Total
-----	-----	-----	-----
19:15	105	9	114
19:30	83	11	94
19:45	90	8	98
20:00	76	6	82
=====	=====	=====	=====
Hour Totals	354	34	388
20:15	65	8	73
20:30	76	5	81
20:45	61	7	68
21:00	74	7	81
=====	=====	=====	=====
Hour Totals	276	27	303
21:15	85	3	88
21:30	84	5	89
21:45	64	10	74
22:00	63	4	67
=====	=====	=====	=====
Hour Totals	296	22	318
22:15	73	4	77
22:30	54	5	59
22:45	42	0	42
23:00	48	3	51
=====	=====	=====	=====
Hour Totals	217	12	229
23:15	46	7	53
23:30	48	2	50
23:45	42	6	48
24:00	34	1	35
=====	=====	=====	=====
Hour Totals	170	16	186
=====	=====	=====	=====
Grand Totals	7638	1075	8713
Percentages	87.7	12.3	

\*\*\*\*\*

Greiner, Inc.  
Traffic Counts  
Volume by Lane Report

Page 4

```
*****
Data File       : D1115013.PRN
Station        : 0000000000006      Count ratio : 2.00
Identification : 0000000000006      Interval    : 15 minutes
Start date     : Nov 15, 90          Start time   : 00:00
Stop date      : Nov 15, 90          Stop time    : 24:00
City/Town      : TAMPA               County       : HILLSBOROUGH
Location       : DALE MABRY 1=WB ON RAMP 2=FRONTAGE
*****
```

Lanes 1-2 are Westbound

Thu - Nov 15, 90

Lane	1	2	Total
00:15	45	2	47
00:30	34	2	36
00:45	20	1	21
01:00	11	1	12
====	====	====	====
Hour Totals	110	6	116
01:15	15	0	15
01:30	16	2	18
01:45	17	0	17
02:00	15	2	17
====	====	====	====
Hour Totals	63	4	67
02:15	16	2	18
02:30	16	0	16
02:45	15	0	15
03:00	13	2	15
====	====	====	====
Hour Totals	60	4	64
03:15	19	0	19
03:30	13	1	14
03:45	7	0	7
04:00	10	1	11
====	====	====	====
Hour Totals	49	2	51
04:15	23	3	26
04:30	20	4	24
04:45	8	2	10
05:00	13	3	16
====	====	====	====
Hour Totals	64	12	76
05:15	25	1	26
05:30	17	8	25
05:45	40	12	52
06:00	28	19	47
====	====	====	====
Hour Totals	110	40	150

\*\*\*\*\*

8-117

Greiner, Inc.  
Traffic Counts  
Volume by Lane Report

Page 4

\*\*\*\*\*  
Data File : D1115013.PRN  
Station : 000000000006  
Identification : 000000000006  
\*\*\*\*\*

Lanes 1-2 are Westbound

Thu - Nov 15, 90

Lane	1	2	Total
06:15	47	7	54
06:30	83	23	106
06:45	83	20	103
07:00	114	32	146
=====	=====	=====	=====
Hour Totals	327	82	409
07:15	104	33	137
07:30	143	27	170
07:45	132	44	176
08:00	120	66	186
=====	=====	=====	=====
Hour Totals	499	170	669
08:15	137	39	176
08:30	131	17	148
08:45	134	23	157
09:00	125	16	141
=====	=====	=====	=====
Hour Totals	527	95	622
09:15	108	13	121
09:30	82	11	93
09:45	89	8	97
10:00	96	14	110
=====	=====	=====	=====
Hour Totals	375	46	421
10:15	98	11	109
10:30	98	10	108
10:45	91	14	105
11:00	103	13	116
=====	=====	=====	=====
Hour Totals	390	48	438
11:15	123	14	137
11:30	123	11	134
11:45	158	14	172
12:00	117	19	136
=====	=====	=====	=====
Hour Totals	521	58	579
12:15	115	15	130
12:30	122	21	143
12:45	159	19	178

\*\*\*\*\*

Greiner, Inc.  
Traffic Counts  
Volume by Lane Report

Page 4

\*\*\*\*\*  
Data File : D1115013.PRN  
Station : 000000000006  
Identification : 000000000006  
\*\*\*\*\*

Lanes 1-2 are Westbound

-----  
Thu - Nov 15, 90

Lane	1	2	Total
-----	-----	-----	-----
13:00	105	30	135
=====	=====	=====	=====
Hour Totals	501	85	586
13:15	125	24	149
13:30	107	22	129
13:45	151	16	167
14:00	146	13	159
=====	=====	=====	=====
Hour Totals	529	75	604
14:15	107	13	120
14:30	115	10	125
14:45	102	11	113
15:00	110	22	132
=====	=====	=====	=====
Hour Totals	434	56	490
15:15	118	17	135
15:30	137	6	143
15:45	146	14	160
16:00	131	16	147
=====	=====	=====	=====
Hour Totals	532	53	585
16:15	134	22	156
16:30	129	17	146
16:45	162	22	184
17:00	140	18	158
=====	=====	=====	=====
Hour Totals	565	79	644
17:15	146	23	169
17:30	138	25	163
17:45	185	12	197
18:00	205	8	213
=====	=====	=====	=====
Hour Totals	674	68	742
18:15	191	8	199
18:30	152	11	163
18:45	126	13	139
19:00	110	10	120
=====	=====	=====	=====
Hour Totals	579	42	621

\*\*\*\*\*

8-119

Greiner, Inc.  
Traffic Counts  
Volume by Lane Report

Page 4

\*\*\*\*\*  
Data File : D1115013.PRN  
Station : 000000000006  
Identification : 000000000006  
\*\*\*\*\*

Lanes 1-2 are Westbound

-----  
Thu - Nov 15, 90

Lane	1	2	Total
-----	-----	-----	-----
19:15	86	7	93
19:30	96	8	104
19:45	65	11	76
20:00	77	9	86
=====	=====	=====	=====
Hour Totals	324	35	359
20:15	72	6	78
20:30	62	3	65
20:45	82	6	88
21:00	82	6	88
=====	=====	=====	=====
Hour Totals	298	21	319
21:15	93	5	98
21:30	82	8	90
21:45	67	5	72
22:00	56	4	60
=====	=====	=====	=====
Hour Totals	298	22	320
22:15	76	5	81
22:30	57	5	62
22:45	53	3	56
23:00	55	6	61
=====	=====	=====	=====
Hour Totals	241	19	260
23:15	53	5	58
23:30	45	2	47
23:45	50	4	54
24:00	42	1	43
=====	=====	=====	=====
Hour Totals	190	12	202
=====	=====	=====	=====
Grand Totals	8260	1134	9394
Percentages	87.9	12.1	

\*\*\*\*\*

Greiner, Inc.  
Traffic Counts  
Volume by Lane Report

Page 2

\*\*\*\*\*  
Data File : D1116006.PRN  
Station : 000000000006 Count ratio : 2.00  
Identification : 000000000006 Interval : 15 minutes  
Start date : Nov 16, 90 Start time : 00:00  
Stop date : Nov 16, 90 Stop time : 24:00  
City/Town : TAMPA County : HILLSBOROUGH  
Location : DALE MABRY 1=WB ON RAMP 2=FRONTAGE  
\*\*\*\*\*

Lanes 1-2 are Westbound  
-----

Fri - Nov 16, 90

Lane	1	2	Total
-----	-----	-----	-----
00:15	31	2	33
00:30	31	4	35
00:45	18	2	20
01:00	25	2	27
=====	=====	=====	=====
Hour Totals	105	10	115
01:15	15	1	16
01:30	24	1	25
01:45	16	1	17
02:00	12	2	14
=====	=====	=====	=====
Hour Totals	67	5	72
02:15	21	2	23
02:30	13	1	14
02:45	12	1	13
03:00	16	1	17
=====	=====	=====	=====
Hour Totals	62	5	67
03:15	17	0	17
03:30	18	2	20
03:45	10	2	12
04:00	11	1	12
=====	=====	=====	=====
Hour Totals	56	5	61
04:15	22	1	23
04:30	17	0	17
04:45	8	4	12
05:00	14	3	17
=====	=====	=====	=====
Hour Totals	61	8	69
05:15	16	1	17
05:30	18	6	24
05:45	27	10	37
06:00	25	19	44
=====	=====	=====	=====
Hour Totals	86	36	122

\*\*\*\*\*

8-121



Greiner, Inc.  
Traffic Counts  
Volume by Lane Report

Page 2

\*\*\*\*\*  
Data File : D1116006.PRN  
Station : 000000000006  
Identification : 000000000006  
\*\*\*\*\*  
Lanes 1-2 are Westbound

Fri - Nov 16, 90

Lane	1	2	Total
06:15	50	7	57
06:30	80	22	102
06:45	87	20	107
07:00	99	36	135
=====	=====	=====	=====
Hour Totals	316	85	401
07:15	110	29	139
07:30	149	33	182
07:45	167	54	221
08:00	121	59	180
=====	=====	=====	=====
Hour Totals	547	175	722
08:15	136	29	165
08:30	136	20	156
08:45	126	13	139
09:00	118	12	130
=====	=====	=====	=====
Hour Totals	516	74	590
09:15	87	6	93
09:30	104	17	121
09:45	111	12	123
10:00	95	13	108
=====	=====	=====	=====
Hour Totals	397	48	445
10:15	110	16	126
10:30	106	16	122
10:45	98	19	117
11:00	99	12	111
=====	=====	=====	=====
Hour Totals	413	63	476
11:15	114	8	122
11:30	123	17	140
11:45	120	18	138
12:00	107	9	116
=====	=====	=====	=====
Hour Totals	464	52	516
12:15	125	12	137
12:30	120	22	142
12:45	143	16	159

\*\*\*\*\*

8-122

Greiner, Inc.  
Traffic Counts  
Volume by Lane Report

Page 2

\*\*\*\*\*  
Data File : D1116006.PRN  
Station : 000000000006  
Identification : 000000000006  
\*\*\*\*\*

Lanes 1-2 are Westbound

Fri - Nov 16, 90

Lane	1	2	Total
-----	-----	-----	-----
13:00	129	14	143
=====	=====	=====	=====
Hour Totals	517	64	581
13:15	140	16	156
13:30	121	16	137
13:45	130	30	160
14:00	112	12	124
=====	=====	=====	=====
Hour Totals	503	74	577
14:15	118	17	135
14:30	122	15	137
14:45	135	17	152
15:00	121	15	136
=====	=====	=====	=====
Hour Totals	496	64	560
15:15	151	11	162
15:30	118	15	133
15:45	141	24	165
16:00	133	16	149
=====	=====	=====	=====
Hour Totals	543	66	609
16:15	128	14	142
16:30	131	20	151
16:45	132	15	147
17:00	139	24	163
=====	=====	=====	=====
Hour Totals	530	73	603
17:15	129	15	144
17:30	128	16	144
17:45	112	17	129
18:00	115	14	129
=====	=====	=====	=====
Hour Totals	484	62	546
18:15	149	8	157
18:30	108	14	122
18:45	142	12	154
19:00	119	7	126
=====	=====	=====	=====
Hour Totals	518	41	559

\*\*\*\*\*

8-123

Greiner, Inc.  
Traffic Counts  
Volume by Lane Report

Page 2

\*\*\*\*\*  
Data File : D1116006.PRN  
Station : 000000000006  
Identification : 000000000006  
\*\*\*\*\*  
Lanes 1-2 are Westbound

Fri - Nov 16, 90

Lane	1	2	Total
19:15	100	10	110
19:30	95	12	107
19:45	79	4	83
20:00	83	6	89
=====	=====	=====	=====
Hour Totals	357	32	389
20:15	86	5	91
20:30	74	10	84
20:45	89	6	95
21:00	83	6	89
=====	=====	=====	=====
Hour Totals	332	27	359
21:15	67	6	73
21:30	87	4	91
21:45	84	6	90
22:00	84	3	87
=====	=====	=====	=====
Hour Totals	322	19	341
22:15	71	4	75
22:30	76	4	80
22:45	67	6	73
23:00	79	4	83
=====	=====	=====	=====
Hour Totals	293	18	311
23:15	66	6	72
23:30	70	7	77
23:45	70	5	75
24:00	67	2	69
=====	=====	=====	=====
Hour Totals	273	20	293
=====	=====	=====	=====
Grand Totals	8258	1126	9384
Percentages	88.0	12.0	

\*\*\*\*\*

Greiner, Inc.  
Traffic Counts  
Volume by Lane Report

Page 2

```
*****
Data File       : D1117006.PRN
Station        : 0000000000006
Identification  : 0000000000006
Start date     : Nov 17, 90
Stop date      : Nov 17, 90
City/Town      : TAMPA
Location       : DALE MABRY 1=WB ON RAMP 2=FRONTAGE
Count ratio    : 2.00
Interval       : 15 minutes
Start time     : 00:00
Stop time      : 24:00
County         : HILLSBOROUGH
*****
Lanes 1-2 are Westbound
*****
```

Sat - Nov 17, 90

Lane	1	2	Total
00:15	71	2	73
00:30	69	5	74
00:45	44	2	46
01:00	40	3	43
Hour Totals	224	12	236
01:15	40	0	40
01:30	41	1	42
01:45	38	1	39
02:00	24	2	26
Hour Totals	143	4	147
02:15	35	1	36
02:30	24	2	26
02:45	33	1	34
03:00	31	0	31
Hour Totals	123	4	127
03:15	44	3	47
03:30	34	0	34
03:45	28	3	31
04:00	35	2	37
Hour Totals	141	8	149
04:15	28	1	29
04:30	20	1	21
04:45	18	2	20
05:00	10	3	13
Hour Totals	76	7	83
05:15	13	2	15
05:30	7	1	8
05:45	22	0	22
06:00	25	7	32
Hour Totals	67	10	77

\*\*\*\*\*

8-125

Greiner, Inc.  
Traffic Counts  
Volume by Lane Report

Page 2

\*\*\*\*\*  
Data File : D1117006.PRN  
Station : 000000000006  
Identification : 000000000006  
\*\*\*\*\*  
Lanes 1-2 are Westbound

Sat - Nov 17, 90

Lane	1	2	Total
06:15	17	3	20
06:30	42	0	42
06:45	36	1	37
07:00	33	5	38
===== Hour Totals	128	9	137
07:15	50	3	53
07:30	41	9	50
07:45	48	10	58
08:00	60	12	72
===== Hour Totals	199	34	233
08:15	59	5	64
08:30	68	8	76
08:45	64	3	67
09:00	57	9	66
===== Hour Totals	248	25	273
09:15	67	6	73
09:30	61	6	67
09:45	72	4	76
10:00	73	7	80
===== Hour Totals	273	23	296
10:15	80	3	83
10:30	94	8	102
10:45	99	8	107
11:00	105	3	108
===== Hour Totals	378	22	400
11:15	95	8	103
11:30	97	7	104
11:45	107	10	117
12:00	104	7	111
===== Hour Totals	403	32	435
12:15	86	8	94
12:30	115	4	119
12:45	106	5	111

\*\*\*\*\*

8-126

Greiner, Inc.  
Traffic Counts  
Volume by Lane Report

Page 2

\*\*\*\*\*  
Data File : D1117006.PRN  
Station : 000000000006  
Identification : 000000000006  
\*\*\*\*\*  
Lanes 1-2 are Westbound  
-----

Sat - Nov 17, 90

Lane	1	2	Total
-----	-----	-----	-----
13:00	107	8	115
=====	=====	=====	=====
Hour Totals	414	25	439
13:15	98	10	108
13:30	91	9	100
13:45	109	8	117
14:00	117	7	124
=====	=====	=====	=====
Hour Totals	415	34	449
14:15	107	11	118
14:30	106	8	114
14:45	116	19	135
15:00	102	6	108
=====	=====	=====	=====
Hour Totals	431	44	475
15:15	113	12	125
15:30	99	7	106
15:45	109	11	120
16:00	91	10	101
=====	=====	=====	=====
Hour Totals	412	40	452
16:15	113	8	121
16:30	118	11	129
16:45	142	9	151
17:00	85	7	92
=====	=====	=====	=====
Hour Totals	458	35	493
17:15	124	10	134
17:30	124	7	131
17:45	119	13	132
18:00	114	10	124
=====	=====	=====	=====
Hour Totals	481	40	521
18:15	126	11	137
18:30	110	7	117
18:45	106	12	118
19:00	90	6	96
=====	=====	=====	=====
Hour Totals	432	36	468

\*\*\*\*\*

8-127

Greiner, Inc.  
Traffic Counts  
Volume by Lane Report

Page 2

\*\*\*\*\*  
Data File : D1117006.PRN  
Station : 000000000006  
Identification : 000000000006  
\*\*\*\*\*  
Lanes 1-2 are Westbound

Sat - Nov 17, 90

Lane	1	2	Total
19:15	95	4	99
19:30	72	15	87
19:45	82	6	88
20:00	69	6	75
=====	=====	=====	=====
Hour Totals	318	31	349
20:15	77	7	84
20:30	61	5	66
20:45	68	4	72
21:00	66	11	77
=====	=====	=====	=====
Hour Totals	272	27	299
21:15	64	5	69
21:30	78	6	84
21:45	76	3	79
22:00	73	10	83
=====	=====	=====	=====
Hour Totals	291	24	315
22:15	60	3	63
22:30	76	9	85
22:45	61	7	68
23:00	63	4	67
=====	=====	=====	=====
Hour Totals	260	23	283
23:15	72	6	78
23:30	65	3	68
23:45	59	2	61
24:00	60	1	61
=====	=====	=====	=====
Hour Totals	256	12	268
=====	=====	=====	=====
Grand Totals	6843	561	7404
Percentages	92.4	7.6	

\*\*\*\*\*

Greiner, Inc.  
Traffic Counts  
Volume by Lane Report

Page 2

\*\*\*\*\*  
Data File : D1118006.PRN  
Station : 000000000006 Count ratio : 2.00  
Identification : 000000000006 Interval : 15 minutes  
Start date : Nov 18, 90 Start time : 00:00  
Stop date : Nov 18, 90 Stop time : 24:00  
City/Town : TAMPA County : HILLSBOROUGH  
Location : DALE MABRY 1=WB ON RAMP 2=FRONTAGE  
\*\*\*\*\*  
Lanes 1-2 are Westbound

Sun - Nov 18, 90

Lane	1	2	Total
00:15	65	3	68
00:30	62	5	67
00:45	71	3	74
01:00	44	7	51
===== Hour Totals	242	18	260
01:15	47	0	47
01:30	38	3	41
01:45	52	2	54
02:00	35	5	40
===== Hour Totals	172	10	182
02:15	32	2	34
02:30	32	3	35
02:45	26	1	27
03:00	48	0	48
===== Hour Totals	138	6	144
03:15	32	1	33
03:30	28	1	29
03:45	29	1	30
04:00	23	1	24
===== Hour Totals	112	4	116
04:15	20	1	21
04:30	16	1	17
04:45	14	1	15
05:00	15	2	17
===== Hour Totals	65	5	70
05:15	10	3	13
05:30	13	1	14
05:45	9	0	9
06:00	12	0	12
===== Hour Totals	44	4	48

\*\*\*\*\*

8-129



Greiner, Inc.  
Traffic Counts  
Volume by Lane Report

Page 2

\*\*\*\*\*  
Data File : D1118006.PRN  
Station : 000000000006  
Identification : 000000000006  
\*\*\*\*\*  
Lanes 1-2 are Westbound

Sun - Nov 18, 90

Lane	1	2	Total
06:15	14	0	14
06:30	16	2	18
06:45	17	2	19
07:00	22	2	24
===== Hour Totals	69	6	75
07:15	21	0	21
07:30	26	3	29
07:45	25	3	28
08:00	24	1	25
===== Hour Totals	96	7	103
08:15	41	2	43
08:30	28	4	32
08:45	45	3	48
09:00	45	2	47
===== Hour Totals	159	11	170
09:15	48	4	52
09:30	46	4	50
09:45	49	2	51
10:00	56	4	60
===== Hour Totals	199	14	213
10:15	49	3	52
10:30	60	4	64
10:45	66	2	68
11:00	75	3	78
===== Hour Totals	250	12	262
11:15	77	5	82
11:30	102	4	106
11:45	91	8	99
12:00	115	4	119
===== Hour Totals	385	21	406
12:15	81	4	85
12:30	105	4	109
12:45	105	5	110

\*\*\*\*\*

Greiner, Inc.  
Traffic Counts  
Volume by Lane Report

Page 2

\*\*\*\*\*  
Data File : D1118006.PRN  
Station : 000000000006  
Identification : 000000000006  
\*\*\*\*\*

Lanes 1-2 are Westbound

Sun - Nov 18, 90

Lane	1	2	Total
-----	-----	-----	-----
13:00	86	3	89
=====	=====	=====	=====
Hour Totals	377	16	393
13:15	95	6	101
13:30	103	12	115
13:45	97	9	106
14:00	75	10	85
=====	=====	=====	=====
Hour Totals	370	37	407
14:15	81	11	92
14:30	80	9	89
14:45	107	5	112
15:00	74	3	77
=====	=====	=====	=====
Hour Totals	342	28	370
15:15	89	2	91
15:30	88	2	90
15:45	87	7	94
16:00	88	7	95
=====	=====	=====	=====
Hour Totals	352	18	370
16:15	78	7	85
16:30	98	6	104
16:45	102	12	114
17:00	101	9	110
=====	=====	=====	=====
Hour Totals	379	34	413
17:15	86	5	91
17:30	84	9	93
17:45	75	8	83
18:00	69	6	75
=====	=====	=====	=====
Hour Totals	314	28	342
18:15	90	3	93
18:30	88	5	93
18:45	65	11	76
19:00	78	5	83
=====	=====	=====	=====
Hour Totals	321	24	345

\*\*\*\*\*

8-131

Greiner, Inc.  
Traffic Counts  
Volume by Lane Report

Page 2

\*\*\*\*\*  
Data File : D1118006.PRN  
Station : 000000000006  
Identification : 000000000006  
\*\*\*\*\*  
Lanes 1-2 are Westbound

Sun - Nov 18, 90

Lane	1	2	Total
19:15	57	8	65
19:30	52	4	56
19:45	69	5	74
20:00	53	7	60
=====	=====	=====	=====
Hour Totals	231	24	255
20:15	57	4	61
20:30	52	5	57
20:45	46	5	51
21:00	52	6	58
=====	=====	=====	=====
Hour Totals	207	20	227
21:15	42	4	46
21:30	44	10	54
21:45	39	4	43
22:00	31	4	35
=====	=====	=====	=====
Hour Totals	156	22	178
22:15	36	3	39
22:30	30	3	33
22:45	25	2	27
23:00	26	3	29
=====	=====	=====	=====
Hour Totals	117	11	128
23:15	23	2	25
23:30	30	3	33
23:45	29	1	30
24:00	17	0	17
=====	=====	=====	=====
Hour Totals	99	6	105
=====	=====	=====	=====
Grand Totals	5196	386	5582
Percentages	93.1	6.9	

\*\*\*\*\*

Greiner, Inc.  
Traffic Counts

Volume by Lane Report

Page 2

\*\*\*\*\*  
Data File : D1119009.PRN  
Station : 000000000006 Count ratio : 2.00  
Identification : 000000000006 Interval : 15 minutes  
Start date : Nov 19, 90 Start time : 00:00  
Stop date : Nov 19, 90 Stop time : 24:00  
City/Town : TAMPA County : HILLSBOROUGH  
Location : DALE MABRY 1=WB ON RAMP 2=FRONTAGE  
\*\*\*\*\*

Lanes 1-2 are Westbound  
-----

Mon - Nov 19, 90

Lane	1	2	Total
-----	-----	-----	-----
00:15	22	1	23
00:30	12	1	13
00:45	14	0	14
01:00	10	2	12
=====	=====	=====	=====
Hour Totals	58	4	62
01:15	11	0	11
01:30	10	0	10
01:45	13	0	13
02:00	15	2	17
=====	=====	=====	=====
Hour Totals	49	2	51
02:15	14	1	15
02:30	6	1	7
02:45	5	0	5
03:00	7	1	8
=====	=====	=====	=====
Hour Totals	32	3	35
03:15	10	3	13
03:30	6	1	7
03:45	10	1	11
04:00	14	0	14
=====	=====	=====	=====
Hour Totals	40	5	45
04:15	6	2	8
04:30	10	0	10
04:45	10	1	11
05:00	22	3	25
=====	=====	=====	=====
Hour Totals	48	6	54
05:15	23	2	25
05:30	26	7	33
05:45	33	10	43
06:00	24	20	44
=====	=====	=====	=====
Hour Totals	106	39	145

\*\*\*\*\*

8-133

Greiner, Inc.  
Traffic Counts  
Volume by Lane Report

Page 2

\*\*\*\*\*  
Data File : D1119009.PRN  
Station : 000000000006  
Identification : 000000000006  
\*\*\*\*\*  
Lanes 1-2 are Westbound

Mon - Nov 19, 90

Lane	1	2	Total
06:15	51	7	58
06:30	83	15	98
06:45	103	28	131
07:00	97	32	129
===== Hour Totals	334	82	416
07:15	117	27	144
07:30	130	26	156
07:45	148	53	201
08:00	132	60	192
===== Hour Totals	527	166	693
08:15	128	42	170
08:30	138	23	161
08:45	110	18	128
09:00	108	12	120
===== Hour Totals	484	95	579
09:15	95	11	106
09:30	93	10	103
09:45	84	11	95
10:00	78	14	92
===== Hour Totals	350	46	396
10:15	96	11	107
10:30	83	15	98
10:45	101	9	110
11:00	102	10	112
===== Hour Totals	382	45	427
11:15	105	13	118
11:30	104	16	120
11:45	119	20	139
12:00	106	19	125
===== Hour Totals	434	68	502
12:15	113	14	127
12:30	126	12	138
12:45	128	9	137

\*\*\*\*\*

8-134

Greiner, Inc.  
Traffic Counts  
Volume by Lane Report

Page 3

\*\*\*\*\*  
Data File : D1119009.PRN  
Station : 000000000006  
Identification : 000000000006  
\*\*\*\*\*  
Lanes 1-2 are Westbound

Mon - Nov 19, 90

Lane	1	2	Total
13:00	127	19	146
Hour Totals	494	54	548
13:15	108	19	127
13:30	116	13	129
13:45	122	32	154
14:00	118	18	136
Hour Totals	464	82	546
14:15	138	24	162
14:30	92	14	106
14:45	105	10	115
15:00	110	19	129
Hour Totals	445	67	512
15:15	124	19	143
15:30	112	12	124
15:45	148	17	165
16:00	123	14	137
Hour Totals	507	62	569
16:15	118	22	140
16:30	124	15	139
16:45	141	15	156
17:00	111	16	127
Hour Totals	494	68	562
17:15	109	20	129
17:30	129	22	151
17:45	111	20	131
18:00	110	11	121
Hour Totals	459	73	532
18:15	124	3	127
18:30	103	12	115
18:45	97	4	101
19:00	102	13	115
Hour Totals	426	32	458

\*\*\*\*\*

8-135

Greiner, Inc.  
Traffic Counts  
Volume by Lane Report

Page 2

\*\*\*\*\*  
Data File : D1119009.PRN  
Station : 000000000006  
Identification : 000000000006  
\*\*\*\*\*  
Lanes 1-2 are Westbound

Mon - Nov 19, 90

Lane	1	2	Total
-----	-----	-----	-----
19:15	99	7	106
19:30	87	13	100
19:45	70	7	77
20:00	66	6	72
=====	=====	=====	=====
Hour Totals	322	33	355
20:15	105	6	111
20:30	51	3	54
20:45	68	6	74
21:00	66	3	69
=====	=====	=====	=====
Hour Totals	290	18	308
21:15	66	7	73
21:30	79	6	85
21:45	52	3	55
22:00	59	2	61
=====	=====	=====	=====
Hour Totals	256	18	274
22:15	43	1	44
22:30	48	3	51
22:45	50	4	54
23:00	36	2	38
=====	=====	=====	=====
Hour Totals	177	10	187
23:15	40	2	42
23:30	40	1	41
23:45	29	1	30
24:00	20	0	20
=====	=====	=====	=====
Hour Totals	129	4	133
=====	=====	=====	=====
Grand Totals	7307	1082	8389
Percentages	87.1	12.9	

\*\*\*\*\*

Greiner, Inc.  
Traffic Counts  
Volume by Lane Report

Page

\*\*\*\*\*  
Data File : D1120005.PRN  
Station : 000000000006  
Identification : 000000000006  
Start date : Nov 20, 90  
Stop date : Nov 20, 90  
City/Town : TAMPA  
Location : DALE MABRY 1=WB ON RAMP 2=FRONTAGE  
Count ratio : 2.00  
Interval : 15 minutes  
Start time : 00:00  
Stop time : 24:00  
County : HILLSBOROUGH  
\*\*\*\*\*  
Lanes 1-2 are Westbound

Tue - Nov 20, 90

Lane	1	2	Total
00:15	32	1	33
00:30	20	2	22
00:45	16	1	17
01:00	8	0	8
===== Hour Totals	76	4	80
01:15	9	0	9
01:30	14	0	14
01:45	8	0	8
02:00	14	1	15
===== Hour Totals	45	1	46
02:15	11	0	11
02:30	8	2	10
02:45	9	0	9
03:00	10	1	11
===== Hour Totals	38	3	41
03:15	5	2	7
03:30	15	1	16
03:45	8	1	9
04:00	11	2	13
===== Hour Totals	39	6	45
04:15	5	2	7
04:30	11	1	12
04:45	14	2	16
05:00	12	2	14
===== Hour Totals	42	7	49
05:15	22	3	25
05:30	25	7	32
05:45	21	13	34
06:00	27	20	47
===== Hour Totals	95	43	138

\*\*\*\*\*



Greiner, Inc.  
Traffic Counts  
Volume by Lane Report

Page 1

\*\*\*\*\*  
Data File : D1120005.PRN  
Station : 000000000006  
Identification : 000000000006  
\*\*\*\*\*

Lanes 1-2 are Westbound

Tue - Nov 20, 90

Lane	1	2	Total
06:15	53	8	61
06:30	60	19	79
06:45	93	28	121
07:00	116	27	143
===== Hour Totals	322	82	404
07:15	112	28	140
07:30	131	35	166
07:45	151	43	194
08:00	133	67	200
===== Hour Totals	527	173	700
08:15	128	28	156
08:30	123	21	144
08:45	133	21	154
09:00	135	15	150
===== Hour Totals	519	85	604
09:15	80	16	96
09:30	116	15	131
09:45	100	12	112
10:00	96	11	107
===== Hour Totals	392	54	446
10:15	103	5	108
10:30	109	8	117
10:45	117	12	129
11:00	119	15	134
===== Hour Totals	448	40	488
11:15	103	9	112
11:30	101	16	117
11:45	101	9	110
12:00	130	19	149
===== Hour Totals	435	53	488
12:15	107	16	123
12:30	109	30	139
12:45	112	22	134

\*\*\*\*\*

Greiner, Inc.  
Traffic Counts  
Volume by Lane Report

Page 1

\*\*\*\*\*  
Data File : D1120005.PRN  
Station : 000000000006  
Identification : 000000000006  
\*\*\*\*\*  
Lanes 1-2 are Westbound

Tue - Nov 20, 90

Lane	1	2	Total
-----	-----	-----	-----
13:00	109	18	127
=====	=====	=====	=====
Hour Totals	437	86	523
13:15	122	19	141
13:30	122	23	145
13:45	112	17	129
14:00	122	16	138
=====	=====	=====	=====
Hour Totals	478	75	553
14:15	155	16	171
14:30	106	14	120
14:45	117	18	135
15:00	105	11	116
=====	=====	=====	=====
Hour Totals	483	59	542
15:15	116	13	129
15:30	121	11	132
15:45	127	18	145
16:00	123	13	136
=====	=====	=====	=====
Hour Totals	487	55	542
16:15	130	19	149
16:30	121	15	136
16:45	125	11	136
17:00	124	21	145
=====	=====	=====	=====
Hour Totals	500	66	566
17:15	122	16	138
17:30	130	14	144
17:45	106	16	122
18:00	137	15	152
=====	=====	=====	=====
Hour Totals	495	61	556
18:15	104	11	115
18:30	105	15	120
18:45	103	9	112
19:00	108	11	119
=====	=====	=====	=====
Hour Totals	420	46	466

\*\*\*\*\*

8-139

Greiner, Inc.  
Traffic Counts  
Volume by Lane Report

Page 2

\*\*\*\*\*  
Data File : D1120005.PRN  
Station : 000000000006  
Identification : 000000000006  
\*\*\*\*\*  
Lanes 1-2 are Westbound

Tue - Nov 20, 90

Lane	1	2	Total
19:15	97	7	104
19:30	94	5	99
19:45	85	10	95
20:00	76	8	84
=====	=====	=====	=====
Hour Totals	352	30	382
20:15	79	6	85
20:30	75	9	84
20:45	67	13	80
21:00	53	5	58
=====	=====	=====	=====
Hour Totals	274	33	307
21:15	75	9	84
21:30	73	1	74
21:45	62	6	68
22:00	60	5	65
=====	=====	=====	=====
Hour Totals	270	21	291
22:15	57	7	64
22:30	53	1	54
22:45	35	2	37
23:00	36	1	37
=====	=====	=====	=====
Hour Totals	181	11	192
23:15	48	4	52
23:30	35	3	38
23:45	29	4	33
24:00	20	3	23
=====	=====	=====	=====
Hour Totals	132	14	146
=====	=====	=====	=====
Grand Totals	7487	1108	8595
Percentages	87.1	12.9	

\*\*\*\*\*



Greiner, Inc.  
Traffic Counts  
Volume by Lane Report

Page : 1

\*\*\*\*\*  
Data File : D1114010.PRN  
Station : 0000000000012 Count ratio : 2.00  
Identification : 0000000000012 Interval : 15 minutes  
Start date : Nov 14, 90 Start time : 00:00  
Stop date : Nov 14, 90 Stop time : 24:00  
City/Town : TAMPA County : HILLSBOROUGH  
Location : DALE MABRY NB APPROACH to I-275 (NB)  
\*\*\*\*\*  
Lanes 1-1 are Northbound  
-----

Wed - Nov 14, 90

Lane	1	Total
00:15	105	105
00:30	99	99
00:45	80	80
01:00	91	91
=====	=====	=====
Hour Totals	375	375
01:15	69	69
01:30	53	53
01:45	42	42
02:00	36	36
=====	=====	=====
Hour Totals	200	200
02:15	41	41
02:30	46	46
02:45	38	38
03:00	42	42
=====	=====	=====
Hour Totals	167	167
03:15	29	29
03:30	37	37
03:45	29	29
04:00	21	21
=====	=====	=====
Hour Totals	116	116
04:15	38	38
04:30	37	37
04:45	46	46
05:00	57	57
=====	=====	=====
Hour Totals	178	178
05:15	52	52
05:30	55	55
05:45	74	74
06:00	96	96
=====	=====	=====
Hour Totals	277	277

\*\*\*\*\*

8-141

Greiner, Inc.  
Traffic Counts  
Volume by Lane Report

Page 2

\*\*\*\*\*  
Data File : D1114010.PRN  
Station : 000000000012  
Identification : 000000000012  
\*\*\*\*\*

Lanes 1-1 are Northbound

Wed - Nov 14, 90

Lane	1	Total
06:15	108	108
06:30	157	157
06:45	200	200
07:00	260	260
=====	=====	=====
Hour Totals	725	725
07:15	289	289
07:30	334	334
07:45	395	395
08:00	416	416
=====	=====	=====
Hour Totals	1434	1434
08:15	413	413
08:30	398	398
08:45	423	423
09:00	373	373
=====	=====	=====
Hour Totals	1607	1607
09:15	358	358
09:30	337	337
09:45	363	363
10:00	391	391
=====	=====	=====
Hour Totals	1449	1449
10:15	352	352
10:30	385	385
10:45	413	413
11:00	439	439
=====	=====	=====
Hour Totals	1589	1589
11:15	426	426
11:30	429	429
11:45	437	437
12:00	486	486
=====	=====	=====
Hour Totals	1778	1778
12:15	483	483
12:30	519	519
12:45	507	507

\*\*\*\*\*

8-142

Greiner, Inc.  
Traffic Counts  
Volume by Lane Report

Page

\*\*\*\*\*  
Data File : D1114010.PRN  
Station : 000000000012  
Identification : 000000000012  
\*\*\*\*\*  
Lanes 1-1 are Northbound  
-----

Wed - Nov 14, 90

Lane	1	Total
-----	-----	-----
13:00	497	497
=====	=====	=====
Hour Totals	2006	2006
13:15	457	457
13:30	472	472
13:45	511	511
14:00	474	474
=====	=====	=====
Hour Totals	1914	1914
14:15	522	522
14:30	482	482
14:45	536	536
15:00	482	482
=====	=====	=====
Hour Totals	2022	2022
15:15	510	510
15:30	509	509
15:45	485	485
16:00	527	527
=====	=====	=====
Hour Totals	2031	2031
16:15	465	465
16:30	515	515
16:45	539	539
17:00	502	502
=====	=====	=====
Hour Totals	2021	2021
17:15	535	535
17:30	551	551
17:45	473	473
18:00	476	476
=====	=====	=====
Hour Totals	2035	2035
18:15	510	510
18:30	430	430
18:45	469	469
19:00	406	406
=====	=====	=====
Hour Totals	1815	1815

\*\*\*\*\*

8-143

Greiner, Inc.  
Traffic Counts  
Volume by Lane Report

Page 4

\*\*\*\*\*  
Data File : D1114010.PRN  
Station : 000000000012  
Identification : 000000000012  
\*\*\*\*\*

Lanes 1-1 are Northbound

Wed - Nov 14, 90

Lane	1	Total
19:15	397	397
19:30	334	334
19:45	355	355
20:00	346	346
===== Hour Totals	1432	1432
20:15	342	342
20:30	302	302
20:45	289	289
21:00	246	246
===== Hour Totals	1179	1179
21:15	291	291
21:30	294	294
21:45	255	255
22:00	258	258
===== Hour Totals	1098	1098
22:15	290	290
22:30	217	217
22:45	223	223
23:00	184	184
===== Hour Totals	914	914
23:15	159	159
23:30	166	166
23:45	178	178
24:00	134	134
===== Hour Totals	637	637
===== Grand Totals	28999	28999
Percentages	100.0	

\*\*\*\*\*



Greiner, Inc.  
Traffic Counts  
Volume by Lane Report

Page 3

\*\*\*\*\*

Data File : D1115008.PRN  
Station : 000000000012 Count ratio : 2.00  
Identification : 000000000012 Interval : 15 minutes  
Start date : Nov 15, 90 Start time : 00:00  
Stop date : Nov 15, 90 Stop time : 24:00  
City/Town : TAMPA County : HILLSBOROUGH  
Location : DALE MABRY NB APPROACH to I-275 (NB)

\*\*\*\*\*

Lanes 1-1 are Northbound

-----  
Thu - Nov 15, 90

Lane	1	Total
-----	-----	-----
00:15	117	117
00:30	121	121
00:45	87	87
01:00	84	84
=====	=====	=====
Hour Totals	409	409
01:15	99	99
01:30	62	62
01:45	75	75
02:00	48	48
=====	=====	=====
Hour Totals	284	284
02:15	46	46
02:30	67	67
02:45	43	43
03:00	51	51
=====	=====	=====
Hour Totals	207	207
03:15	43	43
03:30	37	37
03:45	33	33
04:00	18	18
=====	=====	=====
Hour Totals	131	131
04:15	32	32
04:30	47	47
04:45	45	45
05:00	49	49
=====	=====	=====
Hour Totals	173	173
05:15	52	52
05:30	71	71
05:45	85	85
06:00	94	94
=====	=====	=====
Hour Totals	302	302

\*\*\*\*\*

8-145

Greiner, Inc.  
Traffic Counts  
Volume by Lane Report

Page 2

\*\*\*\*\*  
Data File : D1115008.PRN  
Station : 000000000012  
Identification : 000000000012  
\*\*\*\*\*

Lanes 1-1 are Northbound

Thu - Nov 15, 90

Lane	1	Total
06:15	112	112
06:30	152	152
06:45	187	187
07:00	253	253
=====	=====	=====
Hour Totals	704	704

07:15	262	262
07:30	347	347
07:45	381	381
08:00	459	459
=====	=====	=====
Hour Totals	1449	1449

08:15	404	404
08:30	373	373
08:45	379	379
09:00	361	361
=====	=====	=====
Hour Totals	1517	1517

09:15	356	356
09:30	349	349
09:45	355	355
10:00	362	362
=====	=====	=====
Hour Totals	1422	1422

10:15	423	423
10:30	385	385
10:45	437	437
11:00	410	410
=====	=====	=====
Hour Totals	1655	1655

11:15	417	417
11:30	470	470
11:45	453	453
12:00	456	456
=====	=====	=====
Hour Totals	1796	1796

12:15	487	487
12:30	492	492
12:45	552	552

\*\*\*\*\*

8-146

Greiner, Inc.  
Traffic Counts  
Volume by Lane Report

Page 2

\*\*\*\*\*  
Data File : D1115008.PRN  
Station : 000000000012  
Identification : 000000000012  
\*\*\*\*\*

Lanes 1-1 are Northbound

Thu - Nov 15, 90	1	Total
Lane		
-----	-----	-----
13:00	472	472
=====	=====	=====
Hour Totals	2003	2003
13:15	491	491
13:30	513	513
13:45	501	501
14:00	491	491
=====	=====	=====
Hour Totals	1996	1996
14:15	453	453
14:30	519	519
14:45	488	488
15:00	481	481
=====	=====	=====
Hour Totals	1941	1941
15:15	489	489
15:30	499	499
15:45	495	495
16:00	512	512
=====	=====	=====
Hour Totals	1995	1995
16:15	449	449
16:30	456	456
16:45	554	554
17:00	507	507
=====	=====	=====
Hour Totals	1966	1966
17:15	580	580
17:30	524	524
17:45	500	500
18:00	499	499
=====	=====	=====
Hour Totals	2103	2103
18:15	477	477
18:30	422	422
18:45	397	397
19:00	347	347
=====	=====	=====
Hour Totals	1643	1643

\*\*\*\*\*

8-147

Greiner, Inc.  
Traffic Counts  
Volume by Lane Report

Page 2

\*\*\*\*\*  
Data File : D1115008.PRN  
Station : 000000000012  
Identification : 000000000012  
\*\*\*\*\*  
Lanes 1-1 are Northbound

-----  
Thu - Nov 15, 90

Lane	1	Total
-----	-----	-----
19:15	306	306
19:30	287	287
19:45	270	270
20:00	267	267
=====	=====	=====
Hour Totals	1130	1130
20:15	266	266
20:30	228	228
20:45	206	206
21:00	221	221
=====	=====	=====
Hour Totals	921	921
21:15	278	278
21:30	222	222
21:45	251	251
22:00	191	191
=====	=====	=====
Hour Totals	942	942
22:15	203	203
22:30	195	195
22:45	191	191
23:00	183	183
=====	=====	=====
Hour Totals	772	772
23:15	201	201
23:30	163	163
23:45	216	216
24:00	154	154
=====	=====	=====
Hour Totals	734	734
=====	=====	=====
Grand Totals	28195	28195
Percentages	100.0	

\*\*\*\*\*

Greiner, Inc.  
Traffic Counts  
Volume by Lane Report

Page

\*\*\*\*\*  
Data File : D1116001.PRN  
Station : 000000000012 Count ratio : 2.00  
Identification : 000000000012 Interval : 15 minutes  
Start date : Nov 16, 90 Start time : 00:00  
Stop date : Nov 16, 90 Stop time : 24:00  
City/Town : TAMPA County : HILLSBOROUGH  
Location : DALE MABRY NB APPROACH to I-275 (NB)  
\*\*\*\*\*  
Lanes 1-1 are Northbound  
-----

Fri - Nov 16, 90

Lane	1	Total
00:15	132	132
00:30	115	115
00:45	107	107
01:00	88	88
=====	=====	=====
Hour Totals	442	442
01:15	90	90
01:30	84	84
01:45	59	59
02:00	56	56
=====	=====	=====
Hour Totals	289	289
02:15	65	65
02:30	44	44
02:45	43	43
03:00	48	48
=====	=====	=====
Hour Totals	200	200
03:15	53	53
03:30	47	47
03:45	39	39
04:00	45	45
=====	=====	=====
Hour Totals	184	184
04:15	44	44
04:30	46	46
04:45	52	52
05:00	47	47
=====	=====	=====
Hour Totals	189	189
05:15	49	49
05:30	69	69
05:45	78	78
06:00	86	86
=====	=====	=====
Hour Totals	282	282

\*\*\*\*\*

8-149

Greiner, Inc.  
Traffic Counts  
Volume by Lane Report

Page 1

\*\*\*\*\*  
Data File : D1116001.PRN  
Station : 000000000012  
Identification : 000000000012  
\*\*\*\*\*  
Lanes 1-1 are Northbound

Fri - Nov 16, 90

Lane	1	Total
06:15	108	108
06:30	163	163
06:45	192	192
07:00	243	243
===== Hour Totals	706	706
07:15	262	262
07:30	309	309
07:45	412	412
08:00	388	388
===== Hour Totals	1371	1371
08:15	444	444
08:30	413	413
08:45	378	378
09:00	346	346
===== Hour Totals	1581	1581
09:15	317	317
09:30	376	376
09:45	390	390
10:00	399	399
===== Hour Totals	1482	1482
10:15	394	394
10:30	397	397
10:45	428	428
11:00	430	430
===== Hour Totals	1649	1649
11:15	451	451
11:30	472	472
11:45	458	458
12:00	488	488
===== Hour Totals	1869	1869
12:15	450	450
12:30	508	508
12:45	532	532

\*\*\*\*\*

Greiner, Inc.  
Traffic Counts  
Volume by Lane Report

Page 1

\*\*\*\*\*  
Data File : D1116001.PRN  
Station : 000000000012  
Identification : 000000000012  
\*\*\*\*\*

Lanes 1-1 are Northbound

Fri - Nov 16, 90

Lane	1	Total
-----	-----	-----
13:00	505	505
=====	=====	=====
Hour Totals	1995	1995
13:15	486	486
13:30	507	507
13:45	506	506
14:00	505	505
=====	=====	=====
Hour Totals	2004	2004
14:15	466	466
14:30	459	459
14:45	517	517
15:00	503	503
=====	=====	=====
Hour Totals	1945	1945
15:15	515	515
15:30	513	513
15:45	524	524
16:00	453	453
=====	=====	=====
Hour Totals	2005	2005
16:15	433	433
16:30	497	497
16:45	470	470
17:00	492	492
=====	=====	=====
Hour Totals	1892	1892
17:15	572	572
17:30	492	492
17:45	459	459
18:00	466	466
=====	=====	=====
Hour Totals	1989	1989
18:15	481	481
18:30	478	478
18:45	429	429
19:00	418	418
=====	=====	=====
Hour Totals	1806	1806

\*\*\*\*\*

8-151

Greiner, Inc.  
Traffic Counts  
Volume by Lane Report

Page

\*\*\*\*\*  
Data File : D1116001.PRN  
Station : 000000000012  
Identification : 000000000012  
\*\*\*\*\*  
Lanes 1-1 are Northbound

Fri - Nov 16, 90

Lane	1	Total
19:15	415	415
19:30	379	379
19:45	359	359
20:00	353	353
=====	=====	=====
Hour Totals	1506	1506
20:15	365	365
20:30	296	296
20:45	325	325
21:00	307	307
=====	=====	=====
Hour Totals	1293	1293
21:15	318	318
21:30	297	297
21:45	334	334
22:00	350	350
=====	=====	=====
Hour Totals	1299	1299
22:15	317	317
22:30	290	290
22:45	297	297
23:00	282	282
=====	=====	=====
Hour Totals	1186	1186
23:15	281	281
23:30	259	259
23:45	267	267
24:00	292	292
=====	=====	=====
Hour Totals	1099	1099
=====	=====	=====
Grand Totals	30263	30263
Percentages	100.0	

\*\*\*\*\*



Greiner, Inc.  
Traffic Counts  
Volume by Lane Report

Page

\*\*\*\*\*  
Data File : D1117001.PRN  
Station : 000000000012 Count ratio : 2.00  
Identification : 000000000012 Interval : 15 minutes  
Start date : Nov 17, 90 Start time : 00:00  
Stop date : Nov 17, 90 Stop time : 24:00  
City/Town : TAMPA County : HILLSBOROUGH  
Location : DALE MABRY NB APPROACH to I-275 (NB)  
\*\*\*\*\*  
Lanes 1-1 are Northbound  
-----

Sat - Nov 17, 90

Lane	1	Total
00:15	230	230
00:30	260	260
00:45	207	207
01:00	185	185
=====	=====	=====
Hour Totals	882	882
01:15	127	127
01:30	143	143
01:45	115	115
02:00	122	122
=====	=====	=====
Hour Totals	507	507
02:15	117	117
02:30	101	101
02:45	100	100
03:00	93	93
=====	=====	=====
Hour Totals	411	411
03:15	84	84
03:30	85	85
03:45	48	48
04:00	55	55
=====	=====	=====
Hour Totals	272	272
04:15	50	50
04:30	60	60
04:45	48	48
05:00	63	63
=====	=====	=====
Hour Totals	221	221
05:15	59	59
05:30	44	44
05:45	59	59
06:00	53	53
=====	=====	=====
Hour Totals	215	215

\*\*\*\*\*

8-153

Greiner, Inc.  
Traffic Counts  
Volume by Lane Report

Page

\*\*\*\*\*  
Data File : D1117001.PRN  
Station : 000000000012  
Identification : 000000000012  
\*\*\*\*\*  
Lanes 1-1 are Northbound

Sat - Nov 17, 90

Lane	1	Total
06:15	68	68
06:30	96	96
06:45	105	105
07:00	118	118
=====	=====	=====
Hour Totals	387	387
07:15	153	153
07:30	155	155
07:45	184	184
08:00	177	177
=====	=====	=====
Hour Totals	669	669
08:15	170	170
08:30	199	199
08:45	263	263
09:00	269	269
=====	=====	=====
Hour Totals	901	901
09:15	281	281
09:30	287	287
09:45	302	302
10:00	343	343
=====	=====	=====
Hour Totals	1213	1213
10:15	348	348
10:30	343	343
10:45	421	421
11:00	395	395
=====	=====	=====
Hour Totals	1507	1507
11:15	397	397
11:30	411	411
11:45	359	359
12:00	401	401
=====	=====	=====
Hour Totals	1568	1568
12:15	419	419
12:30	422	422
12:45	421	421

\*\*\*\*\*

Greiner, Inc.  
Traffic Counts  
Volume by Lane Report

Page

\*\*\*\*\*  
Data File : D1117001.PRN  
Station : 000000000012  
Identification : 000000000012  
\*\*\*\*\*

Lanes 1-1 are Northbound

Sat - Nov 17, 90	1	Total
Lane		
-----	-----	-----
13:00	480	480
=====	=====	=====
Hour Totals	1742	1742
13:15	389	389
13:30	475	475
13:45	464	464
14:00	392	392
=====	=====	=====
Hour Totals	1720	1720
14:15	420	420
14:30	423	423
14:45	440	440
15:00	431	431
=====	=====	=====
Hour Totals	1714	1714
15:15	401	401
15:30	414	414
15:45	416	416
16:00	383	383
=====	=====	=====
Hour Totals	1614	1614
16:15	409	409
16:30	390	390
16:45	379	379
17:00	390	390
=====	=====	=====
Hour Totals	1568	1568
17:15	379	379
17:30	338	338
17:45	376	376
18:00	356	356
=====	=====	=====
Hour Totals	1449	1449
18:15	326	326
18:30	334	334
18:45	337	337
19:00	331	331
=====	=====	=====
Hour Totals	1328	1328

\*\*\*\*\*

Greiner, Inc.  
Traffic Counts  
Volume by Lane Report

Page

```
*****
Data File      : D1117001.PRN
Station       : 000000000012
Identification : 000000000012
*****
Lanes 1-1 are Northbound
```

Sat - Nov 17, 90

Lane	1	Total
19:15	330	330
19:30	320	320
19:45	303	303
20:00	309	309
=====	=====	=====
Hour Totals	1262	1262
20:15	285	285
20:30	271	271
20:45	276	276
21:00	254	254
=====	=====	=====
Hour Totals	1086	1086
21:15	276	276
21:30	301	301
21:45	253	253
22:00	306	306
=====	=====	=====
Hour Totals	1136	1136
22:15	260	260
22:30	392	392
22:45	326	326
23:00	272	272
=====	=====	=====
Hour Totals	1250	1250
23:15	245	245
23:30	288	288
23:45	271	271
24:00	248	248
=====	=====	=====
Hour Totals	1052	1052
Grand Totals	25674	25674
Percentages	100.0	

\*\*\*\*\*

Greiner, Inc.  
Traffic Counts  
Volume by Lane Report

Page 1

```
*****
Data File       : D1118001.PRN
Station        : 0000000000012          Count ratio : 2.00
Identification : 0000000000012          Interval    : 15 minutes
Start date     : Nov 18, 90              Start time   : 00:00
Stop date      : Nov 18, 90              Stop time    : 24:00
City/Town      : TAMPA                   County       : HILLSBOROUGH
Location       : DALE MABRY NB APPROACH to I-275 (NB)
*****
Lanes 1-1 are Northbound
*****
```

Sun - Nov 18, 90

Lane	1	Total
00:15	243	243
00:30	222	222
00:45	201	201
01:00	159	159
Hour Totals	825	825
01:15	144	144
01:30	147	147
01:45	145	145
02:00	123	123
Hour Totals	559	559
02:15	108	108
02:30	87	87
02:45	96	96
03:00	111	111
Hour Totals	402	402
03:15	86	86
03:30	111	111
03:45	59	59
04:00	44	44
Hour Totals	300	300
04:15	47	47
04:30	45	45
04:45	42	42
05:00	37	37
Hour Totals	171	171
05:15	27	27
05:30	12	12
05:45	29	29
06:00	33	33
Hour Totals	101	101

\*\*\*\*\*

Greiner, Inc.  
Traffic Counts  
Volume by Lane Report

Page

\*\*\*\*\*  
Data File : D1118001.PRN  
Station : 000000000012  
Identification : 000000000012  
\*\*\*\*\*  
Lanes 1-1 are Northbound

Sun - Nov 18, 90

Lane	1	Total
06:15	36	36
06:30	37	37
06:45	49	49
07:00	58	58
===== Hour Totals	180	180
07:15	67	67
07:30	85	85
07:45	69	69
08:00	87	87
===== Hour Totals	308	308
08:15	112	112
08:30	113	113
08:45	133	133
09:00	128	128
===== Hour Totals	486	486
09:15	159	159
09:30	164	164
09:45	203	203
10:00	174	174
===== Hour Totals	700	700
10:15	211	211
10:30	218	218
10:45	202	202
11:00	238	238
===== Hour Totals	869	869
11:15	287	287
11:30	252	252
11:45	302	302
12:00	317	317
===== Hour Totals	1158	1158
12:15	326	326
12:30	368	368
12:45	370	370

\*\*\*\*\*

Greiner, Inc.  
Traffic Counts  
Volume by Lane Report

Page

\*\*\*\*\*  
Data File : D1118001.PRN  
Station : 000000000012  
Identification : 000000000012  
\*\*\*\*\*

Lanes 1-1 are Northbound

Sun - Nov 18, 90

Lane	1	Total
-----	-----	-----
13:00	353	353
=====	=====	=====
Hour Totals	1417	1417
13:15	326	326
13:30	337	337
13:45	365	365
14:00	350	350
=====	=====	=====
Hour Totals	1378	1378
14:15	344	344
14:30	389	389
14:45	328	328
15:00	365	365
=====	=====	=====
Hour Totals	1426	1426
15:15	366	366
15:30	336	336
15:45	336	336
16:00	335	335
=====	=====	=====
Hour Totals	1373	1373
16:15	312	312
16:30	295	295
16:45	295	295
17:00	282	282
=====	=====	=====
Hour Totals	1184	1184
17:15	263	263
17:30	261	261
17:45	305	305
18:00	259	259
=====	=====	=====
Hour Totals	1088	1088
18:15	257	257
18:30	268	268
18:45	246	246
19:00	244	244
=====	=====	=====
Hour Totals	1015	1015

\*\*\*\*\*

Greiner, Inc.  
Traffic Counts  
Volume by Lane Report

Page

\*\*\*\*\*  
Data File : D1118001.PRN  
Station : 000000000012  
Identification : 000000000012  
\*\*\*\*\*  
Lanes 1-1 are Northbound

Sun - Nov 18, 90

Lane	1	Total
19:15	253	253
19:30	192	192
19:45	231	231
20:00	200	200
=====	=====	=====
Hour Totals	876	876
20:15	178	178
20:30	178	178
20:45	160	160
21:00	152	152
=====	=====	=====
Hour Totals	668	668
21:15	145	145
21:30	161	161
21:45	140	140
22:00	167	167
=====	=====	=====
Hour Totals	613	613
22:15	127	127
22:30	131	131
22:45	102	102
23:00	105	105
=====	=====	=====
Hour Totals	465	465
23:15	108	108
23:30	92	92
23:45	94	94
24:00	76	76
=====	=====	=====
Hour Totals	370	370
=====	=====	=====
Grand Totals	17932	17932
Percentages	100.0	

\*\*\*\*\*



Greiner, Inc.  
Traffic Counts  
Volume by Lane Report

Page

\*\*\*\*\*  
Data File : D1119004.PRN  
Station : 000000000012 Count ratio : 2.00  
Identification : 000000000012 Interval : 15 minutes  
Start date : Nov 19, 90 Start time : 00:00  
Stop date : Nov 19, 90 Stop time : 24:00  
City/Town : TAMPA County : HILLSBOROUGH  
Location : DALE MABRY NB APPROACH to I-275 (NB)  
\*\*\*\*\*

Lanes 1-1 are Northbound  
-----

Mon - Nov 19, 90

Lane	1	Total
00:15	81	81
00:30	71	71
00:45	68	68
01:00	37	37
=====	=====	=====
Hour Totals	257	257
01:15	48	48
01:30	47	47
01:45	38	38
02:00	40	40
=====	=====	=====
Hour Totals	173	173
02:15	43	43
02:30	47	47
02:45	41	41
03:00	41	41
=====	=====	=====
Hour Totals	172	172
03:15	23	23
03:30	43	43
03:45	30	30
04:00	34	34
=====	=====	=====
Hour Totals	130	130
04:15	31	31
04:30	30	30
04:45	48	48
05:00	47	47
=====	=====	=====
Hour Totals	156	156
05:15	48	48
05:30	53	53
05:45	80	80
06:00	96	96
=====	=====	=====
Hour Totals	277	277

\*\*\*\*\*

Greiner, Inc.  
Traffic Counts  
Volume by Lane Report

Page

\*\*\*\*\*  
Data File : D1119004.PRN  
Station : 000000000012  
Identification : 000000000012  
\*\*\*\*\*  
Lanes 1-1 are Northbound

Mon - Nov 19, 90

Lane	1	Total
06:15	105	105
06:30	145	145
06:45	219	219
07:00	220	220
=====	=====	=====
Hour Totals	689	689
07:15	255	255
07:30	318	318
07:45	370	370
08:00	363	363
=====	=====	=====
Hour Totals	1306	1306
08:15	338	338
08:30	382	382
08:45	341	341
09:00	349	349
=====	=====	=====
Hour Totals	1410	1410
09:15	326	326
09:30	332	332
09:45	378	378
10:00	354	354
=====	=====	=====
Hour Totals	1390	1390
10:15	360	360
10:30	373	373
10:45	423	423
11:00	371	371
=====	=====	=====
Hour Totals	1527	1527
11:15	400	400
11:30	402	402
11:45	422	422
12:00	467	467
=====	=====	=====
Hour Totals	1691	1691
12:15	432	432
12:30	469	469
12:45	423	423

\*\*\*\*\*

Greiner, Inc.  
Traffic Counts  
Volume by Lane Report

Page

\*\*\*\*\*  
Data File : D1119004.PRN  
Station : 000000000012  
Identification : 000000000012  
\*\*\*\*\*  
Lanes 1-1 are Northbound

Mon - Nov 19, 90

Lane	1	Total
13:00	495	495
=====	=====	=====
Hour Totals	1819	1819
13:15	457	457
13:30	463	463
13:45	445	445
14:00	449	449
=====	=====	=====
Hour Totals	1814	1814
14:15	446	446
14:30	417	417
14:45	486	486
15:00	427	427
=====	=====	=====
Hour Totals	1776	1776
15:15	438	438
15:30	491	491
15:45	415	415
16:00	415	415
=====	=====	=====
Hour Totals	1759	1759
16:15	408	408
16:30	426	426
16:45	398	398
17:00	415	415
=====	=====	=====
Hour Totals	1647	1647
17:15	516	516
17:30	482	482
17:45	304	304
18:00	331	331
=====	=====	=====
Hour Totals	1633	1633
18:15	374	374
18:30	264	264
18:45	327	327
19:00	336	336
=====	=====	=====
Hour Totals	1301	1301

\*\*\*\*\*

Greiner, Inc.  
Traffic Counts  
Volume by Lane Report

Page

```

*****
Data File       : D1119004.PRN
Station        : 0000000000012
Identification  : 0000000000012
*****
Lanes 1-1 are Northbound
-----
Mon - Nov 19, 90
Lane           1           Total
-----
19:15         252         252
19:30         182         182
19:45         242         242
20:00         206         206
=====
Hour Totals   882         882

20:15         257         257
20:30         253         253
20:45         222         222
21:00         186         186
=====
Hour Totals   918         918

21:15         223         223
21:30         244         244
21:45         200         200
22:00         166         166
=====
Hour Totals   833         833

22:15         171         171
22:30         131         131
22:45         133         133
23:00         108         108
=====
Hour Totals   543         543

23:15         110         110
23:30          92          92
23:45          90          90
24:00          89          89
=====
Hour Totals   381         381

=====
Grand Totals  24484        24484
Percentages   100.0
*****

```

Greiner, Inc.  
Traffic Counts  
Volume by Lane Report

Page

\*\*\*\*\*  
Data File : D1120001.PRN  
Station : 000000000012 Count ratio : 2.00  
Identification : 000000000012 Interval : 15 minutes  
Start date : Nov 20, 90 Start time : 00:00  
Stop date : Nov 20, 90 Stop time : 24:00  
City/Town : TAMPA County : HILLSBOROUGH  
Location : DALE MABRY NB APPROACH to I-275 (NB)  
\*\*\*\*\*

Lanes 1-1 are Northbound  
-----

Tue - Nov 20, 90

Lane	1	Total
00:15	99	99
00:30	72	72
00:45	79	79
01:00	52	52
=====	=====	=====
Hour Totals	302	302
01:15	58	58
01:30	47	47
01:45	32	32
02:00	41	41
=====	=====	=====
Hour Totals	178	178
02:15	54	54
02:30	38	38
02:45	31	31
03:00	30	30
=====	=====	=====
Hour Totals	153	153
03:15	38	38
03:30	35	35
03:45	30	30
04:00	34	34
=====	=====	=====
Hour Totals	137	137
04:15	32	32
04:30	21	21
04:45	44	44
05:00	35	35
=====	=====	=====
Hour Totals	132	132
05:15	44	44
05:30	64	64
05:45	71	71
06:00	90	90
=====	=====	=====
Hour Totals	269	269

\*\*\*\*\*

8-165

Greiner, Inc.  
Traffic Counts  
Volume by Lane Report

Page

\*\*\*\*\*  
Data File : D1120001.PRN  
Station : 000000000012  
Identification : 000000000012  
\*\*\*\*\*

Lanes 1-1 are Northbound  
-----

Tue - Nov 20, 90

Lane	1	Total
06:15	83	83
06:30	123	123
06:45	192	192
07:00	172	172
=====	=====	=====
Hour Totals	570	570
07:15	206	206
07:30	287	287
07:45	309	309
08:00	294	294
=====	=====	=====
Hour Totals	1096	1096
08:15	297	297
08:30	312	312
08:45	290	290
09:00	320	320
=====	=====	=====
Hour Totals	1219	1219
09:15	286	286
09:30	339	339
09:45	344	344
10:00	318	318
=====	=====	=====
Hour Totals	1287	1287
10:15	336	336
10:30	349	349
10:45	354	354
11:00	377	377
=====	=====	=====
Hour Totals	1416	1416
11:15	351	351
11:30	417	417
11:45	390	390
12:00	404	404
=====	=====	=====
Hour Totals	1562	1562
12:15	386	386
12:30	393	393
12:45	396	396

\*\*\*\*\*

Greiner, Inc.  
Traffic Counts  
Volume by Lane Report

Page

\*\*\*\*\*  
Data File : D1120001.PRN  
Station : 000000000012  
Identification : 000000000012  
\*\*\*\*\*

Lanes 1-1 are Northbound

Tue - Nov 20, 90

Lane	1	Total
------	---	-------

13:00	406	406
-------	-----	-----

Hour Totals	1581	1581
-------------	------	------

13:15	449	449
-------	-----	-----

13:30	406	406
-------	-----	-----

13:45	435	435
-------	-----	-----

14:00	414	414
-------	-----	-----

Hour Totals	1704	1704
-------------	------	------

14:15	428	428
-------	-----	-----

14:30	421	421
-------	-----	-----

14:45	394	394
-------	-----	-----

15:00	396	396
-------	-----	-----

Hour Totals	1639	1639
-------------	------	------

15:15	431	431
-------	-----	-----

15:30	422	422
-------	-----	-----

15:45	382	382
-------	-----	-----

16:00	422	422
-------	-----	-----

Hour Totals	1657	1657
-------------	------	------

16:15	419	419
-------	-----	-----

16:30	344	344
-------	-----	-----

16:45	337	337
-------	-----	-----

17:00	345	345
-------	-----	-----

Hour Totals	1445	1445
-------------	------	------

17:15	428	428
-------	-----	-----

17:30	399	399
-------	-----	-----

17:45	358	358
-------	-----	-----

18:00	340	340
-------	-----	-----

Hour Totals	1525	1525
-------------	------	------

18:15	294	294
-------	-----	-----

18:30	246	246
-------	-----	-----

18:45	210	210
-------	-----	-----

19:00	205	205
-------	-----	-----

Hour Totals	955	955
-------------	-----	-----

\*\*\*\*\*

Greiner, Inc.  
Traffic Counts  
Volume by Lane Report

Page

\*\*\*\*\*  
Data File : D1120001.PRN  
Station : 000000000012  
Identification : 000000000012  
\*\*\*\*\*

Lanes 1-1 are Northbound

Tue - Nov 20, 90

Lane	1	Total
19:15	201	201
19:30	119	119
19:45	201	201
20:00	156	156
=====	=====	=====
Hour Totals	677	677
20:15	236	236
20:30	215	215
20:45	201	201
21:00	153	153
=====	=====	=====
Hour Totals	805	805
21:15	178	178
21:30	137	137
21:45	121	121
22:00	104	104
=====	=====	=====
Hour Totals	540	540
22:15	126	126
22:30	74	74
22:45	117	117
23:00	102	102
=====	=====	=====
Hour Totals	419	419
23:15	114	114
23:30	87	87
23:45	100	100
24:00	70	70
=====	=====	=====
Hour Totals	371	371
=====	=====	=====
Grand Totals	21639	21639
Percentages	100.0	

\*\*\*\*\*



Greiner, Inc.  
Traffic Counts  
Volume by Lane Report

Page 5

\*\*\*\*\*

Data File : D0109005.PRN  
Station : 000000000001 Count ratio : 2.00  
Identification : 000000000001 Interval : 15 minutes  
Start date : Jan 9, 91 Start time : 00:00  
Stop date : Jan 9, 91 Stop time : 24:00  
City/Town : TAMPA County : HILLSBOROUGH  
Location : DALE MABRY South of I-275 (NB)

\*\*\*\*\*

Lanes 1-1 are Northbound

-----  
Wed - Jan 9, 91

Lane	1	Total
00:15	99	99
00:30	116	116
00:45	67	67
01:00	89	89
=====	=====	=====
Hour Totals	371	371
01:15	78	78
01:30	62	62
01:45	43	43
02:00	47	47
=====	=====	=====
Hour Totals	230	230
02:15	34	34
02:30	40	40
02:45	27	27
03:00	36	36
=====	=====	=====
Hour Totals	137	137
03:15	49	49
03:30	36	36
03:45	39	39
04:00	29	29
=====	=====	=====
Hour Totals	153	153
04:15	30	30
04:30	28	28
04:45	34	34
05:00	33	33
=====	=====	=====
Hour Totals	125	125
05:15	44	44
05:30	60	60
05:45	72	72
06:00	74	74
=====	=====	=====
Hour Totals	250	250

\*\*\*\*\*

8-169

Greiner, Inc.  
Traffic Counts  
Volume by Lane Report

Page 6

\*\*\*\*\*  
Data File : D0109005.PRN  
Station : 0000000000001  
Identification : 0000000000001  
\*\*\*\*\*

Lanes 1-1 are Northbound

-----  
Wed - Jan 9, 91

Lane	1	Total
-----	-----	-----
06:15	107	107
06:30	175	175
06:45	207	207
07:00	244	244
=====	=====	=====
Hour Totals	733	733
07:15	275	275
07:30	317	317
07:45	420	420
08:00	396	396
=====	=====	=====
Hour Totals	1408	1408
08:15	399	399
08:30	365	365
08:45	343	343
09:00	322	322
=====	=====	=====
Hour Totals	1429	1429
09:15	307	307
09:30	291	291
09:45	326	326
10:00	355	355
=====	=====	=====
Hour Totals	1279	1279
10:15	347	347
10:30	373	373
10:45	384	384
11:00	380	380
=====	=====	=====
Hour Totals	1484	1484
11:15	376	376
11:30	406	406
11:45	453	453
12:00	414	414
=====	=====	=====
Hour Totals	1649	1649
12:15	488	488
12:30	440	440
12:45	487	487

\*\*\*\*\*

Greiner, Inc.  
Traffic Counts  
Volume by Lane Report

Page 7

\*\*\*\*\*  
Data File : D0109005.PRN  
Station : 0000000000001  
Identification : 0000000000001  
\*\*\*\*\*  
Lanes 1-1 are Northbound  
-----

Wed - Jan 9, 91

Lane	1	Total
-----	-----	-----
13:00	496	496
=====	=====	=====
Hour Totals	1911	1911
13:15	483	483
13:30	491	491
13:45	482	482
14:00	459	459
=====	=====	=====
Hour Totals	1915	1915
14:15	472	472
14:30	463	463
14:45	508	508
15:00	498	498
=====	=====	=====
Hour Totals	1941	1941
15:15	481	481
15:30	468	468
15:45	489	489
16:00	456	456
=====	=====	=====
Hour Totals	1894	1894
16:15	490	490
16:30	472	472
16:45	516	516
17:00	507	507
=====	=====	=====
Hour Totals	1985	1985
17:15	592	592
17:30	559	559
17:45	423	423
18:00	422	422
=====	=====	=====
Hour Totals	1996	1996
18:15	482	482
18:30	373	373
18:45	404	404
19:00	349	349
=====	=====	=====
Hour Totals	1608	1608

\*\*\*\*\*

8-171

Greiner, Inc.  
Traffic Counts  
Volume by Lane Report

Page 8

\*\*\*\*\*  
Data File : D0109005.PRN  
Station : 000000000001  
Identification : 000000000001  
\*\*\*\*\*

Lanes 1-1 are Northbound

-----  
Wed - Jan 9, 91

Lane	1	Total
-----	-----	-----
19:15	361	361
19:30	367	367
19:45	301	301
20:00	286	286
=====	=====	=====
Hour Totals	1315	1315

20:15	270	270
20:30	281	281
20:45	235	235
21:00	285	285
=====	=====	=====
Hour Totals	1071	1071

21:15	269	269
21:30	284	284
21:45	241	241
22:00	258	258
=====	=====	=====
Hour Totals	1052	1052

22:15	238	238
22:30	209	209
22:45	196	196
23:00	178	178
=====	=====	=====
Hour Totals	821	821

23:15	171	171
23:30	145	145
23:45	190	190
24:00	163	163
=====	=====	=====
Hour Totals	669	669

=====	=====	=====
Grand Totals	27426	27426
Percentages	100.0	

\*\*\*\*\*

Greiner, Inc.  
Traffic Counts  
Volume by Lane Report

Page 17

\*\*\*\*\*

Data File : D0110005.PRN  
Station : 000000000001. Count ratio : 2.00  
Identification : 000000000001 Interval : 15 minutes  
Start date : Jan 10, 91 Start time : 00:00  
Stop date : Jan 10, 91 Stop time : 24:00  
City/Town : TAMPA County : HILLSBOROUGH  
Location : DALE MABRY South of I-275 (NB)

\*\*\*\*\*

Lanes 1-1 are Northbound

-----  
Thu - Jan 10, 91

Lane	1	Total
-----	-----	-----
00:15	142	142
00:30	114	114
00:45	105	105
01:00	93	93
=====	=====	=====
Hour Totals	454	454
01:15	71	71
01:30	81	81
01:45	60	60
02:00	51	51
=====	=====	=====
Hour Totals	263	263
02:15	45	45
02:30	58	58
02:45	35	35
03:00	46	46
=====	=====	=====
Hour Totals	184	184
03:15	50	50
03:30	32	32
03:45	33	33
04:00	51	51
=====	=====	=====
Hour Totals	166	166
04:15	36	36
04:30	38	38
04:45	31	31
05:00	53	53
=====	=====	=====
Hour Totals	158	158
05:15	51	51
05:30	47	47
05:45	86	86
06:00	85	85
=====	=====	=====
Hour Totals	269	269

\*\*\*\*\*

8-173

Greiner, Inc.  
Traffic Counts  
Volume by Lane Report

Page 18

\*\*\*\*\*  
Data File : D0110005.PRN  
Station : 000000000001  
Identification : 000000000001  
\*\*\*\*\*  
Lanes 1-1 are Northbound

-----  
Thu - Jan 10, 91

Lane	1	Total
-----	-----	-----
06:15	97	97
06:30	172	172
06:45	179	179
07:00	245	245
=====	=====	=====
Hour Totals	693	693
07:15	269	269
07:30	341	341
07:45	393	393
08:00	382	382
=====	=====	=====
Hour Totals	1385	1385
08:15	360	360
08:30	357	357
08:45	318	318
09:00	312	312
=====	=====	=====
Hour Totals	1347	1347
09:15	331	331
09:30	394	394
09:45	311	311
10:00	394	394
=====	=====	=====
Hour Totals	1430	1430
10:15	329	329
10:30	367	367
10:45	416	416
11:00	384	384
=====	=====	=====
Hour Totals	1496	1496
11:15	372	372
11:30	462	462
11:45	481	481
12:00	455	455
=====	=====	=====
Hour Totals	1770	1770
12:15	506	506
12:30	524	524
12:45	453	453

\*\*\*\*\*

Greiner, Inc.  
Traffic Counts  
Volume by Lane Report

Page 15

\*\*\*\*\*  
Data File : D0110005.PRN  
Station : 000000000001  
Identification : 000000000001  
\*\*\*\*\*

Lanes 1-1 are Northbound

Thu - Jan 10, 91

Lane	1	Total
-----	-----	-----
13:00	481	481
=====	=====	=====
Hour Totals	1964	1964
13:15	448	448
13:30	507	507
13:45	457	457
14:00	490	490
=====	=====	=====
Hour Totals	1902	1902
14:15	469	469
14:30	473	473
14:45	486	486
15:00	471	471
=====	=====	=====
Hour Totals	1899	1899
15:15	493	493
15:30	462	462
15:45	473	473
16:00	501	501
=====	=====	=====
Hour Totals	1929	1929
16:15	520	520
16:30	475	475
16:45	567	567
17:00	526	526
=====	=====	=====
Hour Totals	2088	2088
17:15	587	587
17:30	505	505
17:45	445	445
18:00	461	461
=====	=====	=====
Hour Totals	1998	1998
18:15	459	459
18:30	384	384
18:45	395	395
19:00	385	385
=====	=====	=====
Hour Totals	1623	1623

\*\*\*\*\*

8-175

Greiner, Inc.  
Traffic Counts  
Volume by Lane Report

Page 20

\*\*\*\*\* \*

Data File : D0110005.PRN

Station : 0000000000001

Identification : 0000000000001

\*\*\*\*\* \*

Lanes 1-1 are Northbound

-----  
Thu - Jan 10, 91

Lane	1	Total
19:15	379	379
19:30	348	348
19:45	342	342
20:00	289	289
Hour Totals	1358	1358
20:15	305	305
20:30	239	239
20:45	237	237
21:00	270	270
Hour Totals	1051	1051
21:15	275	275
21:30	295	295
21:45	272	272
22:00	244	244
Hour Totals	1086	1086
22:15	237	237
22:30	220	220
22:45	204	204
23:00	180	180
Hour Totals	841	841
23:15	171	171
23:30	165	165
23:45	160	160
24:00	205	205
Hour Totals	701	701
Grand Totals	28055	28055
Percentages	100.0	

\*\*\*\*\* )



Greiner, Inc.  
Traffic Counts  
Volume by Lane Report

Page 5

\*\*\*\*\*

Data File : D0111005.PRN  
Station : 000000000001 Count ratio : 2.00  
Identification : 000000000001 Interval : 15 minutes  
Start date : Jan 11, 91 Start time : 00:00  
Stop date : Jan 11, 91 Stop time : 24:00  
City/Town : TAMPA County : HILLSBOROUGH  
Location : DALE MABRY South of I-275 (NB)

\*\*\*\*\*

Lanes 1-1 are Northbound

Fri - Jan 11, 91

Lane	1	Total
00:15	152	152
00:30	103	103
00:45	114	114
01:00	82	82
===== Hour Totals	451	451
01:15	89	89
01:30	85	85
01:45	70	70
02:00	48	48
===== Hour Totals	292	292
02:15	58	58
02:30	56	56
02:45	50	50
03:00	50	50
===== Hour Totals	214	214
03:15	64	64
03:30	38	38
03:45	41	41
04:00	24	24
===== Hour Totals	167	167
04:15	42	42
04:30	46	46
04:45	46	46
05:00	55	55
===== Hour Totals	189	189
05:15	60	60
05:30	47	47
05:45	77	77
06:00	105	105
===== Hour Totals	289	289

\*\*\*\*\*

8-177

Greiner, Inc.  
Traffic Counts  
Volume by Lane Report

Page 6

\*\*\*\*\*  
Data File : D0111005.PRN  
Station : 000000000001  
Identification : 000000000001  
\*\*\*\*\*  
Lanes 1-1 are Northbound

Fri - Jan 11, 91

Lane	1	Total
06:15	103	103
06:30	162	162
06:45	203	203
07:00	216	216
===== Hour Totals	684	684
07:15	267	267
07:30	300	300
07:45	375	375
08:00	407	407
===== Hour Totals	1349	1349
08:15	383	383
08:30	399	399
08:45	378	378
09:00	326	326
===== Hour Totals	1486	1486
09:15	347	347
09:30	346	346
09:45	362	362
10:00	412	412
===== Hour Totals	1467	1467
10:15	381	381
10:30	386	386
10:45	347	347
11:00	421	421
===== Hour Totals	1535	1535
11:15	426	426
11:30	449	449
11:45	444	444
12:00	458	458
===== Hour Totals	1777	1777
12:15	473	473
12:30	473	473
12:45	518	518

\*\*\*\*\*

8-178

Greiner, Inc.  
Traffic Counts  
Volume by Lane Report

Page 7

\*\*\*\*\*  
Data File : D0111005.PRN  
Station : 000000000001  
Identification : 000000000001  
\*\*\*\*\*

Lanes 1-1 are Northbound

Fri - Jan 11, 91

Lane	1	Total
-----	-----	-----
13:00	535	535
=====	=====	=====
Hour Totals	1999	1999
13:15	551	551
13:30	513	513
13:45	531	531
14:00	523	523
=====	=====	=====
Hour Totals	2118	2118
14:15	514	514
14:30	576	576
14:45	516	516
15:00	477	477
=====	=====	=====
Hour Totals	2083	2083
15:15	528	528
15:30	470	470
15:45	553	553
16:00	634	634
=====	=====	=====
Hour Totals	2185	2185
16:15	609	609
16:30	567	567
16:45	606	606
17:00	516	516
=====	=====	=====
Hour Totals	2298	2298
17:15	642	642
17:30	506	506
17:45	625	625
18:00	535	535
=====	=====	=====
Hour Totals	2308	2308
18:15	464	464
18:30	480	480
18:45	435	435
19:00	475	475
=====	=====	=====
Hour Totals	1854	1854

\*\*\*\*\*

8-179

Greiner, Inc.  
Traffic Counts  
Volume by Lane Report

Page 8

\*\*\*\*\*  
Data File : D0111005.PRN  
Station : 000000000001  
Identification : 000000000001  
\*\*\*\*\*  
Lanes 1-1 are Northbound

Fri - Jan 11, 91

Lane	1	Total
-----	-----	-----
19:15	433	433
19:30	424	424
19:45	367	367
20:00	377	377
=====	=====	=====
Hour Totals	1601	1601
20:15	386	386
20:30	366	366
20:45	349	349
21:00	328	328
=====	=====	=====
Hour Totals	1429	1429
21:15	304	304
21:30	333	333
21:45	400	400
22:00	362	362
=====	=====	=====
Hour Totals	1399	1399
22:15	334	334
22:30	314	314
22:45	272	272
23:00	264	264
=====	=====	=====
Hour Totals	1184	1184
23:15	249	249
23:30	266	266
23:45	268	268
24:00	331	331
=====	=====	=====
Hour Totals	1114	1114
=====	=====	=====
Grand Totals	31472	31472
Percentages	100.0	

\*\*\*\*\*

Greiner, Inc.  
Traffic Counts  
Volume by Lane Report

Page 5

\*\*\*\*\*

Data File : D0112005.PRN  
Station : 000000000001 Count ratio : 2.00  
Identification : 000000000001 Interval : 15 minutes  
Start date : Jan 12, 91 Start time : 00:00  
Stop date : Jan 12, 91 Stop time : 24:00  
City/Town : TAMPA County : HILLSBOROUGH  
Location : DALE MABRY South of I-275 (NB)

\*\*\*\*\*

Lanes 1-1 are Northbound

Sat - Jan 12, 91

Lane	1	Total
00:15	273	273
00:30	270	270
00:45	205	205
01:00	118	118
===== Hour Totals	866	866
01:15	120	120
01:30	131	131
01:45	134	134
02:00	78	78
===== Hour Totals	463	463
02:15	119	119
02:30	104	104
02:45	76	76
03:00	97	97
===== Hour Totals	396	396
03:15	90	90
03:30	63	63
03:45	71	71
04:00	48	48
===== Hour Totals	272	272
04:15	58	58
04:30	59	59
04:45	56	56
05:00	30	30
===== Hour Totals	203	203
05:15	52	52
05:30	50	50
05:45	41	41
06:00	65	65
===== Hour Totals	208	208

\*\*\*\*\*

8-181

Greiner, Inc.  
Traffic Counts  
Volume by Lane Report

Page 6

\*\*\*\*\*  
Data File : D0112005.FRN  
Station : 0000000000001  
Identification : 0000000000001  
\*\*\*\*\*

Lanes 1-1 are Northbound

Sat - Jan 12, 91

Lane	1	Total
06:15	73	73
06:30	97	97
06:45	79	79
07:00	103	103
===== Hour Totals	352	352
07:15	125	125
07:30	141	141
07:45	178	178
08:00	174	174
===== Hour Totals	618	618
08:15	190	190
08:30	221	221
08:45	248	248
09:00	256	256
===== Hour Totals	915	915
09:15	289	289
09:30	370	370
09:45	300	300
10:00	290	290
===== Hour Totals	1249	1249
10:15	331	331
10:30	368	368
10:45	399	399
11:00	444	444
===== Hour Totals	1542	1542
11:15	413	413
11:30	385	385
11:45	398	398
12:00	484	484
===== Hour Totals	1680	1680
12:15	461	461
12:30	475	475
12:45	524	524

\*\*\*\*\*

8-182

Greiner, Inc.  
Traffic Counts  
Volume by Lane Report

Page 7

\*\*\*\*\*  
Data File : D0112005.PRN  
Station : 000000000001  
Identification : 000000000001  
\*\*\*\*\*

Lanes 1-1 are Northbound

Sat - Jan 12, 91

Lane	1	Total
-----	-----	-----
13:00	485	485
=====	=====	=====
Hour Totals	1945	1945
13:15	472	472
13:30	491	491
13:45	480	480
14:00	535	535
=====	=====	=====
Hour Totals	1978	1978
14:15	464	464
14:30	522	522
14:45	482	482
15:00	446	446
=====	=====	=====
Hour Totals	1914	1914
15:15	501	501
15:30	411	411
15:45	439	439
16:00	456	456
=====	=====	=====
Hour Totals	1807	1807
16:15	455	455
16:30	475	475
16:45	449	449
17:00	467	467
=====	=====	=====
Hour Totals	1846	1846
17:15	398	398
17:30	357	357
17:45	340	340
18:00	366	366
=====	=====	=====
Hour Totals	1461	1461
18:15	368	368
18:30	335	335
18:45	354	354
19:00	330	330
=====	=====	=====
Hour Totals	1387	1387

\*\*\*\*\*

8-183

Greiner, Inc.  
Traffic Counts  
Volume by Lane Report

Page 6

\*\*\*\*\*  
Data File : D0112005.PRN  
Station : 000000000001  
Identification : 000000000001  
\*\*\*\*\*  
Lanes 1-1 are Northbound

Sat - Jan 12, 91

Lane	1	Total
-----		
19:15	311	311
19:30	304	304
19:45	290	290
20:00	264	264
=====	=====	=====
Hour Totals	1169	1169
20:15	287	287
20:30	286	286
20:45	239	239
21:00	269	269
=====	=====	=====
Hour Totals	1081	1081
21:15	262	262
21:30	251	251
21:45	310	310
22:00	235	235
=====	=====	=====
Hour Totals	1058	1058
22:15	274	274
22:30	251	251
22:45	260	260
23:00	216	216
=====	=====	=====
Hour Totals	1001	1001
23:15	221	221
23:30	239	239
23:45	300	300
24:00	248	248
=====	=====	=====
Hour Totals	1008	1008
Grand Totals	26419	26419
Percentages	100.0	

\*\*\*\*\*



Greiner, Inc.  
Traffic Counts  
Volume by Lane Report

Page 5

\*\*\*\*\*  
Data File : D0113005.PRN  
Station : 000000000001 Count ratio : 2.00  
Identification : 000000000001 Interval : 15 minutes  
Start date : Jan 13, 91 Start time : 00:00  
Stop date : Jan 13, 91 Stop time : 24:00  
City/Town : TAMPA County : HILLSBOROUGH  
Location : DALE MABRY South of I-275 (NB)  
\*\*\*\*\*

Lanes 1-1 are Northbound  
-----

Sun - Jan 13, 91

Lane	1	Total
-----	-----	-----
00:15	282	282
00:30	339	339
00:45	221	221
01:00	155	155
=====	=====	=====
Hour Totals	997	997
01:15	137	137
01:30	117	117
01:45	120	120
02:00	112	112
=====	=====	=====
Hour Totals	486	486
02:15	139	139
02:30	128	128
02:45	126	126
03:00	124	124
=====	=====	=====
Hour Totals	517	517
03:15	93	93
03:30	101	101
03:45	70	70
04:00	51	51
=====	=====	=====
Hour Totals	315	315
04:15	57	57
04:30	50	50
04:45	34	34
05:00	36	36
=====	=====	=====
Hour Totals	177	177
05:15	32	32
05:30	40	40
05:45	31	31
06:00	30	30
=====	=====	=====
Hour Totals	133	133

\*\*\*\*\*

8-185

Greiner, Inc.  
Traffic Counts  
Volume by Lane Report

Page 6

\*\*\*\*\*  
Data File : D0113005.PRN  
Station : 000000000001  
Identification : 000000000001  
\*\*\*\*\*

Lanes 1-1 are Northbound

Sun - Jan 13, 91

Lane	1	Total
06:15	41	41
06:30	54	54
06:45	44	44
07:00	64	64
===== Hour Totals	203	203
07:15	59	59
07:30	63	63
07:45	97	97
08:00	73	73
===== Hour Totals	292	292
08:15	86	86
08:30	109	109
08:45	129	129
09:00	128	128
===== Hour Totals	452	452
09:15	146	146
09:30	153	153
09:45	166	166
10:00	185	185
===== Hour Totals	650	650
10:15	182	182
10:30	188	188
10:45	234	234
11:00	241	241
===== Hour Totals	845	845
11:15	254	254
11:30	245	245
11:45	311	311
12:00	318	318
===== Hour Totals	1128	1128
12:15	333	333
12:30	357	357
12:45	354	354

\*\*\*\*\*

8-186

Greiner, Inc.  
Traffic Counts  
Volume by Lane Report

Page 7

\*\*\*\*\*  
Data File : D0113005.PRN  
Station : 0000000000001  
Identification : 0000000000001  
\*\*\*\*\*  
Lanes 1-1 are Northbound

Sun - Jan 13, 91

Lane	1	Total
-----	-----	-----
13:00	365	365
=====	=====	=====
Hour Totals	1409	1409
13:15	396	396
13:30	381	381
13:45	395	395
14:00	350	350
=====	=====	=====
Hour Totals	1522	1522
14:15	394	394
14:30	371	371
14:45	377	377
15:00	332	332
=====	=====	=====
Hour Totals	1474	1474
15:15	357	357
15:30	365	365
15:45	356	356
16:00	296	296
=====	=====	=====
Hour Totals	1374	1374
16:15	340	340
16:30	316	316
16:45	354	354
17:00	281	281
=====	=====	=====
Hour Totals	1291	1291
17:15	259	259
17:30	294	294
17:45	275	275
18:00	269	269
=====	=====	=====
Hour Totals	1097	1097
18:15	240	240
18:30	255	255
18:45	268	268
19:00	229	229
=====	=====	=====
Hour Totals	992	992

\*\*\*\*\*

8-187

Greiner, Inc.  
Traffic Counts  
Volume by Lane Report

Page 6

\*\*\*\*\*  
Data File : D0113005.PRN  
Station : 000000000001  
Identification : 000000000001  
\*\*\*\*\*

Lanes 1-1 are Northbound

Sun - Jan 13, 91

Lane	1	Total
19:15	247	247
19:30	213	213
19:45	199	199
20:00	187	187
=====	=====	=====
Hour Totals	846	846
20:15	221	221
20:30	194	194
20:45	140	140
21:00	185	185
=====	=====	=====
Hour Totals	740	740
21:15	179	179
21:30	194	194
21:45	184	184
22:00	149	149
=====	=====	=====
Hour Totals	706	706
22:15	124	124
22:30	142	142
22:45	122	122
23:00	102	102
=====	=====	=====
Hour Totals	490	490
23:15	107	107
23:30	103	103
23:45	92	92
24:00	106	106
=====	=====	=====
Hour Totals	408	408
=====	=====	=====
Grand Totals	18544	18544
Percentages	100.0	

\*\*\*\*\*

Greiner, Inc.  
Traffic Counts  
Volume by Lane Report

Page 5

\*\*\*\*\*  
Data File : D0114009.PRN  
Station : 0000000000001 Count ratio : 2.00  
Identification : 0000000000001 Interval : 15 minutes  
Start date : Jan 14, 91 Start time : 00:00  
Stop date : Jan 14, 91 Stop time : 24:00  
City/Town : TAMPA County : HILLSBOROUGH  
Location : DALE MABRY South of I-275 (NB)  
\*\*\*\*\*

Lanes 1-1 are Northbound  
-----

Mon - Jan 14, 91

Lane	1	Total
00:15	110	110
00:30	109	109
00:45	102	102
01:00	99	99
===== Hour Totals	420	420
01:15	94	94
01:30	102	102
01:45	87	87
02:00	82	82
===== Hour Totals	365	365
02:15	97	97
02:30	94	94
02:45	91	91
03:00	90	90
===== Hour Totals	372	372
03:15	86	86
03:30	85	85
03:45	77	77
04:00	73	73
===== Hour Totals	321	321
04:15	82	82
04:30	72	72
04:45	49	49
05:00	51	51
===== Hour Totals	254	254
05:15	46	46
05:30	57	57
05:45	44	44
06:00	43	43
===== Hour Totals	190	190

\*\*\*\*\*

8-189

Greiner, Inc.  
Traffic Counts  
Volume by Lane Report

Page 10

\*\*\*\*\*  
Data File : D0114009.PRN  
Station : 000000000001  
Identification : 000000000001  
\*\*\*\*\*  
Lanes 1-1 are Northbound  
-----

Mon - Jan 14, 91

Lane	1	Total
06:15	59	59
06:30	77	77
06:45	63	63
07:00	92	92
=====	=====	=====
Hour Totals	291	291
07:15	84	84
07:30	90	90
07:45	1	1
08:00	104	104
=====	=====	=====
Hour Totals	279	279
08:15	123	123
08:30	156	156
08:45	191	191
09:00	196	196
=====	=====	=====
Hour Totals	666	666
09:15	231	231
09:30	249	249
09:45	279	279
10:00	316	316
=====	=====	=====
Hour Totals	1075	1075
10:15	336	336
10:30	407	407
10:45	394	394
11:00	380	380
=====	=====	=====
Hour Totals	1517	1517
11:15	414	414
11:30	394	394
11:45	422	422
12:00	414	414
=====	=====	=====
Hour Totals	1644	1644
12:15	468	468
12:30	498	498
12:45	491	491

\*\*\*\*\* \*

Greiner, Inc.  
Traffic Counts  
Volume by Lane Report

Page 11

```
*****
Data File       : D0114009.PRN
Station        : 0000000000001
Identification  : 0000000000001
*****
Lanes 1-1 are Northbound
-----
```

Mon - Jan 14, 91

Lane	1	Total
-----	-----	-----
13:00	489	489
=====	=====	=====
Hour Totals	1946	1946

13:15	455	455
13:30	463	463
13:45	491	491
14:00	525	525
=====	=====	=====
Hour Totals	1934	1934

14:15	482	482
14:30	430	430
14:45	488	488
15:00	449	449
=====	=====	=====
Hour Totals	1849	1849

15:15	469	469
15:30	505	505
15:45	503	503
16:00	501	501
=====	=====	=====
Hour Totals	1978	1978

16:15	477	477
16:30	530	530
16:45	513	513
17:00	478	478
=====	=====	=====
Hour Totals	1998	1998

17:15	598	598
17:30	511	511
17:45	441	441
18:00	458	458
=====	=====	=====
Hour Totals	2008	2008

18:15	418	418
18:30	419	419
18:45	396	396
19:00	339	339
=====	=====	=====
Hour Totals	1572	1572

\*\*\*\*\*

8-191

Greiner, Inc.  
Traffic Counts  
Volume by Lane Report

Page 12

```
*****
Data File       : D0114009.PRN
Station        : 000000000001
Identification  : 000000000001
*****
Lanes 1-1 are Northbound
-----
Mon - Jan 14, 91
Lane           1           Total
-----
19:15         332         332
19:30         303         303
19:45         304         304
20:00         307         307
=====
Hour Totals   1246       1246

20:15         290         290
20:30         247         247
20:45         242         242
21:00         251         251
=====
Hour Totals   1030       1030

21:15         258         258
21:30         309         309
21:45         250         250
22:00         195         195
=====
Hour Totals   1012       1012

22:15         231         231
22:30         195         195
22:45         140         140
23:00         153         153
=====
Hour Totals   719        719

23:15         127         127
23:30         161         161
23:45         168         168
24:00         118         118
=====
Hour Totals   574        574

=====
Grand Totals  25260      25260
Percentages   100.0
*****
```



Greiner, Inc.  
Traffic Counts  
Volume by Lane Report

Page 5

\*\*\*\*\*

Data File : D0115005.PRN  
Station : 000000000001 Count ratio : 2.00  
Identification : 000000000001 Interval : 15 minutes  
Start date : Jan 15, 91 Start time : 00:00  
Stop date : Jan 15, 91 Stop time : 24:00  
City/Town : TAMPA County : HILLSBOROUGH  
Location : DALE MABRY South of I-275 (NB)

\*\*\*\*\*

Lanes 1-1 are Northbound

Tue - Jan 15, 91

Lane	1	Total
00:15	123	123
00:30	89	89
00:45	86	86
01:00	49	49
===== Hour Totals	347	347
01:15	66	66
01:30	55	55
01:45	68	68
02:00	44	44
===== Hour Totals	233	233
02:15	42	42
02:30	36	36
02:45	46	46
03:00	41	41
===== Hour Totals	165	165
03:15	52	52
03:30	33	33
03:45	34	34
04:00	34	34
===== Hour Totals	153	153
04:15	32	32
04:30	30	30
04:45	48	48
05:00	45	45
===== Hour Totals	155	155
05:15	44	44
05:30	48	48
05:45	80	80
06:00	89	89
===== Hour Totals	261	261

\*\*\*\*\*

8-193

Greiner, Inc.  
Traffic Counts  
Volume by Lane Report

Page 6

\*\*\*\*\*  
Data File : D0115005.PRN  
Station : 000000000001  
Identification : 000000000001  
\*\*\*\*\*  
Lanes 1-1 are Northbound

Tue - Jan 15, 91

Lane	1	Total
06:15	110	110
06:30	136	136
06:45	216	216
07:00	224	224
===== Hour Totals	686	686
07:15	276	276
07:30	333	333
07:45	367	367
08:00	401	401
===== Hour Totals	1377	1377
08:15	381	381
08:30	385	385
08:45	340	340
09:00	328	328
===== Hour Totals	1434	1434
09:15	321	321
09:30	327	327
09:45	332	332
10:00	338	338
===== Hour Totals	1318	1318
10:15	368	368
10:30	365	365
10:45	414	414
11:00	365	365
===== Hour Totals	1512	1512
11:15	340	340
11:30	347	347
11:45	359	359
12:00	371	371
===== Hour Totals	1417	1417
12:15	402	402
12:30	404	404
12:45	407	407

\*\*\*\*\*

Greiner, Inc.  
Traffic Counts  
Volume by Lane Report

Page 7

\*\*\*\*\*  
Data File : D0115005.PRN  
Station : 000000000001  
Identification : 000000000001  
\*\*\*\*\*

Lanes 1-1 are Northbound

Tue - Jan 15, 91

Lane	1	Total
-----	-----	-----
13:00	396	396
=====	=====	=====
Hour Totals	1609	1609
13:15	394	394
13:30	413	413
13:45	429	429
14:00	402	402
=====	=====	=====
Hour Totals	1638	1638
14:15	429	429
14:30	418	418
14:45	439	439
15:00	401	401
=====	=====	=====
Hour Totals	1687	1687
15:15	424	424
15:30	419	419
15:45	415	415
16:00	464	464
=====	=====	=====
Hour Totals	1722	1722
16:15	461	461
16:30	493	493
16:45	469	469
17:00	421	421
=====	=====	=====
Hour Totals	1844	1844
17:15	528	528
17:30	464	464
17:45	458	458
18:00	449	449
=====	=====	=====
Hour Totals	1899	1899
18:15	422	422
18:30	373	373
18:45	380	380
19:00	305	305
=====	=====	=====
Hour Totals	1480	1480

\*\*\*\*\*

8-195

Greiner, Inc.  
Traffic Counts  
Volume by Lane Report

Page 8

\*\*\*\*\*  
Data File : D0115005.PRN  
Station : 000000000001  
Identification : 000000000001  
\*\*\*\*\*

Lanes 1-1 are Northbound

Tue - Jan 15, 91

Lane	1	Total
19:15	355	355
19:30	299	299
19:45	287	287
20:00	259	259
=====	=====	=====
Hour Totals	1200	1200
20:15	262	262
20:30	222	222
20:45	243	243
21:00	276	276
=====	=====	=====
Hour Totals	1003	1003
21:15	303	303
21:30	253	253
21:45	250	250
22:00	190	190
=====	=====	=====
Hour Totals	996	996
22:15	209	209
22:30	189	189
22:45	195	195
23:00	118	118
=====	=====	=====
Hour Totals	711	711
23:15	137	137
23:30	124	124
23:45	124	124
24:00	126	126
=====	=====	=====
Hour Totals	511	511
=====	=====	=====
Grand Totals	25358	25358
Percentages	100.0	

\*\*\*\*\*

Greiner, Inc.  
Traffic Counts  
Volume by Lane Report

Page 1

```
*****
Data File       : D0116001.PRN
Station        : 0000000000001
Identification  : 0000000000001
Start date     : Jan 16, 91
Stop date      : Jan 16, 91
City/Town      : TAMPA
Location       : DALE MABRY South of I-275 (NB)
Count ratio    : 2.00
Interval       : 15 minutes
Start time     : 00:00
Stop time      : 24:00
County         : HILLSBOROUGH
*****
```

Lanes 1-1 are Northbound

Wed - Jan 16, 91

Lane	1	Total
00:15	107	107
00:30	86	86
00:45	91	91
01:00	77	77
Hour Totals	361	361
01:15	68	68
01:30	51	51
01:45	39	39
02:00	66	66
Hour Totals	224	224
02:15	58	58
02:30	40	40
02:45	46	46
03:00	32	32
Hour Totals	176	176
03:15	44	44
03:30	31	31
03:45	33	33
04:00	38	38
Hour Totals	146	146
04:15	45	45
04:30	26	26
04:45	36	36
05:00	49	49
Hour Totals	156	156
05:15	50	50
05:30	47	47
05:45	94	94
06:00	69	69
Hour Totals	260	260

\*\*\*\*\*

8-197

Greiner, Inc.  
Traffic Counts  
Volume by Lane Report

Page 2

\*\*\*\*\*  
Data File : D0116001.PRN  
Station : 000000000001  
Identification : 000000000001  
\*\*\*\*\*  
Lanes 1-1 are Northbound

Wed - Jan 16, 91

Lane	1	Total
06:15	103	103
06:30	146	146
06:45	197	197
07:00	246	246
===== Hour Totals	692	692
07:15	239	239
07:30	312	312
07:45	402	402
08:00	390	390
===== Hour Totals	1343	1343
08:15	381	381
08:30	390	390
08:45	376	376
09:00	346	346
===== Hour Totals	1493	1493
09:15	293	293
09:30	361	361
09:45	321	321
10:00	384	384
===== Hour Totals	1359	1359
10:15	341	341
10:30	401	401
10:45	398	398
11:00	372	372
===== Hour Totals	1512	1512
11:15	404	404
11:30	417	417
11:45	412	412
12:00	446	446
===== Hour Totals	1679	1679
12:15	470	470
12:30	465	465
12:45	484	484

\*\*\*\*\*

8-198

Greiner, Inc.  
Traffic Counts  
Volume by Lane Report

Page 3

\*\*\*\*\*  
Data File : D0116001.PRN  
Station : 000000000001  
Identification : 000000000001  
\*\*\*\*\*  
Lanes 1-1 are Northbound

-----  
Wed - Jan 16, 91

Lane	1	Total
-----	-----	-----
13:00	459	459
=====	=====	=====
Hour Totals	1878	1878
13:15	478	478
13:30	457	457
13:45	484	484
14:00	471	471
=====	=====	=====
Hour Totals	1890	1890
14:15	444	444
14:30	463	463
14:45	416	416
15:00	447	447
=====	=====	=====
Hour Totals	1770	1770
15:15	444	444
15:30	441	441
15:45	485	485
16:00	432	432
=====	=====	=====
Hour Totals	1802	1802
16:15	489	489
16:30	520	520
16:45	517	517
17:00	450	450
=====	=====	=====
Hour Totals	1976	1976
17:15	553	553
17:30	489	489
17:45	503	503
18:00	411	411
=====	=====	=====
Hour Totals	1956	1956
18:15	369	369
18:30	406	406
18:45	383	383
19:00	380	380
=====	=====	=====
Hour Totals	1538	1538

\*\*\*\*\*

8-199

Greiner, Inc.  
Traffic Counts  
Volume by Lane Report

Page 4

\*\*\*\*\*  
Data File : D0116001.PRN  
Station : 000000000001  
Identification : 000000000001  
\*\*\*\*\*  
Lanes 1-1 are Northbound

Wed - Jan 16, 91

Lane	1	Total
19:15	381	381
19:30	314	314
19:45	308	308
20:00	301	301
=====	=====	=====
Hour Totals	1304	1304
20:15	285	285
20:30	291	291
20:45	281	281
21:00	260	260
=====	=====	=====
Hour Totals	1117	1117
21:15	257	257
21:30	231	231
21:45	201	201
22:00	204	204
=====	=====	=====
Hour Totals	893	893
22:15	244	244
22:30	186	186
22:45	199	199
23:00	160	160
=====	=====	=====
Hour Totals	789	789
23:15	180	180
23:30	141	141
23:45	171	171
24:00	131	131
=====	=====	=====
Hour Totals	623	623
=====	=====	=====
Grand Totals	26937	26937
Percentages	100.0	

\*\*\*\*\*



Greiner, Inc.  
Traffic Counts  
Volume by Lane Report

Page 2

\*\*\*\*\*  
Data File : D1114013.PRN  
Station : 000000000013 Count ratio : 2.00  
Identification : 000000000013 Interval : 15 minutes  
Start date : Nov 14, 90 Start time : 00:00  
Stop date : Nov 14, 90 Stop time : 24:00  
City/Town : TAMPA County : HILLSBOROUGH  
Location : DALE MABRY SB APPROACH to I-275 (SB)  
\*\*\*\*\*  
Lanes 1-1 are Southbound  
-----

Wed - Nov 14, 90

Lane	1	Total
00:15	132	132
00:30	85	85
00:45	71	71
01:00	63	63
=====	=====	=====
Hour Totals	351	351
01:15	78	78
01:30	82	82
01:45	42	42
02:00	53	53
=====	=====	=====
Hour Totals	255	255
02:15	50	50
02:30	42	42
02:45	65	65
03:00	59	59
=====	=====	=====
Hour Totals	216	216
03:15	54	54
03:30	55	55
03:45	62	62
04:00	49	49
=====	=====	=====
Hour Totals	220	220
04:15	44	44
04:30	48	48
04:45	49	49
05:00	60	60
=====	=====	=====
Hour Totals	201	201
05:15	62	62
05:30	104	104
05:45	122	122
06:00	140	140
=====	=====	=====
Hour Totals	428	428

\*\*\*\*\*

8-201

Greiner, Inc.  
Traffic Counts  
Volume by Lane Report

Page 2

\*\*\*\*\*  
Data File : D1114013.PRN  
Station : 000000000013  
Identification : 000000000013  
\*\*\*\*\*

Lanes 1-1 are Southbound  
-----

Wed - Nov 14, 90

Lane	1	Total
06:15	202	202
06:30	283	283
06:45	350	350
07:00	429	429
=====	=====	=====
Hour Totals	1264	1264
07:15	521	521
07:30	558	558
07:45	537	537
08:00	581	581
=====	=====	=====
Hour Totals	2197	2197
08:15	495	495
08:30	556	556
08:45	505	505
09:00	492	492
=====	=====	=====
Hour Totals	2048	2048
09:15	461	461
09:30	454	454
09:45	439	439
10:00	450	450
=====	=====	=====
Hour Totals	1804	1804
10:15	463	463
10:30	480	480
10:45	573	573
11:00	591	591
=====	=====	=====
Hour Totals	2107	2107
11:15	613	613
11:30	611	611
11:45	622	622
12:00	645	645
=====	=====	=====
Hour Totals	2491	2491
12:15	620	620
12:30	601	601
12:45	597	597

\*\*\*\*\*

8-202

Greiner, Inc.  
Traffic Counts  
Volume by Lane Report

Page 2

\*\*\*\*\*  
Data File : D1114013.PRN  
Station : 000000000013  
Identification : 000000000013  
\*\*\*\*\*

Lanes 1-1 are Southbound

-----  
Wed - Nov 14, 90

Lane	1	Total
-----	-----	-----
13:00	593	593
=====	=====	=====
Hour Totals	2411	2411
13:15	526	526
13:30	502	502
13:45	531	531
14:00	545	545
=====	=====	=====
Hour Totals	2104	2104
14:15	511	511
14:30	527	527
14:45	501	501
15:00	490	490
=====	=====	=====
Hour Totals	2029	2029
15:15	487	487
15:30	503	503
15:45	542	542
16:00	499	499
=====	=====	=====
Hour Totals	2031	2031
16:15	478	478
16:30	547	547
16:45	549	549
17:00	586	586
=====	=====	=====
Hour Totals	2160	2160
17:15	611	611
17:30	632	632
17:45	612	612
18:00	578	578
=====	=====	=====
Hour Totals	2433	2433
18:15	540	540
18:30	489	489
18:45	463	463
19:00	411	411
=====	=====	=====
Hour Totals	1903	1903

\*\*\*\*\*

8-203

Greiner, Inc.  
Traffic Counts  
Volume by Lane Report

Page 2

\*\*\*\*\*  
Data File : D1114013.PRN  
Station : 000000000013  
Identification : 000000000013  
\*\*\*\*\*

Lanes 1-1 are Southbound

-----  
Wed - Nov 14, 90

Lane	1	Total
-----	-----	-----
19:15	382	382
19:30	371	371
19:45	354	354
20:00	355	355
=====	=====	=====
Hour Totals	1462	1462
20:15	328	328
20:30	321	321
20:45	311	311
21:00	301	301
=====	=====	=====
Hour Totals	1261	1261
21:15	321	321
21:30	311	311
21:45	283	283
22:00	256	256
=====	=====	=====
Hour Totals	1171	1171
22:15	251	251
22:30	232	232
22:45	217	217
23:00	201	201
=====	=====	=====
Hour Totals	901	901
23:15	186	186
23:30	171	171
23:45	143	143
24:00	121	121
=====	=====	=====
Hour Totals	621	621
=====	=====	=====
Grand Totals	34069	34069
Percentages	100.0	

\*\*\*\*\*

8-204

Greiner, Inc.  
Traffic Counts  
Volume by Lane Report

Page 3

\*\*\*\*\*

Data File : D1115011.PRN  
Station : 000000000013 Count ratio : 2.00  
Identification : 000000000013 Interval : 15 minutes  
Start date : Nov 15, 90 Start time : 00:00  
Stop date : Nov 15, 90 Stop time : 24:00  
City/Town : TAMPA County : HILLSBOROUGH  
Location : DALE MABRY SB APPROACH to I-275 (SB)

\*\*\*\*\*

Lanes 1-1 are Southbound

-----  
Thu - Nov 15, 90

Lane	1	Total
-----	-----	-----
00:15	123	123
00:30	92	92
00:45	83	83
01:00	61	61
=====	=====	=====
Hour Totals	359	359
01:15	74	74
01:30	81	81
01:45	55	55
02:00	52	52
=====	=====	=====
Hour Totals	262	262
02:15	47	47
02:30	46	46
02:45	57	57
03:00	54	54
=====	=====	=====
Hour Totals	204	204
03:15	56	56
03:30	52	52
03:45	54	54
04:00	53	53
=====	=====	=====
Hour Totals	215	215
04:15	41	41
04:30	43	43
04:45	52	52
05:00	66	66
=====	=====	=====
Hour Totals	202	202
05:15	73	73
05:30	101	101
05:45	132	132
06:00	156	156
=====	=====	=====
Hour Totals	462	462

\*\*\*\*\*

8-205

Greiner, Inc.  
Traffic Counts  
Volume by Lane Report

Page 3

\*\*\*\*\*  
Data File : D1115011.PRN  
Station : 000000000013  
Identification : 000000000013  
\*\*\*\*\*

Lanes 1-1 are Southbound

-----  
Thu - Nov 15, 90

Lane	1	Total
-----	-----	-----
06:15	211	211
06:30	291	291
06:45	318	318
07:00	473	473
=====	=====	=====
Hour Totals	1293	1293
07:15	430	430
07:30	540	540
07:45	546	546
08:00	493	493
=====	=====	=====
Hour Totals	2009	2009
08:15	555	555
08:30	517	517
08:45	521	521
09:00	492	492
=====	=====	=====
Hour Totals	2085	2085
09:15	487	487
09:30	441	441
09:45	418	418
10:00	488	488
=====	=====	=====
Hour Totals	1834	1834
10:15	451	451
10:30	424	424
10:45	465	465
11:00	494	494
=====	=====	=====
Hour Totals	1834	1834
11:15	524	524
11:30	536	536
11:45	672	672
12:00	614	614
=====	=====	=====
Hour Totals	2346	2346
12:15	602	602
12:30	603	603
12:45	631	631

\*\*\*\*\*

8-206

Greiner, Inc.  
Traffic Counts  
Volume by Lane Report

Page 2

\*\*\*\*\*  
Data File : D1115011.PRN  
Station : 000000000013  
Identification : 000000000013  
\*\*\*\*\*

Lanes 1-1 are Southbound

-----  
Thu - Nov 15, 90

Lane	1	Total
-----	-----	-----
13:00	587	587
=====	=====	=====
Hour Totals	2423	2423
13:15	508	508
13:30	495	495
13:45	548	548
14:00	560	560
=====	=====	=====
Hour Totals	2111	2111
14:15	499	499
14:30	523	523
14:45	465	465
15:00	487	487
=====	=====	=====
Hour Totals	1974	1974
15:15	477	477
15:30	500	500
15:45	593	593
16:00	483	483
=====	=====	=====
Hour Totals	2053	2053
16:15	487	487
16:30	594	594
16:45	531	531
17:00	592	592
=====	=====	=====
Hour Totals	2204	2204
17:15	641	641
17:30	621	621
17:45	563	563
18:00	443	443
=====	=====	=====
Hour Totals	2268	2268
18:15	498	498
18:30	497	497
18:45	457	457
19:00	408	408
=====	=====	=====
Hour Totals	1860	1860

\*\*\*\*\*

8-207

Greiner, Inc.  
Traffic Counts  
Volume by Lane Report

Page 3

\*\*\*\*\*  
Data File : D1115011.PRN  
Station : 000000000013  
Identification : 000000000013  
\*\*\*\*\*

Lanes 1-1 are Southbound

Thu - Nov 15, 90

Lane	1	Total
19:15	375	375
19:30	377	377
19:45	334	334
20:00	359	359
=====	=====	=====
Hour Totals	1445	1445
20:15	318	318
20:30	320	320
20:45	307	307
21:00	300	300
=====	=====	=====
Hour Totals	1245	1245
21:15	344	344
21:30	292	292
21:45	272	272
22:00	247	247
=====	=====	=====
Hour Totals	1155	1155
22:15	245	245
22:30	226	226
22:45	207	207
23:00	196	196
=====	=====	=====
Hour Totals	874	874
23:15	193	193
23:30	160	160
23:45	156	156
24:00	125	125
=====	=====	=====
Hour Totals	634	634
=====	=====	=====
Grand Totals	33351	33351
Percentages	100.0	

\*\*\*\*\*



Greiner, Inc.  
Traffic Counts  
Volume by Lane Report

Page 1.

\*\*\*\*\*  
Data File : D1116004.PRN  
Station : 0000000000013 Count ratio : 2.00  
Identification : 0000000000013 Interval : 15 minutes  
Start date : Nov 16, 90 Start time : 00:00  
Stop date : Nov 16, 90 Stop time : 24:00  
City/Town : TAMPA County : HILLSBOROUGH  
Location : DALE MABRY SB APPROACH to I-275 (SB)  
\*\*\*\*\*  
Lanes 1-1 are Southbound

Fri - Nov 16, 90

Lane	1	Total
00:15	137	137
00:30	119	119
00:45	104	104
01:00	75	75
===== Hour Totals	435	435
01:15	70	70
01:30	73	73
01:45	69	69
02:00	50	50
===== Hour Totals	262	262
02:15	68	68
02:30	47	47
02:45	54	54
03:00	46	46
===== Hour Totals	215	215
03:15	53	53
03:30	70	70
03:45	44	44
04:00	50	50
===== Hour Totals	217	217
04:15	61	61
04:30	56	56
04:45	56	56
05:00	73	73
===== Hour Totals	246	246
05:15	61	61
05:30	86	86
05:45	126	126
06:00	151	151
===== Hour Totals	424	424

\*\*\*\*\*

8-209

Greiner, Inc.  
Traffic Counts  
Volume by Lane Report

Page 1

\*\*\*\*\*  
Data File : D1116004.PRN  
Station : 000000000013  
Identification : 000000000013  
\*\*\*\*\*  
Lanes 1-1 are Southbound

Fri - Nov 16, 90

Lane	1	Total
06:15	190	190
06:30	286	286
06:45	370	370
07:00	371	371
===== Hour Totals	1217	1217
07:15	501	501
07:30	562	562
07:45	553	553
08:00	562	562
===== Hour Totals	2178	2178
08:15	520	520
08:30	578	578
08:45	501	501
09:00	458	458
===== Hour Totals	2057	2057
09:15	459	459
09:30	456	456
09:45	453	453
10:00	483	483
===== Hour Totals	1851	1851
10:15	465	465
10:30	465	465
10:45	459	459
11:00	469	469
===== Hour Totals	1858	1858
11:15	516	516
11:30	464	464
11:45	522	522
12:00	536	536
===== Hour Totals	2038	2038
12:15	528	528
12:30	546	546
12:45	548	548

\*\*\*\*\*

Greiner, Inc.  
Traffic Counts  
Volume by Lane Report

Page 1

\*\*\*\*\*  
Data File : D1116004.PRN  
Station : 000000000013  
Identification : 000000000013  
\*\*\*\*\*

Lanes 1-1 are Southbound

Fri - Nov 16, 90

Lane	1	Total
-----	-----	-----
13:00	559	559
=====	=====	=====
Hour Totals	2181	2181
13:15	562	562
13:30	556	556
13:45	529	529
14:00	500	500
=====	=====	=====
Hour Totals	2147	2147
14:15	496	496
14:30	531	531
14:45	492	492
15:00	507	507
=====	=====	=====
Hour Totals	2026	2026
15:15	510	510
15:30	458	458
15:45	560	560
16:00	515	515
=====	=====	=====
Hour Totals	2043	2043
16:15	525	525
16:30	482	482
16:45	487	487
17:00	440	440
=====	=====	=====
Hour Totals	1934	1934
17:15	546	546
17:30	492	492
17:45	440	440
18:00	461	461
=====	=====	=====
Hour Totals	1939	1939
18:15	443	443
18:30	459	459
18:45	465	465
19:00	461	461
=====	=====	=====
Hour Totals	1828	1828

\*\*\*\*\*

8-211

Greiner, Inc.  
Traffic Counts  
Volume by Lane Report

Page 1

\*\*\*\*\*  
Data File : D1116004.PRN  
Station : 000000000013  
Identification : 000000000013  
\*\*\*\*\*  
Lanes 1-1 are Southbound  
-----

Fri - Nov 16, 90

Lane	1	Total
-----	-----	-----
19:15	481	481
19:30	426	426
19:45	400	400
20:00	393	393
=====	=====	=====
Hour Totals	1700	1700
20:15	376	376
20:30	334	334
20:45	366	366
21:00	324	324
=====	=====	=====
Hour Totals	1400	1400
21:15	392	392
21:30	369	369
21:45	309	309
22:00	337	337
=====	=====	=====
Hour Totals	1407	1407
22:15	316	316
22:30	296	296
22:45	252	252
23:00	276	276
=====	=====	=====
Hour Totals	1140	1140
23:15	258	258
23:30	260	260
23:45	252	252
24:00	214	214
=====	=====	=====
Hour Totals	984	984
=====	=====	=====
Grand Totals	33727	33727
Percentages	100.0	

\*\*\*\*\*

8-212

Greiner, Inc.  
Traffic Counts  
Volume by Lane Report

Page 1

\*\*\*\*\*  
Data File : D1117004.PRN  
Station : 000000000013 Count ratio : 2.00  
Identification : 000000000013 Interval : 15 minutes  
Start date : Nov 17, 90 Start time : 00:00  
Stop date : Nov 17, 90 Stop time : 24:00  
City/Town : TAMPA County : HILLSBOROUGH  
Location : DALE MABRY SB APPROACH to I-275 (SB)  
\*\*\*\*\*

Lanes 1-1 are Southbound  
-----

Sat - Nov 17, 90

Lane	1	Total
00:15	239	239
00:30	206	206
00:45	172	172
01:00	149	149
=====	=====	=====
Hour Totals	766	766
01:15	148	148
01:30	132	132
01:45	119	119
02:00	105	105
=====	=====	=====
Hour Totals	504	504
02:15	109	109
02:30	103	103
02:45	95	95
03:00	116	116
=====	=====	=====
Hour Totals	423	423
03:15	117	117
03:30	77	77
03:45	72	72
04:00	90	90
=====	=====	=====
Hour Totals	356	356
04:15	87	87
04:30	62	62
04:45	50	50
05:00	50	50
=====	=====	=====
Hour Totals	249	249
05:15	56	56
05:30	49	49
05:45	69	69
06:00	75	75
=====	=====	=====
Hour Totals	249	249

\*\*\*\*\*

8-213

Greiner, Inc.  
Traffic Counts  
Volume by Lane Report

Page 1

\*\*\*\*\*  
Data File : D1117004.PRN  
Station : 000000000013  
Identification : 000000000013  
\*\*\*\*\*  
Lanes 1-1 are Southbound  
-----

Sat - Nov 17, 90

Lane	1	Total
-----	-----	-----
06:15	89	89
06:30	131	131
06:45	125	125
07:00	163	163
=====	=====	=====
Hour Totals	508	508
07:15	152	152
07:30	187	187
07:45	216	216
08:00	236	236
=====	=====	=====
Hour Totals	791	791
08:15	228	228
08:30	253	253
08:45	307	307
09:00	311	311
=====	=====	=====
Hour Totals	1099	1099
09:15	313	313
09:30	318	318
09:45	337	337
10:00	355	355
=====	=====	=====
Hour Totals	1323	1323
10:15	369	369
10:30	373	373
10:45	387	387
11:00	446	446
=====	=====	=====
Hour Totals	1575	1575
11:15	405	405
11:30	424	424
11:45	434	434
12:00	432	432
=====	=====	=====
Hour Totals	1695	1695
12:15	402	402
12:30	452	452
12:45	392	392

\*\*\*\*\*

8-214

Greiner, Inc.  
Traffic Counts  
Volume by Lane Report

Page 1

\*\*\*\*\*  
Data File : D1117004.PRN  
Station : 000000000013  
Identification : 000000000013  
\*\*\*\*\*

Lanes 1-1 are Southbound

Sat - Nov 17, 90

Lane	1	Total
-----	-----	-----
13:00	448	448
=====	=====	=====
Hour Totals	1694	1694
13:15	433	433
13:30	418	418
13:45	423	423
14:00	463	463
=====	=====	=====
Hour Totals	1737	1737
14:15	414	414
14:30	447	447
14:45	422	422
15:00	399	399
=====	=====	=====
Hour Totals	1682	1682
15:15	467	467
15:30	424	424
15:45	437	437
16:00	457	457
=====	=====	=====
Hour Totals	1785	1785
16:15	426	426
16:30	449	449
16:45	412	412
17:00	419	419
=====	=====	=====
Hour Totals	1706	1706
17:15	454	454
17:30	453	453
17:45	440	440
18:00	433	433
=====	=====	=====
Hour Totals	1780	1780
18:15	443	443
18:30	435	435
18:45	413	413
19:00	370	370
=====	=====	=====
Hour Totals	1661	1661

\*\*\*\*\*

8-215

Greiner, Inc.  
Traffic Counts  
Volume by Lane Report

Page 10

\*\*\*\*\*  
Data File : D1117004.PRN  
Station : 000000000013  
Identification : 000000000013  
\*\*\*\*\*  
Lanes 1-1 are Southbound

Sat - Nov 17, 90

Lane	1	Total
19:15	381	381
19:30	389	389
19:45	377	377
20:00	334	334
=====	=====	=====
Hour Totals	1481	1481
20:15	338	338
20:30	302	302
20:45	289	289
21:00	288	288
=====	=====	=====
Hour Totals	1217	1217
21:15	298	298
21:30	326	326
21:45	271	271
22:00	239	239
=====	=====	=====
Hour Totals	1134	1134
22:15	244	244
22:30	267	267
22:45	237	237
23:00	243	243
=====	=====	=====
Hour Totals	991	991
23:15	210	210
23:30	234	234
23:45	209	209
24:00	209	209
=====	=====	=====
Hour Totals	862	862
=====	=====	=====
Grand Totals	27268	27268
Percentages	100.0	

\*\*\*\*\*

8-216



Greiner, Inc.  
Traffic Counts  
Volume by Lane Report

Page 1

\*\*\*\*\*  
Data File : D1118004.PRN  
Station : 000000000013 Count ratio : 2.00  
Identification : 000000000013 Interval : 15 minutes  
Start date : Nov 18, 90 Start time : 00:00  
Stop date : Nov 18, 90 Stop time : 24:00  
City/Town : TAMPA County : HILLSBOROUGH  
Location : DALE MABRY SB APPROACH to I-275 (SB)  
\*\*\*\*\*  
Lanes 1-1 are Southbound  
-----

Sun - Nov 18, 90

Lane	1	Total
00:15	202	202
00:30	205	205
00:45	178	178
01:00	165	165
=====	=====	=====
Hour Totals	750	750
01:15	129	129
01:30	127	127
01:45	125	125
02:00	103	103
=====	=====	=====
Hour Totals	484	484
02:15	118	118
02:30	100	100
02:45	97	97
03:00	126	126
=====	=====	=====
Hour Totals	441	441
03:15	108	108
03:30	94	94
03:45	82	82
04:00	72	72
=====	=====	=====
Hour Totals	356	356
04:15	65	65
04:30	40	40
04:45	45	45
05:00	41	41
=====	=====	=====
Hour Totals	191	191
05:15	37	37
05:30	54	54
05:45	45	45
06:00	44	44
=====	=====	=====
Hour Totals	180	180

\*\*\*\*\*

8-217

Greiner, Inc.  
Traffic Counts  
Volume by Lane Report

Page 1

\*\*\*\*\*  
Data File : D1118004.PRN  
Station : 000000000013  
Identification : 000000000013  
\*\*\*\*\*  
Lanes 1-1 are Southbound

Sun - Nov 18, 90

Lane	1	Total
06:15	46	46
06:30	59	59
06:45	93	93
07:00	90	90
=====	=====	=====
Hour Totals	288	288
07:15	82	82
07:30	85	85
07:45	109	109
08:00	105	105
=====	=====	=====
Hour Totals	381	381
08:15	99	99
08:30	110	110
08:45	160	160
09:00	168	168
=====	=====	=====
Hour Totals	537	537
09:15	171	171
09:30	189	189
09:45	202	202
10:00	210	210
=====	=====	=====
Hour Totals	772	772
10:15	225	225
10:30	230	230
10:45	303	303
11:00	244	244
=====	=====	=====
Hour Totals	1002	1002
11:15	270	270
11:30	319	319
11:45	288	288
12:00	304	304
=====	=====	=====
Hour Totals	1181	1181
12:15	308	308
12:30	326	326
12:45	382	382

\*\*\*\*\*

8-218

Greiner, Inc.  
Traffic Counts  
Volume by Lane Report

Page 1

\*\*\*\*\*  
Data File : D1118004.PRN  
Station : 0000000000013  
Identification : 0000000000013  
\*\*\*\*\*

Lanes 1-1 are Southbound

Sun - Nov 18, 90

Lane	1	Total
-----	-----	-----
13:00	324	324
=====	=====	=====
Hour Totals	1340	1340
13:15	334	334
13:30	359	359
13:45	361	361
14:00	341	341
=====	=====	=====
Hour Totals	1395	1395
14:15	341	341
14:30	365	365
14:45	372	372
15:00	369	369
=====	=====	=====
Hour Totals	1447	1447
15:15	379	379
15:30	339	339
15:45	302	302
16:00	347	347
=====	=====	=====
Hour Totals	1367	1367
16:15	308	308
16:30	362	362
16:45	335	335
17:00	362	362
=====	=====	=====
Hour Totals	1367	1367
17:15	306	306
17:30	352	352
17:45	317	317
18:00	327	327
=====	=====	=====
Hour Totals	1302	1302
18:15	300	300
18:30	301	301
18:45	268	268
19:00	252	252
=====	=====	=====
Hour Totals	1121	1121

\*\*\*\*\*

8-219

Greiner, Inc.  
Traffic Counts  
Volume by Lane Report

Page 1

\*\*\*\*\*  
Data File : D1118004.PRN  
Station : 000000000013  
Identification : 000000000013  
\*\*\*\*\*  
Lanes 1-1 are Southbound

Sun - Nov 18, 90

Lane	1	Total
19:15	239	239
19:30	221	221
19:45	248	248
20:00	188	188
===== Hour Totals	896	896
20:15	170	170
20:30	200	200
20:45	189	189
21:00	159	159
===== Hour Totals	718	718
21:15	204	204
21:30	150	150
21:45	139	139
22:00	153	153
===== Hour Totals	646	646
22:15	162	162
22:30	134	134
22:45	113	113
23:00	81	81
===== Hour Totals	490	490
23:15	112	112
23:30	103	103
23:45	107	107
24:00	69	69
===== Hour Totals	391	391
===== Grand Totals	19043	19043
Percentages	100.0	

\*\*\*\*\*

Greiner, Inc.  
Traffic Counts  
Volume by Lane Report

Page 1

\*\*\*\*\*  
Data File : D1119007.PRN  
Station : 000000000013 Count ratio : 2.00  
Identification : 000000000013 Interval : 15 minutes  
Start date : Nov 19, 90 Start time : 00:00  
Stop date : Nov 19, 90 Stop time : 24:00  
City/Town : TAMPA County : HILLSBOROUGH  
Location : DALE MABRY SB APPROACH to I-275 (SB)  
\*\*\*\*\*

Lanes 1-1 are Southbound  
-----

Mon - Nov 19, 90

Lane	1	Total
00:15	107	107
00:30	76	76
00:45	55	55
01:00	46	46
=====	=====	=====
Hour Totals	284	284
01:15	49	49
01:30	57	57
01:45	54	54
02:00	48	48
=====	=====	=====
Hour Totals	208	208
02:15	56	56
02:30	38	38
02:45	38	38
03:00	45	45
=====	=====	=====
Hour Totals	177	177
03:15	41	41
03:30	34	34
03:45	43	43
04:00	65	65
=====	=====	=====
Hour Totals	183	183
04:15	44	44
04:30	35	35
04:45	53	53
05:00	72	72
=====	=====	=====
Hour Totals	204	204
05:15	73	73
05:30	103	103
05:45	145	145
06:00	148	148
=====	=====	=====
Hour Totals	469	469

\*\*\*\*\*

8-221

Greiner, Inc.  
Traffic Counts  
Volume by Lane Report

Page 1

\*\*\*\*\*  
Data File : D1119007.PRN  
Station : 000000000013  
Identification : 000000000013  
\*\*\*\*\*  
Lanes 1-1 are Southbound  
-----

Mon - Nov 19, 90

Lane	1	Total
06:15	189	189
06:30	290	290
06:45	323	323
07:00	400	400
=====	=====	=====
Hour Totals	1202	1202
07:15	424	424
07:30	507	507
07:45	531	531
08:00	556	556
=====	=====	=====
Hour Totals	2018	2018
08:15	483	483
08:30	507	507
08:45	472	472
09:00	452	452
=====	=====	=====
Hour Totals	1914	1914
09:15	389	389
09:30	425	425
09:45	396	396
10:00	400	400
=====	=====	=====
Hour Totals	1610	1610
10:15	472	472
10:30	388	388
10:45	423	423
11:00	478	478
=====	=====	=====
Hour Totals	1761	1761
11:15	477	477
11:30	431	431
11:45	506	506
12:00	518	518
=====	=====	=====
Hour Totals	1932	1932
12:15	532	532
12:30	559	559
12:45	521	521

\*\*\*\*\*

8-222

Greiner, Inc.  
Traffic Counts  
Volume by Lane Report

Page 1

\*\*\*\*\*  
Data File : D1119007.PRN  
Station : 0000000000013  
Identification : 0000000000013  
\*\*\*\*\*

Lanes 1-1 are Southbound

Mon - Nov 19, 90

Lane	1	Total
-----	-----	-----
13:00	559	559
=====	=====	=====
Hour Totals	2171	2171
13:15	543	543
13:30	494	494
13:45	489	489
14:00	533	533
=====	=====	=====
Hour Totals	2059	2059
14:15	505	505
14:30	452	452
14:45	512	512
15:00	494	494
=====	=====	=====
Hour Totals	1963	1963
15:15	496	496
15:30	482	482
15:45	584	584
16:00	477	477
=====	=====	=====
Hour Totals	2039	2039
16:15	516	516
16:30	474	474
16:45	479	479
17:00	437	437
=====	=====	=====
Hour Totals	1906	1906
17:15	538	538
17:30	498	498
17:45	381	381
18:00	437	437
=====	=====	=====
Hour Totals	1854	1854
18:15	425	425
18:30	387	387
18:45	419	419
19:00	375	375
=====	=====	=====
Hour Totals	1606	1606

\*\*\*\*\*

8-223

Greiner, Inc.  
Traffic Counts  
Volume by Lane Report

Page 2

\*\*\*\*\*  
Data File : D1119007.PRN  
Station : 0000000000013  
Identification : 0000000000013  
\*\*\*\*\*

Lanes 1-1 are Southbound

Mon - Nov 19, 90

Lane	1	Total
19:15	354	354
19:30	334	334
19:45	296	296
20:00	314	314
=====	=====	=====
Hour Totals	1298	1298
20:15	321	321
20:30	279	279
20:45	334	334
21:00	271	271
=====	=====	=====
Hour Totals	1205	1205
21:15	333	333
21:30	254	254
21:45	184	184
22:00	204	204
=====	=====	=====
Hour Totals	975	975
22:15	200	200
22:30	174	174
22:45	182	182
23:00	117	117
=====	=====	=====
Hour Totals	673	673
23:15	128	128
23:30	116	116
23:45	96	96
24:00	103	103
=====	=====	=====
Hour Totals	443	443
=====	=====	=====
Grand Totals	30154	30154
Percentages	100.0	

\*\*\*\*\*

8-224



Greiner, Inc.  
Traffic Counts  
Volume by Lane Report

Page 1

\*\*\*\*\*  
Data File : D1120004.PRN  
Station : 000000000013 Count ratio : 2.00  
Identification : 000000000013 Interval : 15 minutes  
Start date : Nov 20, 90 Start time : 00:00  
Stop date : Nov 20, 90 Stop time : 24:00  
City/Town : TAMPA County : HILLSBOROUGH  
Location : DALE MABRY SB APPROACH to I-275 (SB)  
\*\*\*\*\*  
Lanes 1-1 are Southbound

Tue - Nov 20, 90

Lane	1	Total
00:15	98	98
00:30	74	74
00:45	65	65
01:00	67	67
===== Hour Totals	304	304
01:15	56	56
01:30	55	55
01:45	56	56
02:00	53	53
===== Hour Totals	220	220
02:15	30	30
02:30	46	46
02:45	40	40
03:00	39	39
===== Hour Totals	155	155
03:15	44	44
03:30	54	54
03:45	47	47
04:00	48	48
===== Hour Totals	193	193
04:15	45	45
04:30	39	39
04:45	55	55
05:00	69	69
===== Hour Totals	208	208
05:15	70	70
05:30	91	91
05:45	119	119
06:00	140	140
===== Hour Totals	420	420

\*\*\*\*\*

8-225

Greiner, Inc.  
Traffic Counts  
Volume by Lane Report

Page 1

\*\*\*\*\*  
Data File : D1120004.PRN  
Station : 000000000013  
Identification : 000000000013  
\*\*\*\*\*

Lanes 1-1 are Southbound  
-----

Tue - Nov 20, 90

Lane	1	Total
-----	-----	-----
06:15	198	198
06:30	262	262
06:45	317	317
07:00	426	426
=====	=====	=====
Hour Totals	1203	1203
07:15	465	465
07:30	522	522
07:45	520	520
08:00	575	575
=====	=====	=====
Hour Totals	2082	2082
08:15	473	473
08:30	526	526
08:45	499	499
09:00	471	471
=====	=====	=====
Hour Totals	1969	1969
09:15	403	403
09:30	416	416
09:45	477	477
10:00	416	416
=====	=====	=====
Hour Totals	1712	1712
10:15	485	485
10:30	412	412
10:45	425	425
11:00	473	473
=====	=====	=====
Hour Totals	1795	1795
11:15	441	441
11:30	523	523
11:45	466	466
12:00	494	494
=====	=====	=====
Hour Totals	1924	1924
12:15	545	545
12:30	535	535
12:45	515	515

\*\*\*\*\*

8-226

Greiner, Inc.  
Traffic Counts  
Volume by Lane Report

Page 1

\*\*\*\*\*

Data File : D1120004.PRN

Station : 000000000013

Identification : 000000000013

\*\*\*\*\*

Lanes 1-1 are Southbound

Tue - Nov 20, 90

Lane	1	Total
-----	-----	-----
13:00	556	556
=====	=====	=====
Hour Totals	2151	2151
13:15	539	539
13:30	532	532
13:45	558	558
14:00	538	538
=====	=====	=====
Hour Totals	2167	2167
14:15	452	452
14:30	508	508
14:45	456	456
15:00	540	540
=====	=====	=====
Hour Totals	1956	1956
15:15	464	464
15:30	482	482
15:45	474	474
16:00	477	477
=====	=====	=====
Hour Totals	1897	1897
16:15	551	551
16:30	427	427
16:45	493	493
17:00	434	434
=====	=====	=====
Hour Totals	1905	1905
17:15	536	536
17:30	470	470
17:45	435	435
18:00	480	480
=====	=====	=====
Hour Totals	1921	1921
18:15	414	414
18:30	421	421
18:45	426	426
19:00	425	425
=====	=====	=====
Hour Totals	1686	1686

\*\*\*\*\*

8-227

Greiner, Inc.  
Traffic Counts  
Volume by Lane Report

Page

\*\*\*\*\*  
Data File : D1120004.PRN  
Station : 000000000013  
Identification : 000000000013  
\*\*\*\*\*

Lanes 1-1 are Southbound  
-----

Tue - Nov 20, 90

Lane	1	Total
-----	-----	-----
19:15	372	372
19:30	367	367
19:45	351	351
20:00	333	333
=====	=====	=====
Hour Totals	1423	1423
20:15	288	288
20:30	289	289
20:45	306	306
21:00	290	290
=====	=====	=====
Hour Totals	1173	1173
21:15	305	305
21:30	248	248
21:45	261	261
22:00	224	224
=====	=====	=====
Hour Totals	1038	1038
22:15	228	228
22:30	183	183
22:45	161	161
23:00	142	142
=====	=====	=====
Hour Totals	714	714
23:15	161	161
23:30	142	142
23:45	130	130
24:00	116	116
=====	=====	=====
Hour Totals	549	549
=====	=====	=====
Grand Totals	30765	30765
Percentages	100.0	

\*\*\*\*\*

8-228

Greiner, Inc.  
Traffic Counts  
Volume by Lane Report

Page 1

\*\*\*\*\*

Data File : D0109006.PRN  
Station : 000000000017 Count ratio : 2.00  
Identification : 000000000017 Interval : 15 minutes  
Start date : Jan 9, 91 Start time : 00:00  
Stop date : Jan 9, 91 Stop time : 24:00  
City/Town : TAMPA County : HILLSBOROUGH  
Location : DALE MABRY North of I-275 (SB)

\*\*\*\*\*

Lanes 1-1 are Southbound

-----  
Wed - Jan 9, 91

Lane	1	Total
-----	-----	-----
00:15	81	81
00:30	65	65
00:45	75	75
01:00	61	61
=====	=====	=====
Hour Totals	282	282
01:15	48	48
01:30	52	52
01:45	48	48
02:00	39	39
=====	=====	=====
Hour Totals	187	187
02:15	35	35
02:30	43	43
02:45	36	36
03:00	38	38
=====	=====	=====
Hour Totals	152	152
03:15	41	41
03:30	34	34
03:45	43	43
04:00	48	48
=====	=====	=====
Hour Totals	166	166
04:15	43	43
04:30	45	45
04:45	44	44
05:00	51	51
=====	=====	=====
Hour Totals	183	183
05:15	56	56
05:30	82	82
05:45	117	117
06:00	177	177
=====	=====	=====
Hour Totals	432	432

\*\*\*\*\*

8-229

Greiner, Inc.  
Traffic Counts  
Volume by Lane Report

Page 1

\*\*\*\*\*  
Data File : D0109006.PRN  
Station : 0000000000017  
Identification : 0000000000017  
\*\*\*\*\*

Lanes 1-1 are Southbound  
-----

Wed - Jan 9, 91

Lane	1	Total
06:15	196	196
06:30	265	265
06:45	323	323
07:00	408	408
=====	=====	=====
Hour Totals	1192	1192
07:15	475	475
07:30	493	493
07:45	532	532
08:00	459	459
=====	=====	=====
Hour Totals	1959	1959
08:15	464	464
08:30	508	508
08:45	452	452
09:00	458	458
=====	=====	=====
Hour Totals	1882	1882
09:15	383	383
09:30	410	410
09:45	421	421
10:00	404	404
=====	=====	=====
Hour Totals	1618	1618
10:15	423	423
10:30	446	446
10:45	452	452
11:00	445	445
=====	=====	=====
Hour Totals	1766	1766
11:15	422	422
11:30	522	522
11:45	479	479
12:00	491	491
=====	=====	=====
Hour Totals	1914	1914
12:15	556	556
12:30	518	518
12:45	518	518

\*\*\*\*\*

8-230

Greiner, Inc.  
Traffic Counts  
Volume by Lane Report

Page 1

\*\*\*\*\*

Data File : D0109006.PRN  
Station : 000000000017  
Identification : 000000000017

\*\*\*\*\*

Lanes 1-1 are Southbound

-----  
Wed - Jan 9, 91

Lane	1	Total
------	---	-------

-----

13:00	555	555
-------	-----	-----

=====

Hour Totals	2147	2147
-------------	------	------

13:15	531	531
-------	-----	-----

13:30	520	520
-------	-----	-----

13:45	508	508
-------	-----	-----

14:00	464	464
-------	-----	-----

=====

Hour Totals	2023	2023
-------------	------	------

14:15	503	503
-------	-----	-----

14:30	468	468
-------	-----	-----

14:45	474	474
-------	-----	-----

15:00	450	450
-------	-----	-----

=====

Hour Totals	1895	1895
-------------	------	------

15:15	455	455
-------	-----	-----

15:30	514	514
-------	-----	-----

15:45	494	494
-------	-----	-----

16:00	476	476
-------	-----	-----

=====

Hour Totals	1939	1939
-------------	------	------

16:15	475	475
-------	-----	-----

16:30	515	515
-------	-----	-----

16:45	382	382
-------	-----	-----

17:00	510	510
-------	-----	-----

=====

Hour Totals	1882	1882
-------------	------	------

17:15	532	532
-------	-----	-----

17:30	402	402
-------	-----	-----

17:45	447	447
-------	-----	-----

18:00	415	415
-------	-----	-----

=====

Hour Totals	1796	1796
-------------	------	------

18:15	388	388
-------	-----	-----

18:30	413	413
-------	-----	-----

18:45	408	408
-------	-----	-----

19:00	419	419
-------	-----	-----

=====

Hour Totals	1628	1628
-------------	------	------

\*\*\*\*\*

8-231

Greiner, Inc.  
Traffic Counts  
Volume by Lane Report

Page

\*\*\*\*\*  
Data File : D0109006.PRN  
Station : 000000000017  
Identification : 000000000017  
\*\*\*\*\*  
Lanes 1-1 are Southbound

Wed - Jan 9, 91

Lane	1	Total
19:15	407	407
19:30	318	318
19:45	325	325
20:00	326	326
=====	=====	=====
Hour Totals	1376	1376
20:15	318	318
20:30	313	313
20:45	289	289
21:00	277	277
=====	=====	=====
Hour Totals	1197	1197
21:15	285	285
21:30	294	294
21:45	224	224
22:00	226	226
=====	=====	=====
Hour Totals	1029	1029
22:15	202	202
22:30	212	212
22:45	189	189
23:00	161	161
=====	=====	=====
Hour Totals	764	764
23:15	175	175
23:30	132	132
23:45	117	117
24:00	105	105
=====	=====	=====
Hour Totals	529	529
=====	=====	=====
Grand Totals	29938	29938
Percentages	100.0	

\*\*\*\*\*

8-232



Greiner, Inc.  
Traffic Counts  
Volume by Lane Report

Page 21

\*\*\*\*\*

Data File : D0110006.PRN  
Station : 0000000000017 Count ratio : 2.00  
Identification : 0000000000017 Interval : 15 minutes  
Start date : Jan 10, 91 Start time : 00:00  
Stop date : Jan 10, 91 Stop time : 24:00  
City/Town : TAMPA County : HILLSBOROUGH  
Location : DALE MABRY North of I-275 (SB)

\*\*\*\*\*

Lanes 1-1 are Southbound

-----  
Thu - Jan 10, 91

Lane	1	Total
00:15	114	114
00:30	100	100
00:45	81	81
01:00	63	63
=====	=====	=====
Hour Totals	358	358
01:15	64	64
01:30	63	63
01:45	71	71
02:00	66	66
=====	=====	=====
Hour Totals	264	264
02:15	57	57
02:30	40	40
02:45	38	38
03:00	50	50
=====	=====	=====
Hour Totals	185	185
03:15	53	53
03:30	50	50
03:45	59	59
04:00	42	42
=====	=====	=====
Hour Totals	204	204
04:15	39	39
04:30	51	51
04:45	50	50
05:00	68	68
=====	=====	=====
Hour Totals	208	208
05:15	88	88
05:30	100	100
05:45	136	136
06:00	176	176
=====	=====	=====
Hour Totals	500	500

\*\*\*\*\*

8-233

Greiner, Inc.  
Traffic Counts  
Volume by Lane Report

Page 22

\*\*\*\*\*  
Data File : D0110006.PRN  
Station : 000000000017  
Identification : 000000000017  
\*\*\*\*\*  
Lanes 1-1 are Southbound

Thu - Jan 10, 91

Lane	1	Total
06:15	187	187
06:30	300	300
06:45	329	329
07:00	449	449
=====	=====	=====
Hour Totals	1265	1265
07:15	415	415
07:30	516	516
07:45	534	534
08:00	474	474
=====	=====	=====
Hour Totals	1939	1939
08:15	499	499
08:30	490	490
08:45	503	503
09:00	418	418
=====	=====	=====
Hour Totals	1910	1910
09:15	427	427
09:30	436	436
09:45	433	433
10:00	394	394
=====	=====	=====
Hour Totals	1690	1690
10:15	425	425
10:30	439	439
10:45	387	387
11:00	445	445
=====	=====	=====
Hour Totals	1696	1696
11:15	440	440
11:30	501	501
11:45	500	500
12:00	501	501
=====	=====	=====
Hour Totals	1942	1942
12:15	489	489
12:30	548	548
12:45	473	473

\*\*\*\*\*

8-234

Greiner, Inc.  
Traffic Counts  
Volume by Lane Report

Page 23

\*\*\*\*\*  
Data File : D0110006.PRN  
Station : 000000000017  
Identification : 000000000017  
\*\*\*\*\*

Lanes 1-1 are Southbound  
-----

Thu - Jan 10, 91

Lane	1	Total
-----	-----	-----
13:00	602	602
=====	=====	=====
Hour Totals	2112	2112
13:15	495	495
13:30	571	571
13:45	480	480
14:00	526	526
=====	=====	=====
Hour Totals	2072	2072
14:15	494	494
14:30	467	467
14:45	444	444
15:00	510	510
=====	=====	=====
Hour Totals	1915	1915
15:15	472	472
15:30	442	442
15:45	455	455
16:00	488	488
=====	=====	=====
Hour Totals	1857	1857
16:15	468	468
16:30	447	447
16:45	502	502
17:00	506	506
=====	=====	=====
Hour Totals	1923	1923
17:15	498	498
17:30	473	473
17:45	414	414
18:00	385	385
=====	=====	=====
Hour Totals	1770	1770
18:15	369	369
18:30	409	409
18:45	381	381
19:00	434	434
=====	=====	=====
Hour Totals	1593	1593

\*\*\*\*\*

8-235

Greiner, Inc.  
Traffic Counts  
Volume by Lane Report

Page 24

\*\*\*\*\*  
Data File : D0110006.PRN  
Station : 000000000017  
Identification : 000000000017  
\*\*\*\*\*

Lanes 1-1 are Southbound

-----  
Thu - Jan 10, 91

Lane	1	Total
-----	-----	-----
19:15	374	374
19:30	337	337
19:45	342	342
20:00	312	312
=====	=====	=====
Hour Totals	1365	1365
20:15	285	285
20:30	307	307
20:45	286	286
21:00	294	294
=====	=====	=====
Hour Totals	1172	1172
21:15	357	357
21:30	258	258
21:45	251	251
22:00	223	223
=====	=====	=====
Hour Totals	1089	1089
22:15	239	239
22:30	191	191
22:45	168	168
23:00	155	155
=====	=====	=====
Hour Totals	753	753
23:15	187	187
23:30	111	111
23:45	135	135
24:00	102	102
=====	=====	=====
Hour Totals	535	535
=====	=====	=====
Grand Totals	30317	30317
Percentages	100.0	

\*\*\*\*\*

Greiner, Inc.  
Traffic Counts  
Volume by Lane Report

Page 37

\*\*\*\*\*  
Data File : D0111010.PRN  
Station : 000000000017 Count ratio : 2.00  
Identification : 000000000017 Interval : 15 minutes  
Start date : Jan 11, 91 Start time : 00:00  
Stop date : Jan 11, 91 Stop time : 24:00  
City/Town : TAMPA County : HILLSBOROUGH  
Location : DALE MABRY North of I-275 (SB)  
\*\*\*\*\*  
Lanes 1-1 are Southbound

-----  
Fri - Jan 11, 91  
Lane 1 Total  
-----  
00:15 104 104  
00:30 96 96  
00:45 81 81  
01:00 64 64  
=====

Hour Totals	345	345
-------------	-----	-----

01:15 71 71  
01:30 51 51  
01:45 66 66  
02:00 52 52  
=====

Hour Totals	240	240
-------------	-----	-----

02:15 52 52  
02:30 58 58  
02:45 51 51  
03:00 49 49  
=====

Hour Totals	210	210
-------------	-----	-----

03:15 50 50  
03:30 56 56  
03:45 61 61  
04:00 54 54  
=====

Hour Totals	221	221
-------------	-----	-----

04:15 60 60  
04:30 40 40  
04:45 53 53  
05:00 58 58  
=====

Hour Totals	211	211
-------------	-----	-----

05:15 98 98  
05:30 104 104  
05:45 128 128  
06:00 130 130  
=====

Hour Totals	460	460
-------------	-----	-----

\*\*\*\*\*

8-237

Greiner, Inc.  
Traffic Counts  
Volume by Lane Report

Page 38

\*\*\*\*\*  
Data File : D0111010.FRN  
Station : 000000000017  
Identification : 000000000017  
\*\*\*\*\*  
Lanes 1-1 are Southbound

Fri - Jan 11, 91

Lane	1	Total
06:15	214	214
06:30	294	294
06:45	319	319
07:00	406	406
=====	=====	=====
Hour Totals	1233	1233
07:15	454	454
07:30	513	513
07:45	555	555
08:00	462	462
=====	=====	=====
Hour Totals	1984	1984
08:15	548	548
08:30	451	451
08:45	459	459
09:00	508	508
=====	=====	=====
Hour Totals	1966	1966
09:15	417	417
09:30	394	394
09:45	435	435
10:00	440	440
=====	=====	=====
Hour Totals	1686	1686
10:15	473	473
10:30	443	443
10:45	426	426
11:00	487	487
=====	=====	=====
Hour Totals	1829	1829
11:15	434	434
11:30	511	511
11:45	506	506
12:00	545	545
=====	=====	=====
Hour Totals	1996	1996
12:15	577	577
12:30	576	576
12:45	547	547

\*\*\*\*\*

8-238

Greiner, Inc.  
Traffic Counts  
Volume by Lane Report

Page 39

\*\*\*\*\*  
Data File : D0111010.PRN  
Station : 000000000017  
Identification : 000000000017  
\*\*\*\*\*

Lanes 1-1 are Southbound  
-----

Fri - Jan 11, 91

Lane	1	Total
-----	-----	-----
13:00	543	543
=====	=====	=====
Hour Totals	2243	2243
13:15	548	548
13:30	614	614
13:45	479	479
14:00	514	514
=====	=====	=====
Hour Totals	2155	2155
14:15	496	496
14:30	488	488
14:45	478	478
15:00	501	501
=====	=====	=====
Hour Totals	1963	1963
15:15	535	535
15:30	468	468
15:45	496	496
16:00	506	506
=====	=====	=====
Hour Totals	2005	2005
16:15	464	464
16:30	449	449
16:45	473	473
17:00	469	469
=====	=====	=====
Hour Totals	1855	1855
17:15	498	498
17:30	455	455
17:45	430	430
18:00	395	395
=====	=====	=====
Hour Totals	1778	1778
18:15	451	451
18:30	425	425
18:45	395	395
19:00	482	482
=====	=====	=====
Hour Totals	1753	1753

\*\*\*\*\*

8-239

Greiner, Inc.  
Traffic Counts  
Volume by Lane Report

Page 40

```
*****
Data File      : D0111010.PRN
Station       : 0000000000017
Identification : 0000000000017
*****
Lanes 1-1 are Southbound
-----
Fri - Jan 11, 91
Lane          1          Total
-----
19:15         421         421
19:30         417         417
19:45         410         410
20:00         377         377
=====
Hour Totals   1625        1625

20:15         347         347
20:30         339         339
20:45         333         333
21:00         365         365
=====
Hour Totals   1384        1384

21:15         328         328
21:30         321         321
21:45         338         338
22:00         340         340
=====
Hour Totals   1327        1327

22:15         295         295
22:30         246         246
22:45         262         262
23:00         248         248
=====
Hour Totals   1051        1051

23:15         241         241
23:30         219         219
23:45         218         218
24:00         203         203
=====
Hour Totals    881         881

=====
Grand Totals  32401       32401
Percentages   100.0
*****
```



Greiner, Inc.  
Traffic Counts  
Volume by Lane Report

Page 37

\*\*\*\*\*  
Data File : D0112010.PRN  
Station : 000000000017 Count ratio : 2.00  
Identification : 000000000017 Interval : 15 minutes  
Start date : Jan 12, 91 Start time : 00:00  
Stop date : Jan 12, 91 Stop time : 24:00  
City/Town : TAMPA County : HILLSBOROUGH  
Location : DALE MABRY North of I-275 (SB)  
\*\*\*\*\*  
Lanes 1-1 are Southbound  
-----

Sat - Jan 12, 91

Lane	1	Total
00:15	165	165
00:30	165	165
00:45	171	171
01:00	121	121
=====	=====	=====
Hour Totals	622	622
01:15	100	100
01:30	101	101
01:45	119	119
02:00	111	111
=====	=====	=====
Hour Totals	431	431
02:15	103	103
02:30	84	84
02:45	79	79
03:00	103	103
=====	=====	=====
Hour Totals	369	369
03:15	94	94
03:30	69	69
03:45	81	81
04:00	99	99
=====	=====	=====
Hour Totals	343	343
04:15	65	65
04:30	48	48
04:45	59	59
05:00	30	30
=====	=====	=====
Hour Totals	202	202
05:15	44	44
05:30	39	39
05:45	72	72
06:00	65	65
=====	=====	=====
Hour Totals	220	220

\*\*\*\*\*

8-241

Greiner, Inc.  
Traffic Counts  
Volume by Lane Report

Page 38

\*\*\*\*\*  
Data File : D0112010.PRN  
Station : 000000000017  
Identification : 000000000017  
\*\*\*\*\*  
Lanes 1-1 are Southbound

Sat - Jan 12, 91

Lane	1	Total
06:15	119	119
06:30	96	96
06:45	126	126
07:00	117	117
=====	=====	=====
Hour Totals	458	458
07:15	146	146
07:30	188	188
07:45	234	234
08:00	235	235
=====	=====	=====
Hour Totals	803	803
08:15	203	203
08:30	260	260
08:45	256	256
09:00	258	258
=====	=====	=====
Hour Totals	977	977
09:15	283	283
09:30	303	303
09:45	290	290
10:00	339	339
=====	=====	=====
Hour Totals	1215	1215
10:15	325	325
10:30	372	372
10:45	372	372
11:00	388	388
=====	=====	=====
Hour Totals	1457	1457
11:15	392	392
11:30	413	413
11:45	424	424
12:00	459	459
=====	=====	=====
Hour Totals	1688	1688
12:15	462	462
12:30	458	458
12:45	451	451

\*\*\*\*\*

8-242

Greiner, Inc.  
Traffic Counts  
Volume by Lane Report

Page 39

\*\*\*\*\*  
Data File : D0112010.PRN  
Station : 000000000017  
Identification : 000000000017  
\*\*\*\*\*

Lanes 1-1 are Southbound  
-----

Sat - Jan 12, 91

Lane	1	Total
-----	-----	-----
13:00	486	486
=====	=====	=====
Hour Totals	1857	1857
13:15	432	432
13:30	444	444
13:45	423	423
14:00	409	409
=====	=====	=====
Hour Totals	1708	1708
14:15	454	454
14:30	474	474
14:45	374	374
15:00	417	417
=====	=====	=====
Hour Totals	1719	1719
15:15	378	378
15:30	471	471
15:45	426	426
16:00	386	386
=====	=====	=====
Hour Totals	1661	1661
16:15	457	457
16:30	394	394
16:45	452	452
17:00	406	406
=====	=====	=====
Hour Totals	1709	1709
17:15	429	429
17:30	424	424
17:45	426	426
18:00	383	383
=====	=====	=====
Hour Totals	1662	1662
18:15	460	460
18:30	324	324
18:45	421	421
19:00	395	395
=====	=====	=====
Hour Totals	1600	1600

\*\*\*\*\*

8-243

Greiner, Inc.  
Traffic Counts  
Volume by Lane Report

Page 40

\*\*\*\*\*  
Data File : D0112010.PRN  
Station : 0000000000017  
Identification : 0000000000017  
\*\*\*\*\*

Lanes 1-1 are Southbound

Sat - Jan 12, 91

Lane	1	Total
19:15	321	321
19:30	308	308
19:45	284	284
20:00	292	292
=====	=====	=====
Hour Totals	1205	1205
20:15	304	304
20:30	295	295
20:45	310	310
21:00	264	264
=====	=====	=====
Hour Totals	1173	1173
21:15	302	302
21:30	291	291
21:45	266	266
22:00	265	265
=====	=====	=====
Hour Totals	1124	1124
22:15	229	229
22:30	234	234
22:45	230	230
23:00	193	193
=====	=====	=====
Hour Totals	886	886
23:15	207	207
23:30	193	193
23:45	225	225
24:00	219	219
=====	=====	=====
Hour Totals	844	844
=====	=====	=====
Grand Totals	25933	25933
Percentages	100.0	

\*\*\*\*\*

Greiner, Inc.  
Traffic Counts  
Volume by Lane Report

Page 37

\*\*\*\*\*

Data File : D0113010.PRN  
Station : 0000000000017  
Identification : 0000000000017  
Start date : Jan 13, 91  
Stop date : Jan 13, 91  
City/Town : TAMPA  
Location : DALE MABRY North of I-275 (SB)  
Count ratio : 2.00  
Interval : 15 minutes  
Start time : 00:00  
Stop time : 24:00  
County : HILLSBOROUGH

\*\*\*\*\*  
Lanes 1-1 are Southbound  
-----

Sun - Jan 13, 91

Lane	1	Total
00:15	182	182
00:30	185	185
00:45	165	165
01:00	140	140
=====	=====	=====
Hour Totals	672	672
01:15	127	127
01:30	114	114
01:45	115	115
02:00	132	132
=====	=====	=====
Hour Totals	488	488
02:15	103	103
02:30	75	75
02:45	105	105
03:00	117	117
=====	=====	=====
Hour Totals	400	400
03:15	98	98
03:30	85	85
03:45	70	70
04:00	73	73
=====	=====	=====
Hour Totals	326	326
04:15	77	77
04:30	45	45
04:45	37	37
05:00	48	48
=====	=====	=====
Hour Totals	207	207
05:15	35	35
05:30	43	43
05:45	43	43
06:00	50	50
=====	=====	=====
Hour Totals	171	171

\*\*\*\*\*

8-245

Greiner, Inc.  
Traffic Counts  
Volume by Lane Report

Page 38

\*\*\*\*\*  
Data File : D0113010.PRN  
Station : 000000000017  
Identification : 000000000017  
\*\*\*\*\*  
Lanes 1-1 are Southbound

Sun - Jan 13, 91

Lane	1	Total
06:15	63	63
06:30	62	62
06:45	66	66
07:00	58	58
=====	=====	=====
Hour Totals	249	249
07:15	76	76
07:30	66	66
07:45	99	99
08:00	80	80
=====	=====	=====
Hour Totals	321	321
08:15	108	108
08:30	96	96
08:45	173	173
09:00	164	164
=====	=====	=====
Hour Totals	541	541
09:15	155	155
09:30	174	174
09:45	183	183
10:00	206	206
=====	=====	=====
Hour Totals	718	718
10:15	173	173
10:30	248	248
10:45	241	241
11:00	267	267
=====	=====	=====
Hour Totals	929	929
11:15	287	287
11:30	262	262
11:45	307	307
12:00	292	292
=====	=====	=====
Hour Totals	1148	1148
12:15	284	284
12:30	323	323
12:45	346	346

\*\*\*\*\*

8-246

Greiner, Inc.  
Traffic Counts  
Volume by Lane Report

Page 39

\*\*\*\*\*  
Data File : D0113010.PRN  
Station : 000000000017  
Identification : 000000000017  
\*\*\*\*\*

Lanes 1-1 are Southbound

Sun - Jan 13, 91

Lane	1	Total
-----	-----	-----
13:00	354	354
=====	=====	=====
Hour Totals	1307	1307
13:15	320	320
13:30	351	351
13:45	360	360
14:00	304	304
=====	=====	=====
Hour Totals	1335	1335
14:15	333	333
14:30	369	369
14:45	330	330
15:00	319	319
=====	=====	=====
Hour Totals	1351	1351
15:15	320	320
15:30	329	329
15:45	350	350
16:00	370	370
=====	=====	=====
Hour Totals	1369	1369
16:15	345	345
16:30	369	369
16:45	344	344
17:00	289	289
=====	=====	=====
Hour Totals	1347	1347
17:15	375	375
17:30	273	273
17:45	342	342
18:00	293	293
=====	=====	=====
Hour Totals	1283	1283
18:15	299	299
18:30	222	222
18:45	223	223
19:00	255	255
=====	=====	=====
Hour Totals	999	999

\*\*\*\*\*

8-247

Greiner, Inc.  
Traffic Counts  
Volume by Lane Report

Page 40

\*\*\*\*\*:  
Data File : D0113010.PRN  
Station : 000000000017  
Identification : 000000000017  
\*\*\*\*\*:

Lanes 1-1 are Southbound  
-----

Sun - Jan 13, 91

Lane	1	Total
19:15	234	234
19:30	184	184
19:45	208	208
20:00	179	179
=====	=====	=====
Hour Totals	805	805
20:15	198	198
20:30	160	160
20:45	183	183
21:00	179	179
=====	=====	=====
Hour Totals	720	720
21:15	172	172
21:30	163	163
21:45	144	144
22:00	148	148
=====	=====	=====
Hour Totals	627	627
22:15	151	151
22:30	117	117
22:45	111	111
23:00	113	113
=====	=====	=====
Hour Totals	492	492
23:15	140	140
23:30	101	101
23:45	83	83
24:00	91	91
=====	=====	=====
Hour Totals	415	415
=====	=====	=====
Grand Totals	18220	18220
Percentages	100.0	

\*\*\*\*\*:



Greiner, Inc.  
Traffic Counts  
Volume by Lane Report

Page 1

\*\*\*\*\*  
Data File : D0114007.PRN  
Station : 000000000017 Count ratio : 2.00  
Identification : 000000000017 Interval : 15 minutes  
Start date : Jan 14, 91 Start time : 00:00  
Stop date : Jan 14, 91 Stop time : 24:00  
City/Town : TAMPA County : HILLSBOROUGH  
Location : DALE MABRY North of I-275 (SB)  
\*\*\*\*\*  
Lanes 1-1 are Southbound

-----  
Mon - Jan 14, 91

Lane	1	Total
-----	-----	-----
00:15	73	73
00:30	57	57
00:45	59	59
01:00	57	57
=====	=====	=====
Hour Totals	246	246
01:15	44	44
01:30	43	43
01:45	41	41
02:00	36	36
=====	=====	=====
Hour Totals	164	164
02:15	33	33
02:30	32	32
02:45	29	29
03:00	28	28
=====	=====	=====
Hour Totals	122	122
03:15	36	36
03:30	33	33
03:45	36	36
04:00	41	41
=====	=====	=====
Hour Totals	146	146
04:15	42	42
04:30	42	42
04:45	47	47
05:00	51	51
=====	=====	=====
Hour Totals	182	182
05:15	65	65
05:30	88	88
05:45	134	134
06:00	191	191
=====	=====	=====
Hour Totals	478	478

\*\*\*\*\*

8-249

Greiner, Inc.  
Traffic Counts  
Volume by Lane Report

Page 2

\*\*\*\*\*  
Data File : D0114007.PRN  
Station : 000000000017  
Identification : 000000000017  
\*\*\*\*\*  
Lanes 1-1 are Southbound

Mon - Jan 14, 91

Lane	1	Total
06:15	206	206
06:30	278	278
06:45	335	335
07:00	439	439
===== Hour Totals	1258	1258
07:15	480	480
07:30	516	516
07:45	523	523
08:00	559	559
===== Hour Totals	2078	2078
08:15	558	558
08:30	562	562
08:45	584	584
09:00	460	460
===== Hour Totals	2164	2164
09:15	455	455
09:30	441	441
09:45	425	425
10:00	403	403
===== Hour Totals	1724	1724
10:15	388	388
10:30	418	418
10:45	414	414
11:00	424	424
===== Hour Totals	1644	1644
11:15	422	422
11:30	410	410
11:45	428	428
12:00	411	411
===== Hour Totals	1671	1671
12:15	436	436
12:30	458	458
12:45	510	510

\*\*\*\*\*

Greiner, Inc.  
Traffic Counts  
Volume by Lane Report

Page 3

\*\*\*\*\*  
Data File : D0114007.PRN  
Station : 000000000017  
Identification : 000000000017  
\*\*\*\*\*

Lanes 1-1 are Southbound

Mon - Jan 14, 91

Lane	1	Total
-----	-----	-----
13:00	453	453
=====	=====	=====
Hour Totals	1857	1857
13:15	474	474
13:30	436	436
13:45	447	447
14:00	503	503
=====	=====	=====
Hour Totals	1860	1860
14:15	417	417
14:30	449	449
14:45	438	438
15:00	377	377
=====	=====	=====
Hour Totals	1681	1681
15:15	435	435
15:30	432	432
15:45	450	450
16:00	441	441
=====	=====	=====
Hour Totals	1758	1758
16:15	406	406
16:30	394	394
16:45	448	448
17:00	459	459
=====	=====	=====
Hour Totals	1707	1707
17:15	455	455
17:30	472	472
17:45	392	392
18:00	367	367
=====	=====	=====
Hour Totals	1686	1686
18:15	353	353
18:30	354	354
18:45	329	329
19:00	393	393
=====	=====	=====
Hour Totals	1429	1429

\*\*\*\*\*

8-251

Greiner, Inc.  
Traffic Counts  
Volume by Lane Report

Page 4

\*\*\*\*\*  
Data File : D0114007.PRN  
Station : 000000000017  
Identification : 000000000017  
\*\*\*\*\*

Lanes 1-1 are Southbound

Mon - Jan 14, 91

Lane	1	Total
19:15	342	342
19:30	301	301
19:45	238	238
20:00	266	266
=====	=====	=====
Hour Totals	1147	1147
20:15	284	284
20:30	286	286
20:45	244	244
21:00	259	259
=====	=====	=====
Hour Totals	1073	1073
21:15	267	267
21:30	245	245
21:45	266	266
22:00	234	234
=====	=====	=====
Hour Totals	1012	1012
22:15	171	171
22:30	164	164
22:45	176	176
23:00	133	133
=====	=====	=====
Hour Totals	644	644
23:15	127	127
23:30	119	119
23:45	91	91
24:00	87	87
=====	=====	=====
Hour Totals	424	424
=====	=====	=====
Grand Totals	28155	28155
Percentages	100.0	

\*\*\*\*\*

Greiner, Inc.  
Traffic Counts  
Volume by Lane Report

Page 20

\*\*\*\*\*  
Data File : D0115005.PRN  
Station : 000000000017  
Identification : 000000000017  
\*\*\*\*\*

Lanes 1-1 are Southbound  
-----

Tue - Jan 15, 91

Lane	1	Total
-----	-----	-----
19:15	335	335
19:30	295	295
19:45	234	234
20:00	261	261
=====	=====	=====
Hour Totals	1125	1125
20:15	278	278
20:30	280	280
20:45	239	239
21:00	254	254
=====	=====	=====
Hour Totals	1051	1051
21:15	262	262
21:30	240	240
21:45	261	261
22:00	229	229
=====	=====	=====
Hour Totals	992	992
22:15	168	168
22:30	161	161
22:45	173	173
23:00	130	130
=====	=====	=====
Hour Totals	632	632
23:15	125	125
23:30	117	117
23:45	89	89
24:00	84	84
=====	=====	=====
Hour Totals	415	415
=====	=====	=====
Grand Totals	27596	27596
Percentages	100.0	

\*\*\*\*\*

8-253

Greiner, Inc.  
Traffic Counts  
Volume by Lane Report

Page 19

\*\*\*\*\*  
Data File : D0115005.PRN  
Station : 000000000017  
Identification : 000000000017  
\*\*\*\*\*

Lanes 1-1 are Southbound

Tue - Jan 15, 91

Lane	1	Total
-----	-----	-----
13:00	444	444
=====	=====	=====
Hour Totals	1820	1820
13:15	465	465
13:30	427	427
13:45	438	438
14:00	493	493
=====	=====	=====
Hour Totals	1823	1823
14:15	409	409
14:30	440	440
14:45	429	429
15:00	370	370
=====	=====	=====
Hour Totals	1648	1648
15:15	426	426
15:30	424	424
15:45	441	441
16:00	432	432
=====	=====	=====
Hour Totals	1723	1723
16:15	398	398
16:30	386	386
16:45	439	439
17:00	450	450
=====	=====	=====
Hour Totals	1673	1673
17:15	446	446
17:30	463	463
17:45	384	384
18:00	360	360
=====	=====	=====
Hour Totals	1653	1653
18:15	346	346
18:30	347	347
18:45	323	323
19:00	385	385
=====	=====	=====
Hour Totals	1401	1401

\*\*\*\*\*

8-254

Greiner, Inc.  
Traffic Counts  
Volume by Lane Report

Page 18

\*\*\*\*\*  
Data File : D0115005.PRN  
Station : 000000000017  
Identification : 000000000017  
\*\*\*\*\*

Lanes 1-1 are Southbound

Tue - Jan 15, 91

Lane	1	Total
06:15	202	202
06:30	273	273
06:45	328	328
07:00	430	430
=====	=====	=====
Hour Totals	1233	1233
07:15	471	471
07:30	506	506
07:45	513	513
08:00	548	548
=====	=====	=====
Hour Totals	2038	2038
08:15	547	547
08:30	551	551
08:45	573	573
09:00	451	451
=====	=====	=====
Hour Totals	2122	2122
09:15	446	446
09:30	432	432
09:45	417	417
10:00	395	395
=====	=====	=====
Hour Totals	1690	1690
10:15	380	380
10:30	410	410
10:45	406	406
11:00	416	416
=====	=====	=====
Hour Totals	1612	1612
11:15	414	414
11:30	402	402
11:45	420	420
12:00	402	402
=====	=====	=====
Hour Totals	1638	1638
12:15	427	427
12:30	449	449
12:45	500	500

\*\*\*\*\*

8-255

Greiner, Inc.  
Traffic Counts  
Volume by Lane Report

Page 17

\*\*\*\*\*  
Data File : D0115005.PRN  
Station : 000000000017 Count ratio : 2.00  
Identification : 000000000017 Interval : 15 minutes  
Start date : Jan 15, 91 Start time : 00:00  
Stop date : Jan 15, 91 Stop time : 24:00  
City/Town : TAMPA County : HILLSBOROUGH  
Location : DALE MABRY North of I-275 (SB)  
\*\*\*\*\*

Lanes 1-1 are Southbound  
-----

Tue - Jan 15, 91

Lane	1	Total
-----	-----	-----
00:15	72	72
00:30	56	56
00:45	58	58
01:00	56	56
=====	=====	=====
Hour Totals	242	242
01:15	41	41
01:30	43	43
01:45	40	40
02:00	36	36
=====	=====	=====
Hour Totals	160	160
02:15	31	31
02:30	32	32
02:45	27	27
03:00	28	28
=====	=====	=====
Hour Totals	118	118
03:15	35	35
03:30	31	31
03:45	36	36
04:00	39	39
=====	=====	=====
Hour Totals	141	141
04:15	41	41
04:30	40	40
04:45	48	48
05:00	49	49
=====	=====	=====
Hour Totals	178	178
05:15	64	64
05:30	86	86
05:45	131	131
06:00	187	187
=====	=====	=====
Hour Totals	468	468

\*\*\*\*\*

8-256



Greiner, Inc.  
Traffic Counts  
Volume by Lane Report

Page 17

\*\*\*\*\*  
Data File : D0116006.PRN  
Station : 000000000017 Count ratio : 2.00  
Identification : 000000000017 Interval : 15 minutes  
Start date : Jan 16, 91 Start time : 00:00  
Stop date : Jan 16, 91 Stop time : 24:00  
City/Town : TAMPA County : HILLSBOROUGH  
Location : DALE MABRY North of I-275 (SB)  
\*\*\*\*\*

Lanes 1-1 are Southbound  
-----

Wed - Jan 16, 91

Lane	1	Total
00:15	98	98
00:30	79	79
00:45	81	81
01:00	56	56
=====	=====	=====
Hour Totals	314	314
01:15	50	50
01:30	55	55
01:45	41	41
02:00	63	63
=====	=====	=====
Hour Totals	209	209
02:15	36	36
02:30	36	36
02:45	34	34
03:00	30	30
=====	=====	=====
Hour Totals	136	136
03:15	41	41
03:30	43	43
03:45	45	45
04:00	43	43
=====	=====	=====
Hour Totals	172	172
04:15	39	39
04:30	32	32
04:45	44	44
05:00	62	62
=====	=====	=====
Hour Totals	177	177
05:15	65	65
05:30	58	58
05:45	118	118
06:00	134	134
=====	=====	=====
Hour Totals	375	375

\*\*\*\*\*

8-257

Greiner, Inc.  
Traffic Counts  
Volume by Lane Report

Page 18

\*\*\*\*\*  
Data File : D0116006.PRN  
Station : 000000000017  
Identification : 000000000017  
\*\*\*\*\*

Lanes 1-1 are Southbound

Wed - Jan 16, 91

Lane	1	Total
06:15	180	180
06:30	229	229
06:45	305	305
07:00	374	374
=====	=====	=====
Hour Totals	1088	1088
07:15	454	454
07:30	467	467
07:45	526	526
08:00	506	506
=====	=====	=====
Hour Totals	1953	1953
08:15	475	475
08:30	483	483
08:45	472	472
09:00	489	489
=====	=====	=====
Hour Totals	1919	1919
09:15	361	361
09:30	387	387
09:45	404	404
10:00	421	421
=====	=====	=====
Hour Totals	1573	1573
10:15	395	395
10:30	404	404
10:45	437	437
11:00	449	449
=====	=====	=====
Hour Totals	1685	1685
11:15	428	428
11:30	412	412
11:45	470	470
12:00	402	402
=====	=====	=====
Hour Totals	1712	1712
12:15	522	522
12:30	474	474
12:45	462	462

\*\*\*\*\*

Greiner, Inc.  
Traffic Counts  
Volume by Lane Report

Page 11

\*\*\*\*\*  
Data File : D0116006.PRN  
Station : 0000000000017  
Identification : 0000000000017  
\*\*\*\*\*  
Lanes 1-1 are Southbound

-----  
Wed - Jan 16, 91

Lane	1	Total
-----	-----	-----
13:00	443	443
=====	=====	=====
Hour Totals	1901	1901
13:15	455	455
13:30	497	497
13:45	539	539
14:00	504	504
=====	=====	=====
Hour Totals	1995	1995
14:15	487	487
14:30	475	475
14:45	460	460
15:00	489	489
=====	=====	=====
Hour Totals	1911	1911
15:15	494	494
15:30	485	485
15:45	467	467
16:00	483	483
=====	=====	=====
Hour Totals	1929	1929
16:15	498	498
16:30	417	417
16:45	542	542
17:00	475	475
=====	=====	=====
Hour Totals	1932	1932
17:15	524	524
17:30	515	515
17:45	472	472
18:00	424	424
=====	=====	=====
Hour Totals	1935	1935
18:15	439	439
18:30	389	389
18:45	397	397
19:00	368	368
=====	=====	=====
Hour Totals	1593	1593

\*\*\*\*\*

8-259

Greiner, Inc.  
Traffic Counts  
Volume by Lane Report

Page 20

\*\*\*\*\*  
Data File : D0116006.PRN  
Station : 000000000017  
Identification : 000000000017  
\*\*\*\*\*

Lanes 1-1 are Southbound

-----  
Wed - Jan 16, 91

Lane	1	Total
-----	-----	-----
19:15	346	346
19:30	397	397
19:45	321	321
20:00	337	337
=====	=====	=====
Hour Totals	1401	1401
20:15	291	291
20:30	311	311
20:45	233	233
21:00	267	267
=====	=====	=====
Hour Totals	1102	1102
21:15	244	244
21:30	240	240
21:45	226	226
22:00	221	221
=====	=====	=====
Hour Totals	931	931
22:15	203	203
22:30	164	164
22:45	160	160
23:00	154	154
=====	=====	=====
Hour Totals	681	681
23:15	127	127
23:30	121	121
23:45	108	108
24:00	107	107
=====	=====	=====
Hour Totals	463	463
=====	=====	=====
Grand Totals	29087	29087
Percentages	100.0	

\*\*\*\*\*



Greiner Inc.

REFERENCE: C2380.05

FILENAME: D-275N-A

INTERSECTION OF DALE MABRY AND I-275 NORTHSIDE

NAME OF COUNTER: DD/BB

WEATHER: GOOD

DATE: 11 / 15 / 90

PERIOD BEGIN	—NORTH BOUND—			—SOUTH BOUND—			—EAST BOUND—			—WEST BOUND—			VEHICLE TOTAL
	LT	THRU	RT	LT	THRU	RT	LT	THRU	RT	LT	THRU	RT	
06:30	12	146	0	0	242	76	0	0	0	84	15	118	693
06:45	13	240	0	0	366	107	0	0	0	122	26	104	978
HR TOTAL	25	386	0	0	608	183	0	0	0	206	41	222	1671
			( 411)			( 791)			( 0)				( 469)
07:00	13	241	0	0	333	97	0	0	0	123	27	137	971
07:15	17	318	0	0	403	137	0	0	0	140	16	116	1147
07:30	22	345	0	0	422	124	0	0	0	163	30	134	1240
07:45	19	400	0	0	380	113	0	0	0	162	54	146	1274
HR TOTAL	71	1304	0	0	1538	471	0	0	0	588	127	533	4632
			( 1375)			( 2009)			( 0)				( 1248)
08:00	34	356	0	0	447	108	0	0	0	155	34	89	1223
08:15	25	326	0	0	404	113	0	0	0	168	10	128	1174
08:30	23	332	0	0	398	123	0	0	0	142	11	111	1140
08:45	21	318	0	0	381	111	0	0	0	128	9	94	1062
HR TOTAL	103	1332	0	0	1630	455	0	0	0	593	64	422	4599
			( 1435)			( 2085)			( 0)				( 1079)
09:00	17	327	0	0	389	98	0	0	0	100	6	106	1043
09:15	11	306	0	0	367	74	0	0	0	124	8	82	972
HR TOTAL	28	633	0	0	756	172	0	0	0	224	14	188	2015
			( 661)			( 928)			( 0)				( 426)
DAY TOTAL	227	3655	0	0	4532	1281	0	0	0	1611	246	1365	12917

FOR THE PERIOD 06:30 - 09:30 THE PEAK HOUR IS 07:30 - 08:30

DIRECTION	PEAK HR FACTOR	— VOLUMES —			— PERCENTS —		
		LEFT	THRU	RIGHT	LEFT	THRU	RIGHT
NORTH	0.91	100	1427	0 ( 1527)	7	93	0
SOUTH	0.95	0	1653	458 ( 2111)	0	78	22
EAST	0.00	0	0	0 ( 0)	0	0	0
WEST	0.88	648	128	497 ( 1273)	51	10	39
				( 4911)			

## Greiner Inc.

REFERENCE: C2380.05

FILENAME: D-275N-M

INTERSECTION OF DALE MABRY AND I-275 NORTHSIDE

NAME OF COUNTER: DD/BB

WEATHER: GOOD

DATE: 11 / 15 / 90

PERIOD BEGIN	—NORTH BOUND—			—SOUTH BOUND—			—EAST BOUND—			—WEST BOUND—			VEHICLE TOTAL
	LT	THRU	RT	LT	THRU	RT	LT	THRU	RT	LT	THRU	RT	
11:00	41	338	0	0	438	86	0	0	0	137	10	147	1197
11:15	37	373	0	0	452	84	0	0	0	149	13	173	1281
11:30	31	377	0	0	548	124	0	0	0	150	17	171	1418
11:45	23	418	0	0	516	98	0	0	0	157	15	175	1402
HR TOTAL	132	1506	0	0	1954	392	0	0	0	593	55	666	5298
			( 1638)			( 2346)			( 0)				( 1314)
12:00	28	397	0	0	515	87	0	0	0	153	15	169	1364
12:15	30	414	0	0	499	104	0	0	0	145	9	173	1374
12:30	47	470	0	0	523	108	0	0	0	110	23	104	1385
12:45	37	386	0	0	509	78	0	0	0	132	20	126	1288
HR TOTAL	142	1667	0	0	2046	377	0	0	0	540	67	572	5411
			( 1809)			( 2423)			( 0)				( 1179)
DAY TOTAL	274	3173	0	0	4000	769	0	0	0	1133	122	1238	10709

FOR THE PERIOD 11:00 - 13:00 THE PEAK HOUR IS 11:30 - 12:30

DIRECTION	PEAK HR FACTOR	--- VOLUMES ---				--- PERCENTS ---		
		LEFT	THRU	RIGHT		LEFT	THRU	RIGHT
NORTH	0.83	112	1606	0	( 1718)	7	93	0
SOUTH	0.93	0	2078	413	( 2491)	0	83	17
EAST	0.00	0	0	0	( 0)	0	0	0
WEST	0.97	605	56	688	( 1349)	45	4	51
					( 5558)			

Greiner Inc.

REFERENCE: C2380.05

INTERSECTION OF DALE MABRY AND I-275 NORTHSIDE

NAME OF COUNTER: DD/BB

WEATHER: GOOD

FILENAME: D-275N-P

DATE: 11 / 15 / 90

PERIOD BEGIN	—NORTH BOUND—			—SOUTH BOUND—			—EAST BOUND—			—WEST BOUND—			VEHICLE TOTAL
	LT	THRU	RT	LT	THRU	RT	LT	THRU	RT	LT	THRU	RT	
15:30	26	453	0	0	472	121	0	0	0	132	13	86	1303
15:45	36	423	0	0	389	94	0	0	0	125	17	161	1245
HR TOTAL	62	876	0	0	861	215	0	0	0	257	30	247	2548
			( 938)			( 1076)			( 0)				( 534)
16:00	25	407	0	0	373	114	0	0	0	118	17	143	1197
16:15	24	424	0	0	485	109	0	0	0	115	13	122	1292
16:30	27	485	0	0	390	141	0	0	0	127	16	125	1311
16:45	29	451	0	0	469	123	0	0	0	127	6	119	1324
HR TOTAL	105	1767	0	0	1717	487	0	0	0	487	52	509	5124
			( 1872)			( 2204)			( 0)				( 1048)
17:00	32	491	0	0	517	124	0	0	0	122	13	176	1475
17:15	10	527	0	0	489	132	0	0	0	120	21	170	1469
17:30	31	504	0	0	421	142	0	0	0	134	24	104	1360
17:45	26	496	0	0	288	155	0	0	0	122	32	123	1242
HR TOTAL	99	2018	0	0	1715	553	0	0	0	498	90	573	5546
			( 2117)			( 2268)			( 0)				( 1161)
18:00	21	417	0	0	343	155	0	0	0	90	23	96	1145
18:15	28	389	0	0	397	100	0	0	0	99	35	89	1137
HR TOTAL	49	806	0	0	740	255	0	0	0	189	58	185	2282
			( 855)			( 995)			( 0)				( 432)
DAY TOTAL	315	5467	0	0	5033	1510	0	0	0	1431	230	1514	15500

FOR THE PERIOD 15:30 - 18:30 THE PEAK HOUR IS 16:45 - 17:45

DIRECTION	PEAK HR FACTOR	— VOLUMES —			— PERCENTS —			
		LEFT	THRU	RIGHT	LEFT	THRU	RIGHT	
NORTH	0.97	102	1973	0	( 2075)	5	95	0
SOUTH	0.94	0	1896	521	( 2417)	0	78	22
EAST	0.00	0	0	0	( 0)	0	0	0
WEST	0.91	503	64	569	( 1136)	44	6	50
					( 5628)			

8-263



Greiner Inc.

REFERENCE: C2380.05  
 INTERSECTION OF DALE MABRY AND I-275 NORTHSIDE  
 NAME OF COUNTER: BB  
 WEATHER: GOOD

FILENAME: D-275N-N

DATE: 11 / 15 / 90

PERIOD BEGIN	--NORTH BOUND--			--SOUTH BOUND--			--EAST BOUND--			--WEST BOUND--			VEHICLE TOTAL
	LT	THRU	RT	LT	THRU	RT	LT	THRU	RT	LT	THRU	RT	
19:00	21	271	0	0	305	70	0	0	0	90	2	100	859
19:15	32	241	0	0	306	71	0	0	0	64	1	97	812
19:30	18	257	0	0	279	55	0	0	0	76	3	109	797
19:45	25	240	0	0	299	60	0	0	0	58	1	114	797
HR TOTAL	96	1009	0	0	1189	256	0	0	0	288	7	420	3265
			( 1105)			( 1445)			( 0)				( 715)
20:00	24	226	0	0	268	50	0	0	0	50	4	75	697
20:15	20	218	0	0	278	42	0	0	0	52	3	68	681
20:30	18	164	0	0	239	68	0	0	0	47	2	61	599
20:45	19	189	0	0	234	66	0	0	0	40	3	69	620
HR TOTAL	81	797	0	0	1019	226	0	0	0	189	12	273	2597
			( 878)			( 1245)			( 0)				( 474)
21:00	22	209	0	0	269	75	0	0	0	57	1	70	703
21:15	11	185	0	0	213	79	0	0	0	33	0	64	585
21:30	17	168	0	0	219	53	0	0	0	53	2	74	586
21:45	12	154	0	0	199	48	0	0	0	63	0	61	537
HR TOTAL	62	716	0	0	900	255	0	0	0	206	3	269	2411
			( 778)			( 1155)			( 0)				( 478)
DAY TOTAL	239	2522	0	0	3108	737	0	0	0	683	22	962	8273

FOR THE PERIOD 19:00 - 22:00 THE PEAK HOUR IS 19:00 - 20:00

DIRECTION	PEAK HR FACTOR	--- VOLUMES ---			--- PERCENTS ---		
		LEFT	THRU	RIGHT	LEFT	THRU	RIGHT
NORTH	0.95	96	1009	0 ( 1105)	9	91	0
SOUTH	0.96	0	1189	256 ( 1445)	0	82	18
EAST	0.00	0	0	0 ( 0)	0	0	0
WEST	0.93	288	7	420 ( 715)	40	1	59
				( 3265)			

8-264

## Greiner Inc.

REFERENCE: C2380.05

FILENAME: D-2755-A

INTERSECTION OF DALE MABRY AND I-275 SOUTHSIDE

NAME OF COUNTER: TAC

WEATHER: GOOD

DATE: 11 / 15 / 90

PERIOD BEGIN	--NORTH BOUND--			--SOUTH BOUND--			--EAST BOUND--			--WEST BOUND--			VEHICLE TOTAL
	LT	THRU	RT	LT	THRU	RT	LT	THRU	RT	LT	THRU	RT	
06:30	0	103	84	71	255	0	55	0	11	0	0	0	579
06:45	0	162	91	88	400	0	91	0	17	0	0	0	849
HR TOTAL	0	265	175	159	655	0	146	0	28	0	0	0	1428
			( 440)			( 814)			( 174)				( 0)
07:00	0	166	96	110	346	0	88	0	22	0	0	0	828
07:15	0	214	133	97	446	0	121	0	23	0	0	0	1034
07:30	0	255	126	104	481	0	112	0	22	0	0	0	1100
07:45	0	320	139	102	440	0	99	0	11	0	0	0	1111
HR TOTAL	0	955	494	413	1713	0	420	0	78	0	0	0	4073
			( 1449)			( 2126)			( 498)				( 0)
08:00	0	285	119	128	474	0	105	0	21	0	0	0	1132
08:15	0	260	113	122	450	0	91	0	9	0	0	0	1045
08:30	0	268	111	134	406	0	87	0	11	0	0	0	1017
08:45	0	240	121	128	381	0	99	0	15	0	0	0	984
HR TOTAL	0	1053	464	512	1711	0	382	0	56	0	0	0	4178
			( 1517)			( 2223)			( 438)				( 0)
09:00	0	258	98	117	372	0	86	0	17	0	0	0	948
09:15	0	245	104	121	370	0	72	0	12	0	0	0	924
HR TOTAL	0	503	202	238	742	0	158	0	29	0	0	0	1872
			( 705)			( 980)			( 187)				( 0)
DAY TOTAL	0	2776	1335	1322	4821	0	1106	0	191	0	0	0	11551

FOR THE PERIOD 06:30 - 09:30 THE PEAK HOUR IS 07:30 - 08:30

DIRECTION	PEAK HR FACTOR	--- VOLUMES ---			--- PERCENTS ---			
		LEFT	THRU	RIGHT	LEFT	THRU	RIGHT	
NORTH	0.88	0	1120	497	( 1617)	0	69	31
SOUTH	0.96	456	1845	0	( 2301)	20	80	0
EAST	0.88	407	0	63	( 470)	87	0	13
WEST	0.00	0	0	0	( 0)	0	0	0
					( 4388)			

## Greiner Inc.

REFERENCE: C2380.05  
 INTERSECTION OF DALE MABRY AND I-275 SOUTHSIDE  
 NAME OF COUNTER: DA  
 WEATHER: GOOD

FILENAME: D-275S-M

DATE: 11 / 15 / 90

PERIOD BEGIN	--NORTH BOUND--			--SOUTH BOUND--			--EAST BOUND--			--WEST BOUND--			VEHICLE TOTAL
	LT	THRU	RT	LT	THRU	RT	LT	THRU	RT	LT	THRU	RT	
11:00	0	308	109	145	430	0	71	0	33	0	0	0	1096
11:15	0	335	135	131	470	0	75	0	38	0	0	0	1184
11:30	0	328	125	132	566	0	80	0	49	0	0	0	1280
11:45	0	338	118	136	537	0	103	0	59	0	0	0	1291
HR TOTAL	0	1309	487	544	2003	0	329	0	179	0	0	0	4851
			( 1796)			( 2547)			( 508)			( 0)	
12:00	0	343	144	127	541	0	82	0	39	0	0	0	1276
12:15	0	356	136	131	513	0	88	0	50	0	0	0	1274
12:30	0	433	119	147	486	0	84	0	43	0	0	0	1312
12:45	0	335	137	140	501	0	88	0	42	0	0	0	1243
HR TOTAL	0	1467	536	545	2041	0	342	0	174	0	0	0	5105
			( 2003)			( 2586)			( 516)			( 0)	
DAY TOTAL	0	2776	1023	1089	4044	0	671	0	353	0	0	0	9956

FOR THE PERIOD 11:00 - 12:45 THE PEAK HOUR IS 11:45 - 12:45

DIRECTION	PEAK HR FACTOR	--- VOLUMES ---			--- PERCENTS ---			
		LEFT	THRU	RIGHT	LEFT	THRU	RIGHT	
NORTH	0.90	0	1470	517	( 1987)	0	74	26
SOUTH	0.97	541	2077	0	( 2618)	21	79	0
EAST	0.85	357	0	191	( 548)	65	0	35
WEST	0.00	0	0	0	( 0)	0	0	0
					( 5153)			

Greiner Inc.

REFERENCE: C2380.05

FILENAME: D-275S-P

INTERSECTION OF DALE MABRY AND I-275 SOUTHSIDE

NAME OF COUNTER: TACVMS

WEATHER: GOOD

DATE: 11 / 15 / 90

PERIOD BEGIN	--NORTH BOUND--			--SOUTH BOUND--			--EAST BOUND--			--WEST BOUND--			VEHICLE TOTAL
	LT	THRU	RT	LT	THRU	RT	LT	THRU	RT	LT	THRU	RT	
15:30	0	355	140	126	478	0	124	0	38	0	0	0	1261
15:45	0	358	154	144	370	0	101	0	31	0	0	0	1158
HR TOTAL	0	713	294	270	848	0	225	0	69	0	0	0	2419
			( 1007)			( 1118)			( 294)			( 0)	
16:00	0	299	150	140	351	0	133	0	40	0	0	0	1113
16:15	0	305	151	129	471	0	143	0	43	0	0	0	1242
16:30	0	404	150	151	366	0	108	0	24	0	0	0	1203
16:45	0	391	116	122	474	0	89	0	32	0	0	0	1224
HR TOTAL	0	1399	567	542	1662	0	473	0	139	0	0	0	4782
			( 1966)			( 2204)			( 612)			( 0)	
17:00	0	411	169	166	473	0	112	0	20	0	0	0	1351
17:15	0	384	140	122	487	0	153	0	59	0	0	0	1345
17:30	0	397	103	119	436	0	138	0	47	0	0	0	1240
17:45	0	385	114	104	306	0	137	0	43	0	0	0	1089
HR TOTAL	0	1577	526	511	1702	0	540	0	169	0	0	0	5025
			( 2103)			( 2213)			( 709)			( 0)	
18:00	0	366	111	101	332	0	72	0	38	0	0	0	1020
18:15	0	314	108	106	390	0	103	0	36	0	0	0	1057
HR TOTAL	0	680	219	207	722	0	175	0	74	0	0	0	2077
			( 899)			( 929)			( 249)			( 0)	
DAY TOTAL	0	4369	1606	1530	4934	0	1413	0	451	0	0	0	14303

FOR THE PERIOD 15:30 - 18:30 THE PEAK HOUR IS 16:45 - 17:45

DIRECTION	PEAK HR FACTOR	--- VOLUMES ---			--- PERCENTS ---		
		LEFT	THRU	RIGHT	LEFT	THRU	RIGHT
NORTH	0.91	0	1583	528 ( 2111)	0	75	25
SOUTH	0.94	529	1870	0 ( 2399)	22	78	0
EAST	0.77	492	0	158 ( 650)	76	0	24
WEST	0.00	0	0	0 ( 0)	0	0	0
				( 5160)			

8-267

## Greiner Inc.

REFERENCE: C2380.05

FILENAME: D-2755-N

INTERSECTION OF DALE MABRY AND I-275 SOUTHSIDE

NAME OF COUNTER: DA

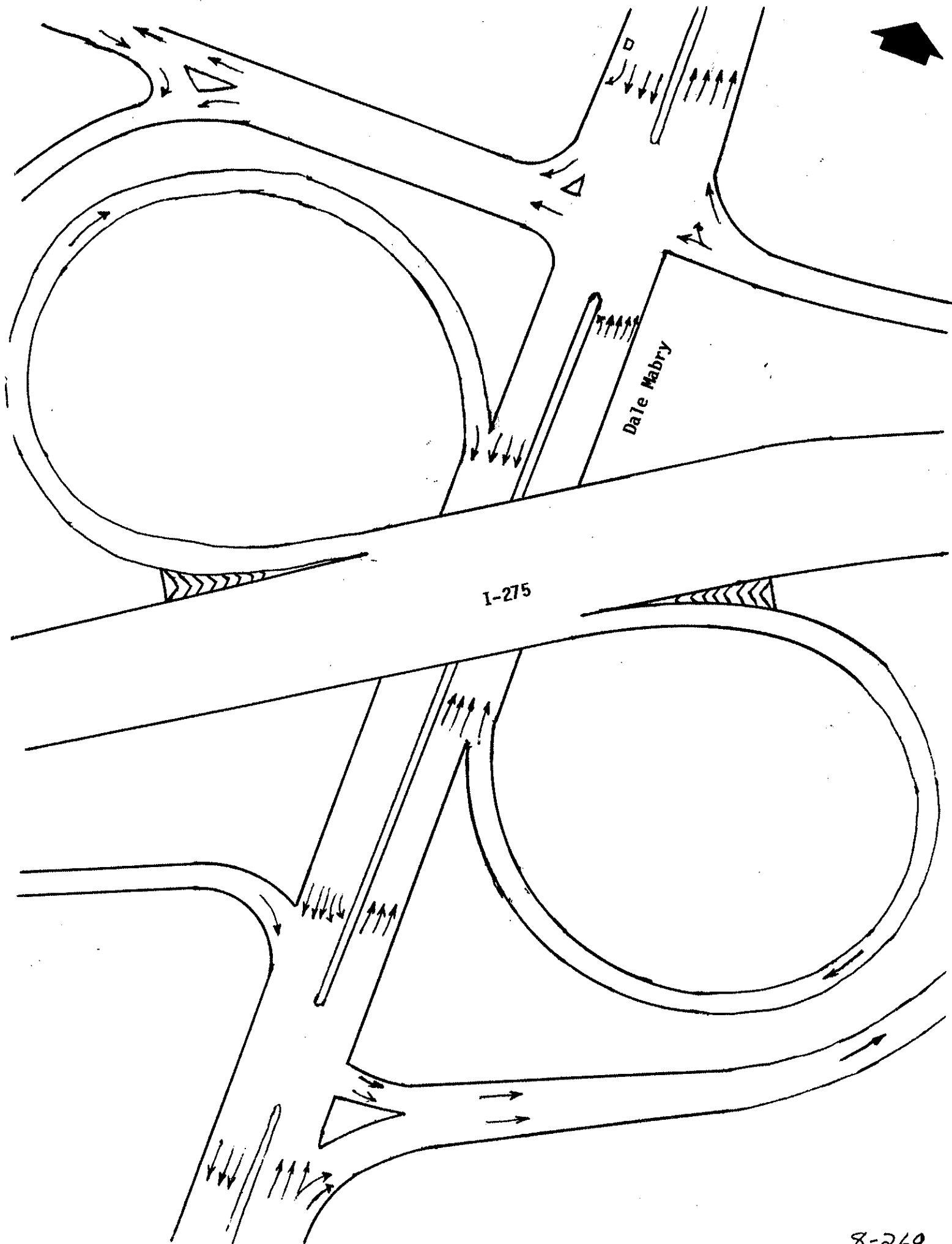
WEATHER: GOOD

DATE: 11 / 15 / 90

PERIOD BEGIN	—NORTH BOUND—			—SOUTH BOUND—			—EAST BOUND—			—WEST BOUND—			VEHICLE TOTAL
	LT	THRU	RT	LT	THRU	RT	LT	THRU	RT	LT	THRU	RT	
19:00	0	228	78	86	309	0	64	0	30	0	0	0	795
19:15	0	190	97	99	271	0	83	0	29	0	0	0	769
19:30	0	208	62	91	264	0	67	0	24	0	0	0	716
19:45	0	206	61	89	268	0	59	0	24	0	0	0	707
HR TOTAL	0	832	298	365	1112	0	273	0	107	0	0	0	2987
			( 1130)			( 1477)			( 380)			( 0)	
20:00	0	206	60	87	231	0	44	0	26	0	0	0	654
20:15	0	176	52	53	277	0	62	0	21	0	0	0	641
20:30	0	130	76	61	225	0	52	0	16	0	0	0	560
20:45	0	143	78	42	232	0	65	0	12	0	0	0	572
HR TOTAL	0	655	266	243	965	0	223	0	75	0	0	0	2427
			( 921)			( 1208)			( 298)			( 0)	
21:00	0	184	94	37	289	0	47	0	17	0	0	0	668
21:15	0	129	93	31	215	0	67	0	21	0	0	0	556
21:30	0	139	112	26	246	0	46	0	21	0	0	0	590
21:45	0	111	80	31	231	0	55	0	11	0	0	0	519
HR TOTAL	0	563	379	125	981	0	215	0	70	0	0	0	2333
			( 942)			( 1106)			( 285)			( 0)	
DAY TOTAL	0	2050	943	733	3058	0	711	0	252	0	0	0	7747

FOR THE PERIOD 19:00 - 22:00 THE PEAK HOUR IS 19:00 - 20:00

DIRECTION	PEAK HR FACTOR	— VOLUMES —			— PERCENTS —			
		LEFT	THRU	RIGHT	LEFT	THRU	RIGHT	
NORTH	0.92	0	832	298	( 1130)	0	74	26
SOUTH	0.93	365	1112	0	( 1477)	25	75	0
EAST	0.85	273	0	107	( 380)	72	0	28
WEST	0.00	0	0	0	( 0)	0	0	0
					( 2987)			



8-269

SECTION 9A

Greiner, Inc.  
Traffic Counts  
Volume by Lane Report

Page

\*\*\*\*\*  
Data File : D0110007.PRN  
Station : 000000000005 Count ratio : 2.00  
Identification : 000000000005 Interval : 15 minutes  
Start date : Jan 10, 91 Start time : 00:00  
Stop date : Jan 10, 91 Stop time : 24:00  
City/Town : TAMPA County : HILLSBOROUGH  
Location : DALE MABRY South of SPRUCE ST. (NB)  
\*\*\*\*\*  
Lanes 1-1 are Northbound  
-----

Thu - Jan 10, 91

Lane	1	Total
00:15	131	131
00:30	115	115
00:45	91	91
01:00	82	82
=====	=====	=====
Hour Totals	419	419
01:15	68	68
01:30	58	58
01:45	61	61
02:00	56	56
=====	=====	=====
Hour Totals	243	243
02:15	56	56
02:30	49	49
02:45	27	27
03:00	37	37
=====	=====	=====
Hour Totals	169	169
03:15	43	43
03:30	43	43
03:45	41	41
04:00	44	44
=====	=====	=====
Hour Totals	171	171
04:15	31	31
04:30	41	41
04:45	40	40
05:00	49	49
=====	=====	=====
Hour Totals	161	161
05:15	41	41
05:30	43	43
05:45	101	101
06:00	105	105
=====	=====	=====
Hour Totals	290	290

\*\*\*\*\*



Greiner, Inc.  
Traffic Counts  
Volume by Lane Report

Page 2

\*\*\*\*\*  
Data File : D0110007.PRN  
Station : 0000000000005  
Identification : 0000000000005  
\*\*\*\*\*

Lanes 1-1 are Northbound

-----  
Thu - Jan 10, 91

Lane	1	Total
-----	-----	-----
06:15	118	118
06:30	175	175
06:45	227	227
07:00	327	327
=====	=====	=====
Hour Totals	847	847
07:15	336	336
07:30	389	389
07:45	443	443
08:00	477	477
=====	=====	=====
Hour Totals	1645	1645
08:15	433	433
08:30	414	414
08:45	376	376
09:00	421	421
=====	=====	=====
Hour Totals	1644	1644
09:15	387	387
09:30	391	391
09:45	370	370
10:00	372	372
=====	=====	=====
Hour Totals	1520	1520
10:15	387	387
10:30	377	377
10:45	465	465
11:00	449	449
=====	=====	=====
Hour Totals	1678	1678
11:15	410	410
11:30	473	473
11:45	473	473
12:00	527	527
=====	=====	=====
Hour Totals	1883	1883
12:15	529	529
12:30	549	549
12:45	516	516

\*\*\*\*\*

Greiner, Inc.  
Traffic Counts  
Volume by Lane Report

Page

\*\*\*\*\*  
Data File : D0110007.PRN  
Station : 0000000000005  
Identification : 0000000000005  
\*\*\*\*\*

Lanes 1-1 are Northbound

Thu - Jan 10, 91

Lane	1	Total
-----	-----	-----
13:00	495	495
=====	=====	=====
Hour Totals	2089	2089
13:15	428	428
13:30	520	520
13:45	464	464
14:00	466	466
=====	=====	=====
Hour Totals	1878	1878
14:15	468	468
14:30	484	484
14:45	492	492
15:00	456	456
=====	=====	=====
Hour Totals	1900	1900
15:15	486	486
15:30	493	493
15:45	438	438
16:00	527	527
=====	=====	=====
Hour Totals	1944	1944
16:15	542	542
16:30	521	521
16:45	576	576
17:00	596	596
=====	=====	=====
Hour Totals	2235	2235
17:15	666	666
17:30	572	572
17:45	525	525
18:00	486	486
=====	=====	=====
Hour Totals	2249	2249
18:15	473	473
18:30	482	482
18:45	442	442
19:00	386	386
=====	=====	=====
Hour Totals	1783	1783

\*\*\*\*\*

Greiner, Inc.  
Traffic Counts  
Volume by Lane Report

Page 4

\*\*\*\*\*  
Data File : D0110007.PRN  
Station : 0000000000005  
Identification : 0000000000005  
\*\*\*\*\*  
Lanes 1-1 are Northbound

Thu - Jan 10, 91

Lane	1	Total
19:15	385	385
19:30	328	328
19:45	333	333
20:00	304	304
=====	=====	=====
Hour Totals	1350	1350
20:15	319	319
20:30	288	288
20:45	271	271
21:00	247	247
=====	=====	=====
Hour Totals	1125	1125
21:15	296	296
21:30	262	262
21:45	254	254
22:00	233	233
=====	=====	=====
Hour Totals	1045	1045
22:15	253	253
22:30	207	207
22:45	195	195
23:00	172	172
=====	=====	=====
Hour Totals	827	827
23:15	171	171
23:30	178	178
23:45	151	151
24:00	182	182
=====	=====	=====
Hour Totals	682	682
=====	=====	=====
Grand Totals	29777	29777
Percentages	100.0	

\*\*\*\*\*

Greiner, Inc.  
Traffic Counts  
Volume by Lane Report

Page 21

\*\*\*\*\*

Data File : D0111006.PRN  
Station : 000000000005 Count ratio : 2.00  
Identification : 000000000005 Interval : 15 minutes  
Start date : Jan 11, 91 Start time : 00:00  
Stop date : Jan 11, 91 Stop time : 24:00  
City/Town : TAMPA County : HILLSBOROUGH  
Location : DALE MABRY South of SPRUCE ST. (NB)

\*\*\*\*\*

Lanes 1-1 are Northbound

Fri - Jan 11, 91

Lane	1	Total
00:15	129	129
00:30	98	98
00:45	98	98
01:00	77	77
===== Hour Totals	402	402
01:15	74	74
01:30	74	74
01:45	50	50
02:00	56	56
===== Hour Totals	254	254
02:15	67	67
02:30	47	47
02:45	47	47
03:00	49	49
===== Hour Totals	210	210
03:15	49	49
03:30	38	38
03:45	43	43
04:00	41	41
===== Hour Totals	171	171
04:15	44	44
04:30	28	28
04:45	39	39
05:00	55	55
===== Hour Totals	166	166
05:15	54	54
05:30	48	48
05:45	74	74
06:00	122	122
===== Hour Totals	298	298

\*\*\*\*\*

Greiner, Inc.  
Traffic Counts  
Volume by Lane Report

Page 20

\*\*\*\*\*  
Data File : D0111006.PRN  
Station : 0000000000005  
Identification : 0000000000005  
\*\*\*\*\*

Lanes 1-1 are Northbound

Fri - Jan 11, 91

Lane	1	Total
06:15	108	108
06:30	159	159
06:45	256	256
07:00	268	268
===== Hour Totals	791	791
07:15	299	299
07:30	388	388
07:45	418	418
08:00	486	486
===== Hour Totals	1591	1591
08:15	433	433
08:30	407	407
08:45	432	432
09:00	381	381
===== Hour Totals	1653	1653
09:15	368	368
09:30	379	379
09:45	404	404
10:00	401	401
===== Hour Totals	1552	1552
10:15	404	404
10:30	401	401
10:45	407	407
11:00	422	422
===== Hour Totals	1634	1634
11:15	458	458
11:30	443	443
11:45	493	493
12:00	540	540
===== Hour Totals	1934	1934
12:15	567	567
12:30	516	516
12:45	456	456

\*\*\*\*\*

Greiner, Inc.  
Traffic Counts  
Volume by Lane Report

Page 23

\*\*\*\*\*  
Data File : D0111006.PRN  
Station : 000000000005  
Identification : 000000000005  
\*\*\*\*\*

Lanes 1-1 are Northbound

Fri - Jan 11, 91

Lane	1	Total
-----	-----	-----
13:00	496	496
=====	=====	=====
Hour Totals	2035	2035
13:15	458	458
13:30	465	465
13:45	478	478
14:00	475	475
=====	=====	=====
Hour Totals	1876	1876
14:15	469	469
14:30	498	498
14:45	507	507
15:00	447	447
=====	=====	=====
Hour Totals	1921	1921
15:15	455	455
15:30	508	508
15:45	541	541
16:00	571	571
=====	=====	=====
Hour Totals	2075	2075
16:15	576	576
16:30	549	549
16:45	624	624
17:00	603	603
=====	=====	=====
Hour Totals	2352	2352
17:15	669	669
17:30	557	557
17:45	679	679
18:00	579	579
=====	=====	=====
Hour Totals	2484	2484
18:15	585	585
18:30	578	578
18:45	535	535
19:00	448	448
=====	=====	=====
Hour Totals	2146	2146

\*\*\*\*\*

Greiner, Inc.  
Traffic Counts  
Volume by Lane Report

Page 24

\*\*\*\*\*  
Data File : D0111006.PRN  
Station : 000000000005  
Identification : 000000000005  
\*\*\*\*\*

Lanes 1-1 are Northbound

Fri - Jan 11, 91

Lane	1	Total
-----	-----	-----
19:15	406	406
19:30	451	451
19:45	342	342
20:00	370	370
=====	=====	=====
Hour Totals	1569	1569
20:15	390	390
20:30	365	365
20:45	330	330
21:00	314	314
=====	=====	=====
Hour Totals	1399	1399
21:15	343	343
21:30	324	324
21:45	382	382
22:00	337	337
=====	=====	=====
Hour Totals	1386	1386
22:15	301	301
22:30	295	295
22:45	266	266
23:00	250	250
=====	=====	=====
Hour Totals	1112	1112
23:15	264	264
23:30	255	255
23:45	232	232
24:00	272	272
=====	=====	=====
Hour Totals	1023	1023
=====	=====	=====
Grand Totals	32034	32034
Percentages	100.0	

\*\*\*\*\*

Greiner, Inc.  
Traffic Counts  
Volume by Lane Report

Page 21

\*\*\*\*\*

Data File : D0112006.PRN  
Station : 000000000005 Count ratio : 2.00  
Identification : 000000000005 Interval : 15 minutes  
Start date : Jan 12, 91 Start time : 00:00  
Stop date : Jan 12, 91 Stop time : 24:00  
City/Town : TAMPA County : HILLSBOROUGH  
Location : DALE MABRY South of SPRUCE ST. (NB)

\*\*\*\*\*

Lanes 1-1 are Northbound

Sat - Jan 12, 91

Lane	1	Total
00:15	249	249
00:30	218	218
00:45	197	197
01:00	127	127
=====	=====	=====
Hour Totals	791	791
01:15	106	106
01:30	132	132
01:45	132	132
02:00	107	107
=====	=====	=====
Hour Totals	477	477
02:15	111	111
02:30	116	116
02:45	93	93
03:00	100	100
=====	=====	=====
Hour Totals	420	420
03:15	95	95
03:30	66	66
03:45	76	76
04:00	57	57
=====	=====	=====
Hour Totals	294	294
04:15	56	56
04:30	45	45
04:45	43	43
05:00	37	37
=====	=====	=====
Hour Totals	181	181
05:15	45	45
05:30	41	41
05:45	34	34
06:00	61	61
=====	=====	=====
Hour Totals	181	181

\*\*\*\*\*



Greiner, Inc.  
Traffic Counts  
Volume by Lane Report

Page 21

\*\*\*\*\*  
Data File : D0112006.PRN  
Station : 000000000005  
Identification : 000000000005  
\*\*\*\*\*  
Lanes 1-1 are Northbound

Sat - Jan 12, 91

Lane	1	Total
06:15	60	60
06:30	80	80
06:45	99	99
07:00	116	116
===== Hour Totals	355	355
07:15	141	141
07:30	143	143
07:45	188	188
08:00	229	229
===== Hour Totals	701	701
08:15	183	183
08:30	217	217
08:45	227	227
09:00	265	265
===== Hour Totals	892	892
09:15	259	259
09:30	289	289
09:45	304	304
10:00	275	275
===== Hour Totals	1127	1127
10:15	348	348
10:30	356	356
10:45	351	351
11:00	382	382
===== Hour Totals	1437	1437
11:15	376	376
11:30	444	444
11:45	417	417
12:00	454	454
===== Hour Totals	1691	1691
12:15	416	416
12:30	401	401
12:45	458	458

\*\*\*\*\*

Greiner, Inc.  
Traffic Counts  
Volume by Lane Report

Page 20

\*\*\*\*\*  
Data File : D0112006.PRN  
Station : 0000000000005  
Identification : 0000000000005  
\*\*\*\*\*

Lanes 1-1 are Northbound

Sat - Jan 12, 91

Lane	1	Total
-----	-----	-----
13:00	455	455
=====	=====	=====
Hour Totals	1730	1730
13:15	439	439
13:30	453	453
13:45	439	439
14:00	384	384
=====	=====	=====
Hour Totals	1715	1715
14:15	455	455
14:30	421	421
14:45	417	417
15:00	374	374
=====	=====	=====
Hour Totals	1667	1667
15:15	404	404
15:30	416	416
15:45	373	373
16:00	415	415
=====	=====	=====
Hour Totals	1608	1608
16:15	391	391
16:30	426	426
16:45	434	434
17:00	380	380
=====	=====	=====
Hour Totals	1631	1631
17:15	409	409
17:30	347	347
17:45	328	328
18:00	362	362
=====	=====	=====
Hour Totals	1446	1446
18:15	324	324
18:30	313	313
18:45	322	322
19:00	309	309
=====	=====	=====
Hour Totals	1268	1268

\*\*\*\*\*

Greiner, Inc.  
Traffic Counts  
Volume by Lane Report

Page 24

```
*****
Data File       : D0112006.PRN
Station        : 0000000000005
Identification  : 0000000000005
*****
Lanes 1-1 are Northbound
-----
Sat - Jan 12, 91
Lane           1           Total
-----
19:15          336          336
19:30          299          299
19:45          319          319
20:00          266          266
=====
Hour Totals    1220          1220

20:15          277          277
20:30          251          251
20:45          261          261
21:00          278          278
=====
Hour Totals    1067          1067

21:15          240          240
21:30          281          281
21:45          253          253
22:00          222          222
=====
Hour Totals    996          996

22:15          234          234
22:30          238          238
22:45          242          242
23:00          257          257
=====
Hour Totals    971          971

23:15          270          270
23:30          236          236
23:45          290          290
24:00          237          237
=====
Hour Totals    1033          1033

=====
Grand Totals   24899          24899
Percentages    100.0
*****
```

Greiner, Inc.  
Traffic Counts  
Volume by Lane Report

Page 21

\*\*\*\*\*

Data File : D0113006.PRN  
Station : 0000000000005 Count ratio : 2.00  
Identification : 0000000000005 Interval : 15 minutes  
Start date : Jan 13, 91 Start time : 00:00  
Stop date : Jan 13, 91 Stop time : 24:00  
City/Town : TAMPA County : HILLSBOROUGH  
Location : DALE MABRY South of SPRUCE ST. (NB)

\*\*\*\*\*

Lanes 1-1 are Northbound

Sun - Jan 13, 91

Lane	1	Total
00:15	247	247
00:30	276	276
00:45	237	237
01:00	180	180
===== Hour Totals	940	940
01:15	190	190
01:30	140	140
01:45	134	134
02:00	155	155
===== Hour Totals	619	619
02:15	172	172
02:30	166	166
02:45	183	183
03:00	155	155
===== Hour Totals	676	676
03:15	140	140
03:30	95	95
03:45	65	65
04:00	44	44
===== Hour Totals	344	344
04:15	34	34
04:30	50	50
04:45	39	39
05:00	32	32
===== Hour Totals	155	155
05:15	30	30
05:30	23	23
05:45	31	31
06:00	28	28
===== Hour Totals	112	112

\*\*\*\*\*

9-13

Greiner, Inc.  
Traffic Counts  
Volume by Lane Report

Page 28

\*\*\*\*\*  
Data File : D0113006.PRN  
Station : 000000000005  
Identification : 000000000005  
\*\*\*\*\*  
Lanes 1-1 are Northbound

Sun - Jan 13, 91

Lane	1	Total
06:15	40	40
06:30	43	43
06:45	57	57
07:00	59	59
=====	=====	=====
Hour Totals	199	199
07:15	56	56
07:30	67	67
07:45	69	69
08:00	81	81
=====	=====	=====
Hour Totals	273	273
08:15	100	100
08:30	109	109
08:45	133	133
09:00	137	137
=====	=====	=====
Hour Totals	479	479
09:15	125	125
09:30	154	154
09:45	147	147
10:00	180	180
=====	=====	=====
Hour Totals	606	606
10:15	194	194
10:30	181	181
10:45	228	228
11:00	243	243
=====	=====	=====
Hour Totals	846	846
11:15	246	246
11:30	253	253
11:45	266	266
12:00	307	307
=====	=====	=====
Hour Totals	1072	1072
12:15	336	336
12:30	346	346
12:45	323	323

\*\*\*\*\*

Greiner, Inc.  
Traffic Counts  
Volume by Lane Report

Page 22

\*\*\*\*\*  
Data File : D0113006.PRN  
Station : 0000000000005  
Identification : 0000000000005  
\*\*\*\*\*

Lanes 1-1 are Northbound

Sun - Jan 13, 91

Lane	1	Total
-----	-----	-----
13:00	321	321
=====	=====	=====
Hour Totals	1326	1326
13:15	376	376
13:30	356	356
13:45	381	381
14:00	352	352
=====	=====	=====
Hour Totals	1465	1465
14:15	361	361
14:30	331	331
14:45	348	348
15:00	301	301
=====	=====	=====
Hour Totals	1341	1341
15:15	357	357
15:30	332	332
15:45	354	354
16:00	339	339
=====	=====	=====
Hour Totals	1382	1382
16:15	318	318
16:30	334	334
16:45	370	370
17:00	278	278
=====	=====	=====
Hour Totals	1300	1300
17:15	287	287
17:30	276	276
17:45	281	281
18:00	235	235
=====	=====	=====
Hour Totals	1079	1079
18:15	233	233
18:30	225	225
18:45	263	263
19:00	203	203
=====	=====	=====
Hour Totals	924	924

\*\*\*\*\*

9-15

Greiner, Inc.  
Traffic Counts  
Volume by Lane Report

Page 24

\*\*\*\*\*  
Data File : D0113006.PRN  
Station : 000000000005  
Identification : 000000000005  
\*\*\*\*\*

Lanes 1-1 are Northbound

Sun - Jan 13, 91

Lane	1	Total
-----	-----	-----
19:15	225	225
19:30	238	238
19:45	198	198
20:00	198	198
=====	=====	=====
Hour Totals	859	859
20:15	172	172
20:30	188	188
20:45	169	169
21:00	166	166
=====	=====	=====
Hour Totals	695	695
21:15	150	150
21:30	166	166
21:45	155	155
22:00	137	137
=====	=====	=====
Hour Totals	608	608
22:15	118	118
22:30	137	137
22:45	114	114
23:00	111	111
=====	=====	=====
Hour Totals	480	480
23:15	107	107
23:30	97	97
23:45	92	92
24:00	95	95
=====	=====	=====
Hour Totals	391	391
=====	=====	=====
Grand Totals	18171	18171
Percentages	100.0	

\*\*\*\*\*

Greiner, Inc.  
Traffic Counts  
Volume by Lane Report

Page 31

\*\*\*\*\*  
Data File : D0114010.PRN  
Station : 000000000005 Count ratio : 2.00  
Identification : 000000000005 Interval : 15 minutes  
Start date : Jan 14, 91 Start time : 00:00  
Stop date : Jan 14, 91 Stop time : 24:00  
City/Town : TAMPA County : HILLSBOROUGH  
Location : DALE MABRY South of SPRUCE ST. (NB)  
\*\*\*\*\*

Lanes 1-1 are Northbound  
-----

Mon - Jan 14, 91

Lane	1	Total
-----	-----	-----
00:15	88	88
00:30	67	67
00:45	55	55
01:00	62	62
=====	=====	=====
Hour Totals	272	272
01:15	44	44
01:30	47	47
01:45	38	38
02:00	39	39
=====	=====	=====
Hour Totals	168	168
02:15	34	34
02:30	23	23
02:45	27	27
03:00	27	27
=====	=====	=====
Hour Totals	111	111
03:15	36	36
03:30	35	35
03:45	28	28
04:00	38	38
=====	=====	=====
Hour Totals	137	137
04:15	32	32
04:30	31	31
04:45	33	33
05:00	35	35
=====	=====	=====
Hour Totals	131	131
05:15	36	36
05:30	38	38
05:45	91	91
06:00	105	105
=====	=====	=====
Hour Totals	270	270

\*\*\*\*\*



Greiner, Inc.  
Traffic Counts  
Volume by Lane Report

Page 36

\*\*\*\*\*  
Data File : D0114010.PRN  
Station : 0000000000005  
Identification : 0000000000005  
\*\*\*\*\*  
Lanes 1-1 are Northbound

Mon - Jan 14, 91

Lane	1	Total
06:15	96	96
06:30	145	145
06:45	228	228
07:00	259	259
===== Hour Totals	728	728
07:15	310	310
07:30	340	340
07:45	398	398
08:00	402	402
===== Hour Totals	1450	1450
08:15	373	373
08:30	403	403
08:45	383	383
09:00	360	360
===== Hour Totals	1519	1519
09:15	303	303
09:30	304	304
09:45	393	393
10:00	339	339
===== Hour Totals	1339	1339
10:15	377	377
10:30	374	374
10:45	405	405
11:00	394	394
===== Hour Totals	1550	1550
11:15	405	405
11:30	418	418
11:45	476	476
12:00	454	454
===== Hour Totals	1753	1753
12:15	449	449
12:30	498	498
12:45	561	561

\*\*\*\*\*

Greiner, Inc.  
Traffic Counts  
Volume by Lane Report

Page 35

\*\*\*\*\*  
Data File : D0114010.PRN  
Station : 000000000005  
Identification : 000000000005  
\*\*\*\*\*

Lanes 1-1 are Northbound  
-----

Mon - Jan 14, 91

Lane	1	Total
-----	-----	-----
13:00	449	449
=====	=====	=====
Hour Totals	1957	1957

13:15	474	474
13:30	492	492
13:45	453	453
14:00	531	531
=====	=====	=====
Hour Totals	1950	1950

14:15	471	471
14:30	453	453
14:45	489	489
15:00	462	462
=====	=====	=====
Hour Totals	1875	1875

15:15	493	493
15:30	503	503
15:45	561	561
16:00	493	493
=====	=====	=====
Hour Totals	2050	2050

16:15	561	561
16:30	593	593
16:45	623	623
17:00	582	582
=====	=====	=====
Hour Totals	2359	2359

17:15	636	636
17:30	585	585
17:45	577	577
18:00	472	472
=====	=====	=====
Hour Totals	2270	2270

18:15	447	447
18:30	457	457
18:45	386	386
19:00	381	381
=====	=====	=====
Hour Totals	1671	1671

\*\*\*\*\*

9-19

Greiner, Inc.  
Traffic Counts  
Volume by Lane Report

Page 40

\*\*\*\*\*  
Data File : D0114010.PRN  
Station : 000000000005  
Identification : 000000000005  
\*\*\*\*\*

Lanes 1-1 are Northbound

Mon - Jan 14, 91

Lane	1	Total
19:15	324	324
19:30	301	301
19:45	322	322
20:00	268	268
=====	=====	=====
Hour Totals	1215	1215
20:15	275	275
20:30	239	239
20:45	247	247
21:00	237	237
=====	=====	=====
Hour Totals	998	998
21:15	259	259
21:30	262	262
21:45	220	220
22:00	174	174
=====	=====	=====
Hour Totals	915	915
22:15	198	198
22:30	187	187
22:45	121	121
23:00	141	141
=====	=====	=====
Hour Totals	647	647
23:15	112	112
23:30	153	153
23:45	154	154
24:00	91	91
=====	=====	=====
Hour Totals	510	510
=====	=====	=====
Grand Totals	27845	27845
Percentages	100.0	

\*\*\*\*\*

Greiner, Inc.  
Traffic Counts  
Volume by Lane Report

Page 1

\*\*\*\*\*  
Data File : D0115001.PRN  
Station : 0000000000005 Count ratio : 2.00  
Identification : 0000000000005 Interval : 15 minutes  
Start date : Jan 15, 91 Start time : 00:00  
Stop date : Jan 15, 91 Stop time : 24:00  
City/Town : TAMPA County : HILLSBOROUGH  
Location : DALE MABRY South of SPRUCE ST. (NB)  
\*\*\*\*\*  
Lanes 1-1 are Northbound

Tue - Jan 15, 91

Lane	1	Total
00:15	96	96
00:30	85	85
00:45	65	65
01:00	53	53
===== Hour Totals	299	299
01:15	64	64
01:30	52	52
01:45	46	46
02:00	35	35
===== Hour Totals	197	197
02:15	39	39
02:30	41	41
02:45	47	47
03:00	36	36
===== Hour Totals	163	163
03:15	36	36
03:30	31	31
03:45	35	35
04:00	31	31
===== Hour Totals	133	133
04:15	31	31
04:30	25	25
04:45	43	43
05:00	49	49
===== Hour Totals	148	148
05:15	41	41
05:30	54	54
05:45	78	78
06:00	93	93
===== Hour Totals	266	266

\*\*\*\*\*

Greiner, Inc.  
Traffic Counts  
Volume by Lane Report

Page 2

\*\*\*\*\*  
Data File : D0115001.PRN  
Station : 000000000005  
Identification : 000000000005  
\*\*\*\*\*

Lanes 1-1 are Northbound

Tue - Jan 15, 91

Lane	1	Total
06:15	114	114
06:30	145	145
06:45	227	227
07:00	283	283
===== Hour Totals	769	769
07:15	274	274
07:30	401	401
07:45	394	394
08:00	491	491
===== Hour Totals	1560	1560
08:15	451	451
08:30	411	411
08:45	389	389
09:00	385	385
===== Hour Totals	1636	1636
09:15	402	402
09:30	353	353
09:45	323	323
10:00	352	352
===== Hour Totals	1430	1430
10:15	416	416
10:30	403	403
10:45	403	403
11:00	430	430
===== Hour Totals	1652	1652
11:15	398	398
11:30	345	345
11:45	402	402
12:00	397	397
===== Hour Totals	1542	1542
12:15	413	413
12:30	404	404
12:45	406	406

\*\*\*\*\*

Greiner, Inc.  
Traffic Counts  
Volume by Lane Report

Page 2

\*\*\*\*\*  
Data File : D0115001.PRN  
Station : 000000000005  
Identification : 000000000005  
\*\*\*\*\*  
Lanes 1-1 are Northbound

Tue - Jan 15, 91

Lane	1	Total
-----	-----	-----
13:00	404	404
=====	=====	=====
Hour Totals	1627	1627
13:15	408	408
13:30	400	400
13:45	362	362
14:00	441	441
=====	=====	=====
Hour Totals	1611	1611
14:15	430	430
14:30	418	418
14:45	429	429
15:00	383	383
=====	=====	=====
Hour Totals	1660	1660
15:15	414	414
15:30	413	413
15:45	443	443
16:00	427	427
=====	=====	=====
Hour Totals	1697	1697
16:15	468	468
16:30	482	482
16:45	529	529
17:00	472	472
=====	=====	=====
Hour Totals	1951	1951
17:15	608	608
17:30	528	528
17:45	505	505
18:00	416	416
=====	=====	=====
Hour Totals	2057	2057
18:15	423	423
18:30	409	409
18:45	397	397
19:00	399	399
=====	=====	=====
Hour Totals	1628	1628

\*\*\*\*\*

9-23

Greiner, Inc.  
Traffic Counts  
Volume by Lane Report

Page 4

\*\*\*\*\*  
Data File : D0115001.PRN  
Station : 000000000005  
Identification : 000000000005  
\*\*\*\*\*

Lanes 1-1 are Northbound

Tue - Jan 15, 91

Lane	1	Total
19:15	337	337
19:30	303	303
19:45	281	281
20:00	258	258
=====	=====	=====
Hour Totals	1179	1179
20:15	250	250
20:30	244	244
20:45	211	211
21:00	253	253
=====	=====	=====
Hour Totals	958	958
21:15	256	256
21:30	230	230
21:45	233	233
22:00	178	178
=====	=====	=====
Hour Totals	897	897
22:15	173	173
22:30	181	181
22:45	149	149
23:00	135	135
=====	=====	=====
Hour Totals	638	638
23:15	132	132
23:30	145	145
23:45	114	114
24:00	116	116
=====	=====	=====
Hour Totals	507	507
=====	=====	=====
Grand Totals	26205	26205
Percentages	100.0	

\*\*\*\*\*

Greiner, Inc.  
Traffic Counts  
Volume by Lane Report

Page 1

```
*****
Data File       : D0116002.PRN
Station        : 0000000000005          Count ratio : 2.00
Identification : 0000000000005          Interval    : 15 minutes
Start date     : Jan 16, 91             Start time   : 00:00
Stop date      : Jan 16, 91             Stop time    : 24:00
City/Town      : TAMPA                   County       : HILLSBOROUGH
Location       : DALE MABRY South of SPRUCE ST. (NB)
*****
```

Lanes 1-1 are Northbound

-----  
Wed - Jan 16, 91

Lane	1	Total
00:15	107	107
00:30	77	77
00:45	63	63
01:00	67	67
=====	=====	=====
Hour Totals	314	314
01:15	53	53
01:30	49	49
01:45	40	40
02:00	39	39
=====	=====	=====
Hour Totals	181	181
02:15	42	42
02:30	27	27
02:45	41	41
03:00	22	22
=====	=====	=====
Hour Totals	132	132
03:15	43	43
03:30	36	36
03:45	33	33
04:00	32	32
=====	=====	=====
Hour Totals	144	144
04:15	41	41
04:30	26	26
04:45	33	33
05:00	40	40
=====	=====	=====
Hour Totals	140	140
05:15	39	39
05:30	47	47
05:45	65	65
06:00	94	94
=====	=====	=====
Hour Totals	245	245

\*\*\*\*\*



Greiner, Inc.  
Traffic Counts  
Volume by Lane Report

Page 2

\*\*\*\*\*  
Data File : D0116002.PRN  
Station : 000000000005  
Identification : 000000000005  
\*\*\*\*\*

Lanes 1-1 are Northbound

-----  
Wed - Jan 16, 91

Lane	1	Total
-----	-----	-----
06:15	111	111
06:30	157	157
06:45	230	230
07:00	287	287
=====	=====	=====
Hour Totals	785	785
07:15	279	279
07:30	370	370
07:45	433	433
08:00	468	468
=====	=====	=====
Hour Totals	1550	1550
08:15	397	397
08:30	407	407
08:45	425	425
09:00	416	416
=====	=====	=====
Hour Totals	1645	1645
09:15	341	341
09:30	358	358
09:45	357	357
10:00	440	440
=====	=====	=====
Hour Totals	1496	1496
10:15	333	333
10:30	404	404
10:45	429	429
11:00	445	445
=====	=====	=====
Hour Totals	1611	1611
11:15	473	473
11:30	414	414
11:45	530	530
12:00	483	483
=====	=====	=====
Hour Totals	1900	1900
12:15	598	598
12:30	600	600
12:45	560	560

\*\*\*\*\*

Greiner, Inc.  
Traffic Counts  
Volume by Lane Report

Page 2

\*\*\*\*\*  
Data File : D0116002.PRN  
Station : 000000000005  
Identification : 000000000005  
\*\*\*\*\*

Lanes 1-1 are Northbound

-----  
Wed - Jan 16, 91

Lane	1	Total
-----	-----	-----
13:00	565	565
=====	=====	=====
Hour Totals	2323	2323
13:15	510	510
13:30	484	484
13:45	473	473
14:00	491	491
=====	=====	=====
Hour Totals	1958	1958
14:15	479	479
14:30	441	441
14:45	467	467
15:00	470	470
=====	=====	=====
Hour Totals	1857	1857
15:15	468	468
15:30	463	463
15:45	461	461
16:00	497	497
=====	=====	=====
Hour Totals	1889	1889
16:15	605	605
16:30	563	563
16:45	613	613
17:00	590	590
=====	=====	=====
Hour Totals	2371	2371
17:15	654	654
17:30	590	590
17:45	510	510
18:00	444	444
=====	=====	=====
Hour Totals	2198	2198
18:15	443	443
18:30	414	414
18:45	444	444
19:00	453	453
=====	=====	=====
Hour Totals	1754	1754

\*\*\*\*\*

9-27

Greiner, Inc.  
Traffic Counts  
Volume by Lane Report

Page 4

\*\*\*\*\*  
Data File : D0116002.PRN  
Station : 000000000005  
Identification : 000000000005  
\*\*\*\*\*

Lanes 1-1 are Northbound

-----  
Wed - Jan 16, 91

Lane	1	Total
-----	-----	-----
19:15	405	405
19:30	346	346
19:45	313	313
20:00	315	315
=====	=====	=====
Hour Totals	1379	1379
20:15	286	286
20:30	281	281
20:45	286	286
21:00	229	229
=====	=====	=====
Hour Totals	1082	1082
21:15	230	230
21:30	223	223
21:45	178	178
22:00	234	234
=====	=====	=====
Hour Totals	865	865
22:15	212	212
22:30	174	174
22:45	185	185
23:00	154	154
=====	=====	=====
Hour Totals	725	725
23:15	163	163
23:30	147	147
23:45	158	158
24:00	142	142
=====	=====	=====
Hour Totals	610	610
=====	=====	=====
Grand Totals	29154	29154
Percentages	100.0	

\*\*\*\*\*

Greiner, Inc.  
Traffic Counts  
Volume by Lane Report

Page 5

\*\*\*\*\*  
Data File : D0110008.PRN  
Station : 0000000000007 Count ratio : 2.00  
Identification : 0000000000007 Interval : 15 minutes  
Start date : Jan 10, 91 Start time : 00:00  
Stop date : Jan 10, 91 Stop time : 24:00  
City/Town : TAMPA County : HILLSBOROUGH  
Location : DALE MABRY North of SPRUCE ST. (SB)  
\*\*\*\*\*

Lanes 1-1 are Southbound  
-----

Thu - Jan 10, 91

Lane	1	Total
00:15	123	123
00:30	93	93
00:45	93	93
01:00	69	69
=====	=====	=====
Hour Totals	378	378
01:15	74	74
01:30	62	62
01:45	80	80
02:00	53	53
=====	=====	=====
Hour Totals	269	269
02:15	72	72
02:30	45	45
02:45	27	27
03:00	50	50
=====	=====	=====
Hour Totals	194	194
03:15	56	56
03:30	57	57
03:45	56	56
04:00	45	45
=====	=====	=====
Hour Totals	214	214
04:15	40	40
04:30	36	36
04:45	55	55
05:00	57	57
=====	=====	=====
Hour Totals	188	188
05:15	81	81
05:30	93	93
05:45	126	126
06:00	176	176
=====	=====	=====
Hour Totals	476	476

\*\*\*\*\*

Greiner, Inc.  
Traffic Counts  
Volume by Lane Report

Page 6

\*\*\*\*\*  
Data File : D0110008.PRN  
Station : 0000000000007  
Identification : 0000000000007  
\*\*\*\*\*

Lanes 1-1 are Southbound

-----  
Thu - Jan 10, 91

Lane	1	Total
06:15	189	189
06:30	240	240
06:45	355	355
07:00	351	351
=====	=====	=====
Hour Totals	1135	1135
07:15	470	470
07:30	498	498
07:45	494	494
08:00	527	527
=====	=====	=====
Hour Totals	1989	1989
08:15	451	451
08:30	476	476
08:45	527	527
09:00	437	437
=====	=====	=====
Hour Totals	1891	1891
09:15	417	417
09:30	442	442
09:45	423	423
10:00	445	445
=====	=====	=====
Hour Totals	1727	1727
10:15	436	436
10:30	434	434
10:45	422	422
11:00	450	450
=====	=====	=====
Hour Totals	1742	1742
11:15	454	454
11:30	490	490
11:45	521	521
12:00	545	545
=====	=====	=====
Hour Totals	2010	2010
12:15	522	522
12:30	539	539
12:45	570	570

\*\*\*\*\*

9-30

Greiner, Inc.  
Traffic Counts  
Volume by Lane Report

Page

\*\*\*\*\*  
Data File : D0110008.PRN  
Station : 000000000007  
Identification : 000000000007  
\*\*\*\*\*

Lanes 1-1 are Southbound

Thu - Jan 10, 91

Lane	1	Total
-----	-----	-----
13:00	558	558
=====	=====	=====
Hour Totals	2189	2189
13:15	590	590
13:30	535	535
13:45	535	535
14:00	480	480
=====	=====	=====
Hour Totals	2140	2140
14:15	510	510
14:30	488	488
14:45	452	452
15:00	509	509
=====	=====	=====
Hour Totals	1959	1959
15:15	483	483
15:30	448	448
15:45	500	500
16:00	490	490
=====	=====	=====
Hour Totals	1921	1921
16:15	495	495
16:30	476	476
16:45	472	472
17:00	495	495
=====	=====	=====
Hour Totals	1938	1938
17:15	533	533
17:30	526	526
17:45	441	441
18:00	422	422
=====	=====	=====
Hour Totals	1922	1922
18:15	417	417
18:30	354	354
18:45	379	379
19:00	415	415
=====	=====	=====
Hour Totals	1565	1565

\*\*\*\*\*

Greiner, Inc.  
Traffic Counts  
Volume by Lane Report

Page 6

\*\*\*\*\*  
Data File : D0110008.PRN  
Station : 000000000007  
Identification : 000000000007  
\*\*\*\*\*

Lanes 1-1 are Southbound

Thu - Jan 10, 91

Lane	1	Total
19:15	396	396
19:30	351	351
19:45	355	355
20:00	319	319
====	====	====
Hour Totals	1421	1421
20:15	299	299
20:30	336	336
20:45	280	280
21:00	294	294
====	====	====
Hour Totals	1209	1209
21:15	399	399
21:30	289	289
21:45	241	241
22:00	222	222
====	====	====
Hour Totals	1151	1151
22:15	228	228
22:30	196	196
22:45	173	173
23:00	164	164
====	====	====
Hour Totals	761	761
23:15	162	162
23:30	168	168
23:45	118	118
24:00	121	121
====	====	====
Hour Totals	569	569
====	====	====
Grand Totals	30958	30958
Percentages	100.0	

\*\*\*\*\*

Greiner, Inc.  
Traffic Counts  
Volume by Lane Report

Page 25

\*\*\*\*\*  
Data File : D0111008.PRN  
Station : 000000000007 Count ratio : 2.00  
Identification : 000000000007 Interval : 15 minutes  
Start date : Jan 11, 91 Start time : 00:00  
Stop date : Jan 11, 91 Stop time : 24:00  
City/Town : TAMPA County : HILLSBOROUGH  
Location : DALE MABRY North of SPRUCE ST. (SB)  
\*\*\*\*\*  
Lanes 1-1 are Southbound

-----  
Fri - Jan 11, 91

Lane	1	Total
-----	-----	-----
00:15	102	102
00:30	106	106
00:45	73	73
01:00	65	65
=====	=====	=====
Hour Totals	346	346
01:15	74	74
01:30	66	66
01:45	72	72
02:00	41	41
=====	=====	=====
Hour Totals	253	253
02:15	52	52
02:30	65	65
02:45	47	47
03:00	48	48
=====	=====	=====
Hour Totals	212	212
03:15	64	64
03:30	45	45
03:45	63	63
04:00	68	68
=====	=====	=====
Hour Totals	240	240
04:15	56	56
04:30	34	34
04:45	53	53
05:00	55	55
=====	=====	=====
Hour Totals	198	198
05:15	83	83
05:30	102	102
05:45	132	132
06:00	136	136
=====	=====	=====
Hour Totals	453	453

\*\*\*\*\*



Greiner, Inc.  
Traffic Counts  
Volume by Lane Report

Page 30

\*\*\*\*\*  
Data File : D0111008.PRN  
Station : 000000000007  
Identification : 000000000007  
\*\*\*\*\*  
Lanes 1-1 are Southbound

Fri - Jan 11, 91

Lane	1	Total
06:15	160	160
06:30	235	235
06:45	326	326
07:00	388	388
=====	=====	=====
Hour Totals	1109	1109
07:15	439	439
07:30	486	486
07:45	497	497
08:00	541	541
=====	=====	=====
Hour Totals	1963	1963
08:15	480	480
08:30	498	498
08:45	462	462
09:00	484	484
=====	=====	=====
Hour Totals	1924	1924
09:15	455	455
09:30	409	409
09:45	407	407
10:00	452	452
=====	=====	=====
Hour Totals	1723	1723
10:15	456	456
10:30	471	471
10:45	433	433
11:00	456	456
=====	=====	=====
Hour Totals	1816	1816
11:15	490	490
11:30	478	478
11:45	530	530
12:00	558	558
=====	=====	=====
Hour Totals	2056	2056
12:15	668	668
12:30	585	585
12:45	605	605

\*\*\*\*\*

Greiner, Inc.  
Traffic Counts  
Volume by Lane Report

Page 31

\*\*\*\*\*  
Data File : D0111008.PRN  
Station : 0000000000007  
Identification : 0000000000007  
\*\*\*\*\*

Lanes 1-1 are Southbound  
-----

Fri - Jan 11, 91

Lane	1	Total
-----	-----	-----
13:00	599	599
=====	=====	=====
Hour Totals	2457	2457
13:15	579	579
13:30	578	578
13:45	517	517
14:00	505	505
=====	=====	=====
Hour Totals	2179	2179
14:15	513	513
14:30	493	493
14:45	483	483
15:00	501	501
=====	=====	=====
Hour Totals	1990	1990
15:15	505	505
15:30	489	489
15:45	552	552
16:00	480	480
=====	=====	=====
Hour Totals	2026	2026
16:15	495	495
16:30	472	472
16:45	472	472
17:00	498	498
=====	=====	=====
Hour Totals	1937	1937
17:15	499	499
17:30	528	528
17:45	475	475
18:00	435	435
=====	=====	=====
Hour Totals	1937	1937
18:15	468	468
18:30	415	415
18:45	410	410
19:00	439	439
=====	=====	=====
Hour Totals	1732	1732

\*\*\*\*\*

9-35

Greiner, Inc.  
Traffic Counts  
Volume by Lane Report

Page 3

\*\*\*\*\*  
Data File : D0111008.PRN  
Station : 000000000007  
Identification : 000000000007  
\*\*\*\*\*

Lanes 1-1 are Southbound

Fri - Jan 11, 91

Lane	1	Total
-----	-----	-----
19:15	409	409
19:30	443	443
19:45	441	441
20:00	374	374
=====	=====	=====
Hour Totals	1667	1667
20:15	389	389
20:30	362	362
20:45	337	337
21:00	366	366
=====	=====	=====
Hour Totals	1454	1454
21:15	350	350
21:30	343	343
21:45	311	311
22:00	374	374
=====	=====	=====
Hour Totals	1378	1378
22:15	329	329
22:30	261	261
22:45	271	271
23:00	245	245
=====	=====	=====
Hour Totals	1106	1106
23:15	260	260
23:30	225	225
23:45	233	233
24:00	224	224
=====	=====	=====
Hour Totals	942	942
=====	=====	=====
Grand Totals	33098	33098
Percentages	100.0	

\*\*\*\*\*

Greiner, Inc.  
Traffic Counts  
Volume by Lane Report

Page 25

\*\*\*\*\*

Data File : D0112008.PRN  
Station : 000000000007 Count ratio : 2.00  
Identification : 000000000007 Interval : 15 minutes  
Start date : Jan 12, 91 Start time : 00:00  
Stop date : Jan 12, 91 Stop time : 24:00  
City/Town : TAMPA County : HILLSBOROUGH  
Location : DALE MABRY North of SPRUCE ST. (SB)

\*\*\*\*\*

Lanes 1-1 are Southbound

Sat - Jan 12, 91

Lane	1	Total
00:15	200	200
00:30	166	166
00:45	215	215
01:00	156	156
===== Hour Totals	737	737
01:15	101	101
01:30	119	119
01:45	117	117
02:00	125	125
===== Hour Totals	462	462
02:15	100	100
02:30	113	113
02:45	91	91
03:00	118	118
===== Hour Totals	422	422
03:15	100	100
03:30	78	78
03:45	90	90
04:00	81	81
===== Hour Totals	349	349
04:15	75	75
04:30	50	50
04:45	55	55
05:00	47	47
===== Hour Totals	227	227
05:15	38	38
05:30	37	37
05:45	75	75
06:00	66	66
===== Hour Totals	216	216

\*\*\*\*\*

Greiner, Inc.  
Traffic Counts  
Volume by Lane Report

Page 30

\*\*\*\*\*  
Data File : D0112008.PRN  
Station : 000000000007  
Identification : 000000000007  
\*\*\*\*\*

Lanes 1-1 are Southbound

Sat - Jan 12, 91

Lane	1	Total
06:15	87	87
06:30	99	99
06:45	116	116
07:00	131	131
===== Hour Totals	433	433
07:15	127	127
07:30	159	159
07:45	223	223
08:00	230	230
===== Hour Totals	739	739
08:15	210	210
08:30	250	250
08:45	273	273
09:00	274	274
===== Hour Totals	1007	1007
09:15	275	275
09:30	288	288
09:45	278	278
10:00	334	334
===== Hour Totals	1175	1175
10:15	314	314
10:30	374	374
10:45	341	341
11:00	395	395
===== Hour Totals	1424	1424
11:15	397	397
11:30	413	413
11:45	436	436
12:00	452	452
===== Hour Totals	1698	1698
12:15	492	492
12:30	459	459
12:45	482	482

\*\*\*\*\*

Greiner, Inc.  
Traffic Counts  
Volume by Lane Report

Page 3

\*\*\*\*\*  
Data File : D0112008.PRN  
Station : 000000000007  
Identification : 000000000007  
\*\*\*\*\*

Lanes 1-1 are Southbound  
-----

Sat - Jan 12, 91

Lane	1	Total
-----	-----	-----
13:00	451	451
=====	=====	=====
Hour Totals	1884	1884
13:15	451	451
13:30	452	452
13:45	432	432
14:00	420	420
=====	=====	=====
Hour Totals	1755	1755
14:15	416	416
14:30	454	454
14:45	426	426
15:00	395	395
=====	=====	=====
Hour Totals	1691	1691
15:15	421	421
15:30	426	426
15:45	418	418
16:00	406	406
=====	=====	=====
Hour Totals	1671	1671
16:15	452	452
16:30	371	371
16:45	417	417
17:00	405	405
=====	=====	=====
Hour Totals	1645	1645
17:15	431	431
17:30	426	426
17:45	426	426
18:00	430	430
=====	=====	=====
Hour Totals	1713	1713
18:15	383	383
18:30	387	387
18:45	392	392
19:00	390	390
=====	=====	=====
Hour Totals	1552	1552

\*\*\*\*\*

Greiner, Inc.  
Traffic Counts  
Volume by Lane Report

Page 38

\*\*\*\*\*  
Data File : D0112008.PRN  
Station : 000000000007  
Identification : 000000000007  
\*\*\*\*\*

Lanes 1-1 are Southbound

Sat - Jan 12, 91

Lane	1	Total
19:15	352	352
19:30	335	335
19:45	289	289
20:00	281	281
=====	=====	=====
Hour Totals	1257	1257
20:15	308	308
20:30	300	300
20:45	317	317
21:00	272	272
=====	=====	=====
Hour Totals	1197	1197
21:15	310	310
21:30	312	312
21:45	272	272
22:00	263	263
=====	=====	=====
Hour Totals	1157	1157
22:15	266	266
22:30	238	238
22:45	90	90
23:00	212	212
=====	=====	=====
Hour Totals	806	806
23:15	199	199
23:30	197	197
23:45	214	214
24:00	190	190
=====	=====	=====
Hour Totals	800	800
=====	=====	=====
Grand Totals	26017	26017
Percentages	100.0	

\*\*\*\*\*

Greiner, Inc.  
Traffic Counts  
Volume by Lane Report

Page 29

\*\*\*\*\*  
Data File : D0113008.PRN  
Station : 0000000000007 Count ratio : 2.00  
Identification : 0000000000007 Interval : 15 minutes  
Start date : Jan 13, 91 Start time : 00:00  
Stop date : Jan 13, 91 Stop time : 24:00  
City/Town : TAMPA County : HILLSBOROUGH  
Location : DALE MABRY North of SPRUCE ST. (SB)  
\*\*\*\*\*  
Lanes 1-1 are Southbound  
-----

Sun - Jan 13, 91

Lane	1	Total
00:15	218	218
00:30	196	196
00:45	171	171
01:00	161	161
=====	=====	=====
Hour Totals	746	746
01:15	153	153
01:30	120	120
01:45	102	102
02:00	108	108
=====	=====	=====
Hour Totals	483	483
02:15	112	112
02:30	94	94
02:45	101	101
03:00	108	108
=====	=====	=====
Hour Totals	415	415
03:15	117	117
03:30	75	75
03:45	71	71
04:00	62	62
=====	=====	=====
Hour Totals	325	325
04:15	78	78
04:30	42	42
04:45	43	43
05:00	40	40
=====	=====	=====
Hour Totals	203	203
05:15	39	39
05:30	29	29
05:45	45	45
06:00	36	36
=====	=====	=====
Hour Totals	149	149

\*\*\*\*\*

9-41



Greiner, Inc.  
Traffic Counts  
Volume by Lane Report

Page 30

\*\*\*\*\*  
Data File : D0113008.PRN  
Station : 000000000007  
Identification : 000000000007  
\*\*\*\*\*

Lanes 1-1 are Southbound

Sun - Jan 13, 91

Lane	1	Total
06:15	62	62
06:30	64	64
06:45	85	85
07:00	65	65
===== Hour Totals	276	276
07:15	76	76
07:30	64	64
07:45	88	88
08:00	93	93
===== Hour Totals	321	321
08:15	90	90
08:30	116	116
08:45	119	119
09:00	193	193
===== Hour Totals	518	518
09:15	149	149
09:30	155	155
09:45	171	171
10:00	203	203
===== Hour Totals	678	678
10:15	190	190
10:30	214	214
10:45	255	255
11:00	228	228
===== Hour Totals	887	887
11:15	264	264
11:30	302	302
11:45	304	304
12:00	332	332
===== Hour Totals	1202	1202
12:15	289	289
12:30	312	312
12:45	318	318

\*\*\*\*\*

Greiner, Inc.  
Traffic Counts  
Volume by Lane Report

Page 31

\*\*\*\*\*  
Data File : D0113008.PRN  
Station : 000000000007  
Identification : 000000000007  
\*\*\*\*\*

Lanes 1-1 are Southbound  
-----

Sun - Jan 13, 91

Lane	1	Total
-----	-----	-----
13:00	373	373
=====	=====	=====
Hour Totals	1292	1292
13:15	341	341
13:30	335	335
13:45	339	339
14:00	327	327
=====	=====	=====
Hour Totals	1342	1342
14:15	335	335
14:30	364	364
14:45	341	341
15:00	307	307
=====	=====	=====
Hour Totals	1347	1347
15:15	337	337
15:30	320	320
15:45	347	347
16:00	359	359
=====	=====	=====
Hour Totals	1363	1363
16:15	355	355
16:30	357	357
16:45	339	339
17:00	289	289
=====	=====	=====
Hour Totals	1340	1340
17:15	319	319
17:30	350	350
17:45	305	305
18:00	299	299
=====	=====	=====
Hour Totals	1273	1273
18:15	313	313
18:30	225	225
18:45	236	236
19:00	252	252
=====	=====	=====
Hour Totals	1026	1026

\*\*\*\*\*

9-43

Greiner, Inc.  
Traffic Counts  
Volume by Lane Report

Page 38

\*\*\*\*\*  
Data File : D0113008.PRN  
Station : 000000000007  
Identification : 000000000007  
\*\*\*\*\*

Lanes 1-1 are Southbound

Sun - Jan 13, 91

Lane	1	Total
19:15	238	238
19:30	188	188
19:45	207	207
20:00	187	187
=====	=====	=====
Hour Totals	820	820
20:15	196	196
20:30	200	200
20:45	177	177
21:00	186	186
=====	=====	=====
Hour Totals	759	759
21:15	177	177
21:30	164	164
21:45	144	144
22:00	167	167
=====	=====	=====
Hour Totals	652	652
22:15	158	158
22:30	127	127
22:45	1	1
23:00	27	27
=====	=====	=====
Hour Totals	313	313
23:15	138	138
23:30	107	107
23:45	98	98
24:00	72	72
=====	=====	=====
Hour Totals	415	415
=====	=====	=====
Grand Totals	18145	18145
Percentages	100.0	

\*\*\*\*\*

Greiner, Inc.  
Traffic Counts  
Volume by Lane Report

Page 5

\*\*\*\*\*  
Data File : D0114003.PRN  
Station : 000000000007 Count ratio : 2.00  
Identification : 000000000007 Interval : 15 minutes  
Start date : Jan 14, 91 Start time : 00:00  
Stop date : Jan 14, 91 Stop time : 24:00  
City/Town : TAMPA County : HILLSBOROUGH  
Location : DALE MABRY North of SPRUCE ST. (SB)  
\*\*\*\*\*  
Lanes 1-1 are Southbound  
-----

Mon - Jan 14, 91

Lane	1	Total
00:15	75	75
00:30	58	58
00:45	57	57
01:00	62	62
=====	=====	=====
Hour Totals	252	252
01:15	61	61
01:30	66	66
01:45	40	40
02:00	49	49
=====	=====	=====
Hour Totals	216	216
02:15	38	38
02:30	31	31
02:45	32	32
03:00	29	29
=====	=====	=====
Hour Totals	130	130
03:15	44	44
03:30	36	36
03:45	46	46
04:00	51	51
=====	=====	=====
Hour Totals	177	177
04:15	41	41
04:30	35	35
04:45	44	44
05:00	54	54
=====	=====	=====
Hour Totals	174	174
05:15	63	63
05:30	104	104
05:45	108	108
06:00	131	131
=====	=====	=====
Hour Totals	406	406

\*\*\*\*\*

9-45

Greiner, Inc.  
Traffic Counts  
Volume by Lane Report

Page 10

\*\*\*\*\*  
Data File : D0114003.PRN  
Station : 000000000007  
Identification : 000000000007  
\*\*\*\*\*

Lanes 1-1 are Southbound

Mon - Jan 14, 91

Lane	1	Total
06:15	178	178
06:30	232	232
06:45	330	330
07:00	392	392
===== Hour Totals	1132	1132
07:15	417	417
07:30	489	489
07:45	446	446
08:00	506	506
===== Hour Totals	1858	1858
08:15	478	478
08:30	490	490
08:45	437	437
09:00	489	489
===== Hour Totals	1894	1894
09:15	415	415
09:30	360	360
09:45	413	413
10:00	436	436
===== Hour Totals	1624	1624
10:15	419	419
10:30	372	372
10:45	415	415
11:00	469	469
===== Hour Totals	1675	1675
11:15	472	472
11:30	486	486
11:45	502	502
12:00	527	527
===== Hour Totals	1987	1987
12:15	558	558
12:30	554	554
12:45	597	597

\*\*\*\*\*

Greiner, Inc.  
Traffic Counts  
Volume by Lane Report

Page 11

\*\*\*\*\*  
Data File : D0114003.PRN  
Station : 000000000007  
Identification : 000000000007  
\*\*\*\*\*

Lanes 1-1 are Southbound

Mon - Jan 14, 91

Lane	1	Total
-----	-----	-----
13:00	560	560
=====	=====	=====
Hour Totals	2269	2269
13:15	576	576
13:30	577	577
13:45	505	505
14:00	532	532
=====	=====	=====
Hour Totals	2190	2190
14:15	537	537
14:30	478	478
14:45	493	493
15:00	520	520
=====	=====	=====
Hour Totals	2028	2028
15:15	479	479
15:30	466	466
15:45	528	528
16:00	485	485
=====	=====	=====
Hour Totals	1958	1958
16:15	525	525
16:30	475	475
16:45	522	522
17:00	469	469
=====	=====	=====
Hour Totals	1991	1991
17:15	517	517
17:30	505	505
17:45	434	434
18:00	418	418
=====	=====	=====
Hour Totals	1874	1874
18:15	414	414
18:30	399	399
18:45	379	379
19:00	416	416
=====	=====	=====
Hour Totals	1608	1608

\*\*\*\*\*

Greiner, Inc.  
Traffic Counts  
Volume by Lane Report

Page 18

\*\*\*\*\*  
Data File : D0114003.PRN  
Station : 000000000007  
Identification : 000000000007  
\*\*\*\*\*

Lanes 1-1 are Southbound

Mon - Jan 14, 91

Lane	1	Total
19:15	352	352
19:30	379	379
19:45	308	308
20:00	285	285
=====	=====	=====
Hour Totals	1324	1324
20:15	332	332
20:30	268	268
20:45	283	283
21:00	283	283
=====	=====	=====
Hour Totals	1166	1166
21:15	293	293
21:30	248	248
21:45	209	209
22:00	244	244
=====	=====	=====
Hour Totals	994	994
22:15	185	185
22:30	169	169
22:45	134	134
23:00	144	144
=====	=====	=====
Hour Totals	632	632
23:15	162	162
23:30	116	116
23:45	105	105
24:00	93	93
=====	=====	=====
Hour Totals	476	476
=====	=====	=====
Grand Totals	30035	30035
Percentages	100.0	

\*\*\*\*\*

Greiner, Inc.  
Traffic Counts  
Volume by Lane Report

Page 9

\*\*\*\*\*  
Data File : D0115003.PRN  
Station : 000000000007 Count ratio : 2.00  
Identification : 000000000007 Interval : 15 minutes  
Start date : Jan 15, 91 Start time : 00:00  
Stop date : Jan 15, 91 Stop time : 24:00  
City/Town : TAMPA County : HILLSBOROUGH  
Location : DALE MABRY North of SPRUCE ST. (SB)  
\*\*\*\*\*  
Lanes 1-1 are Southbound  
-----

Tue - Jan 15, 91

Lane	1	Total
00:15	80	80
00:30	83	83
00:45	59	59
01:00	70	70
=====	=====	=====
Hour Totals	292	292
01:15	57	57
01:30	64	64
01:45	43	43
02:00	47	47
=====	=====	=====
Hour Totals	211	211
02:15	44	44
02:30	32	32
02:45	54	54
03:00	40	40
=====	=====	=====
Hour Totals	170	170
03:15	45	45
03:30	40	40
03:45	47	47
04:00	46	46
=====	=====	=====
Hour Totals	178	178
04:15	52	52
04:30	39	39
04:45	55	55
05:00	43	43
=====	=====	=====
Hour Totals	189	189
05:15	63	63
05:30	83	83
05:45	97	97
06:00	160	160
=====	=====	=====
Hour Totals	403	403

\*\*\*\*\*



Greiner, Inc.  
Traffic Counts  
Volume by Lane Report

Page 10

\*\*\*\*\*  
Data File : D0115003.PRN  
Station : 000000000007  
Identification : 000000000007  
\*\*\*\*\*

Lanes 1-1 are Southbound

Tue - Jan 15, 91

Lane	1	Total
06:15	173	173
06:30	242	242
06:45	349	349
07:00	440	440
=====	=====	=====
Hour Totals	1204	1204
07:15	484	484
07:30	503	503
07:45	508	508
08:00	576	576
=====	=====	=====
Hour Totals	2071	2071
08:15	566	566
08:30	559	559
08:45	576	576
09:00	449	449
=====	=====	=====
Hour Totals	2150	2150
09:15	437	437
09:30	424	424
09:45	428	428
10:00	427	427
=====	=====	=====
Hour Totals	1716	1716
10:15	434	434
10:30	419	419
10:45	461	461
11:00	466	466
=====	=====	=====
Hour Totals	1780	1780
11:15	488	488
11:30	471	471
11:45	495	495
12:00	440	440
=====	=====	=====
Hour Totals	1894	1894
12:15	503	503
12:30	521	521
12:45	513	513

\*\*\*\*\*

Greiner, Inc.  
Traffic Counts  
Volume by Lane Report

Page 11

\*\*\*\*\*  
Data File : D0115003.PRN  
Station : 000000000007  
Identification : 000000000007  
\*\*\*\*\*

Lanes 1-1 are Southbound

Tue - Jan 15, 91

Lane	1	Total
-----	-----	-----
13:00	468	468
=====	=====	=====
Hour Totals	2005	2005
13:15	465	465
13:30	438	438
13:45	465	465
14:00	499	499
=====	=====	=====
Hour Totals	1867	1867
14:15	402	402
14:30	426	426
14:45	428	428
15:00	404	404
=====	=====	=====
Hour Totals	1660	1660
15:15	400	400
15:30	450	450
15:45	442	442
16:00	427	427
=====	=====	=====
Hour Totals	1719	1719
16:15	437	437
16:30	400	400
16:45	416	416
17:00	471	471
=====	=====	=====
Hour Totals	1724	1724
17:15	484	484
17:30	425	425
17:45	424	424
18:00	389	389
=====	=====	=====
Hour Totals	1722	1722
18:15	337	337
18:30	337	337
18:45	341	341
19:00	361	361
=====	=====	=====
Hour Totals	1376	1376

\*\*\*\*\*

9-51

Greiner, Inc.  
Traffic Counts  
Volume by Lane Report

Page 11

\*\*\*\*\*  
Data File : D0115003.PRN  
Station : 000000000007  
Identification : 000000000007  
\*\*\*\*\*

Lanes 1-1 are Southbound

Tue - Jan 15, 91

Lane	1	Total
19:15	356	356
19:30	291	291
19:45	245	245
20:00	238	238
=====	=====	=====
Hour Totals	1130	1130
20:15	283	283
20:30	260	260
20:45	245	245
21:00	251	251
=====	=====	=====
Hour Totals	1039	1039
21:15	247	247
21:30	261	261
21:45	257	257
22:00	245	245
=====	=====	=====
Hour Totals	1010	1010
22:15	155	155
22:30	163	163
22:45	170	170
23:00	127	127
=====	=====	=====
Hour Totals	615	615
23:15	127	127
23:30	116	116
23:45	88	88
24:00	76	76
=====	=====	=====
Hour Totals	407	407
=====	=====	=====
Grand Totals	28532	28532
Percentages	100.0	

\*\*\*\*\*

Greiner, Inc.  
Traffic Counts  
Volume by Lane Report

Page 5

\*\*\*\*\*  
Data File : D0116004.PRN  
Station : 000000000007 Count ratio : 2.00  
Identification : 000000000007 Interval : 15 minutes  
Start date : Jan 16, 91 Start time : 00:00  
Stop date : Jan 16, 91 Stop time : 24:00  
City/Town : TAMPA County : HILLSBOROUGH  
Location : DALE MABRY North of SPRUCE ST. (SB)  
\*\*\*\*\*  
Lanes 1-1 are Southbound

-----  
Wed - Jan 16, 91

Lane	1	Total
00:15	105	105
00:30	84	84
00:45	83	83
01:00	54	54
=====	=====	=====
Hour Totals	326	326
01:15	58	58
01:30	56	56
01:45	38	38
02:00	59	59
=====	=====	=====
Hour Totals	211	211
02:15	52	52
02:30	31	31
02:45	40	40
03:00	33	33
=====	=====	=====
Hour Totals	156	156
03:15	36	36
03:30	37	37
03:45	62	62
04:00	32	32
=====	=====	=====
Hour Totals	167	167
04:15	38	38
04:30	29	29
04:45	42	42
05:00	55	55
=====	=====	=====
Hour Totals	164	164
05:15	62	62
05:30	59	59
05:45	113	113
06:00	133	133
=====	=====	=====
Hour Totals	367	367

\*\*\*\*\*

Greiner, Inc.  
Traffic Counts  
Volume by Lane Report

Page 10

\*\*\*\*\*  
Data File : D0116004.PRN  
Station : 000000000007  
Identification : 000000000007  
\*\*\*\*\*  
Lanes 1-1 are Southbound

-----  
Wed - Jan 16, 91

Lane	1	Total
-----	-----	-----
06:15	162	162
06:30	213	213
06:45	299	299
07:00	366	366
=====	=====	=====
Hour Totals	1040	1040
07:15	415	415
07:30	500	500
07:45	440	440
08:00	532	532
=====	=====	=====
Hour Totals	1887	1887
08:15	485	485
08:30	424	424
08:45	546	546
09:00	462	462
=====	=====	=====
Hour Totals	1917	1917
09:15	427	427
09:30	376	376
09:45	439	439
10:00	393	393
=====	=====	=====
Hour Totals	1635	1635
10:15	415	415
10:30	398	398
10:45	402	402
11:00	405	405
=====	=====	=====
Hour Totals	1620	1620
11:15	407	407
11:30	401	401
11:45	438	438
12:00	380	380
=====	=====	=====
Hour Totals	1626	1626
12:15	521	521
12:30	470	470
12:45	448	448

\*\*\*\*\*

Greiner, Inc.  
Traffic Counts  
Volume by Lane Report

Page 11

\*\*\*\*\*  
Data File : D0116004.PRN  
Station : 000000000007  
Identification : 000000000007  
\*\*\*\*\*

Lanes 1-1 are Southbound

-----  
Wed - Jan 16, 91

Lane	1	Total
-----	-----	-----
13:00	451	451
=====	=====	=====
Hour Totals	1890	1890
13:15	468	468
13:30	479	479
13:45	515	515
14:00	526	526
=====	=====	=====
Hour Totals	1988	1988
14:15	477	477
14:30	468	468
14:45	487	487
15:00	481	481
=====	=====	=====
Hour Totals	1913	1913
15:15	501	501
15:30	478	478
15:45	486	486
16:00	507	507
=====	=====	=====
Hour Totals	1972	1972
16:15	500	500
16:30	421	421
16:45	542	542
17:00	489	489
=====	=====	=====
Hour Totals	1952	1952
17:15	528	528
17:30	526	526
17:45	482	482
18:00	445	445
=====	=====	=====
Hour Totals	1981	1981
18:15	429	429
18:30	393	393
18:45	438	438
19:00	453	453
=====	=====	=====
Hour Totals	1713	1713

\*\*\*\*\*

Greiner, Inc.  
Traffic Counts  
Volume by Lane Report

Page 12

\*\*\*\*\*  
Data File : D0116004.PRN  
Station : 000000000007  
Identification : 000000000007  
\*\*\*\*\*

Lanes 1-1 are Southbound

-----  
Wed - Jan 16, 91

Lane	1	Total
-----	-----	-----
19:15	357	357
19:30	386	386
19:45	334	334
20:00	340	340
=====	=====	=====
Hour Totals	1417	1417
20:15	299	299
20:30	320	320
20:45	242	242
21:00	274	274
=====	=====	=====
Hour Totals	1135	1135
21:15	243	243
21:30	235	235
21:45	224	224
22:00	219	219
=====	=====	=====
Hour Totals	921	921
22:15	204	204
22:30	177	177
22:45	155	155
23:00	155	155
=====	=====	=====
Hour Totals	691	691
23:15	150	150
23:30	103	103
23:45	125	125
24:00	105	105
=====	=====	=====
Hour Totals	483	483
=====	=====	=====
Grand Totals	29172	29172
Percentages	100.0	

\*\*\*\*\*

Greiner, Inc.  
Traffic Counts  
Volume by Lane Report

Page 1

\*\*\*\*\*  
Data File : D0110009.PRN  
Station : 000000000012 Count ratio : 2.00  
Identification : 000000000012 Interval : 15 minutes  
Start date : Jan 10, 91 Start time : 00:00  
Stop date : Jan 10, 91 Stop time : 24:00  
City/Town : TAMPA County : HILLSBOROUGH  
Location : SPRUCE ST. West of DALE MABRY (EB)  
\*\*\*\*\*  
Lanes 1-1 are Eastbound  
-----

Thu - Jan 10, 91

Lane	1	Total
00:15	5	5
00:30	9	9
00:45	0	0
01:00	3	3
=====	=====	=====
Hour Totals	17	17
01:15	2	2
01:30	3	3
01:45	1	1
02:00	2	2
=====	=====	=====
Hour Totals	8	8
02:15	2	2
02:30	0	0
02:45	0	0
03:00	0	0
=====	=====	=====
Hour Totals	2	2
03:15	0	0
03:30	2	2
03:45	2	2
04:00	2	2
=====	=====	=====
Hour Totals	6	6
04:15	1	1
04:30	3	3
04:45	2	2
05:00	3	3
=====	=====	=====
Hour Totals	9	9
05:15	1	1
05:30	1	1
05:45	5	5
06:00	4	4
=====	=====	=====
Hour Totals	11	11

\*\*\*\*\*



Greiner, Inc.  
Traffic Counts  
Volume by Lane Report

Page 10

\*\*\*\*\*  
Data File : D0110009.PRN  
Station : 0000000000012  
Identification : 0000000000012  
\*\*\*\*\*

Lanes 1-1 are Eastbound

-----  
Thu - Jan 10, 91

Lane	1	Total
-----	-----	-----
06:15	14	14
06:30	12	12
06:45	24	24
07:00	29	29
=====	=====	=====
Hour Totals	79	79
07:15	43	43
07:30	46	46
07:45	53	53
08:00	60	60
=====	=====	=====
Hour Totals	202	202
08:15	58	58
08:30	62	62
08:45	48	48
09:00	52	52
=====	=====	=====
Hour Totals	220	220
09:15	41	41
09:30	54	54
09:45	56	56
10:00	51	51
=====	=====	=====
Hour Totals	202	202
10:15	65	65
10:30	58	58
10:45	45	45
11:00	49	49
=====	=====	=====
Hour Totals	217	217
11:15	67	67
11:30	51	51
11:45	85	85
12:00	89	89
=====	=====	=====
Hour Totals	292	292
12:15	91	91
12:30	81	81
12:45	74	74

\*\*\*\*\*

Greiner, Inc.  
Traffic Counts  
Volume by Lane Report

Page 11

\*\*\*\*\*  
Data File : D0110009.PRN  
Station : 000000000012  
Identification : 000000000012  
\*\*\*\*\*

Lanes 1-1 are Eastbound

-----  
Thu - Jan 10, 91

Lane	1	Total
-----	-----	-----
13:00	63	63
=====	=====	=====
Hour Totals	309	309
13:15	61	61
13:30	62	62
13:45	64	64
14:00	41	41
=====	=====	=====
Hour Totals	228	228
14:15	61	61
14:30	45	45
14:45	70	70
15:00	59	59
=====	=====	=====
Hour Totals	235	235
15:15	95	95
15:30	72	72
15:45	68	68
16:00	94	94
=====	=====	=====
Hour Totals	329	329
16:15	120	120
16:30	95	95
16:45	118	118
17:00	132	132
=====	=====	=====
Hour Totals	465	465
17:15	143	143
17:30	123	123
17:45	122	122
18:00	94	94
=====	=====	=====
Hour Totals	482	482
18:15	84	84
18:30	63	63
18:45	37	37
19:00	40	40
=====	=====	=====
Hour Totals	224	224

\*\*\*\*\*

9-59

Greiner, Inc.  
Traffic Counts  
Volume by Lane Report

Page 18

\*\*\*\*\*  
Data File : D0110009.PRN  
Station : 000000000012  
Identification : 000000000012  
\*\*\*\*\*

Lanes 1-1 are Eastbound

-----  
Thu - Jan 10, 91

Lane	1	Total
-----	-----	-----
19:15	33	33
19:30	26	26
19:45	25	25
20:00	23	23
=====	=====	=====
Hour Totals	107	107
20:15	18	18
20:30	19	19
20:45	19	19
21:00	19	19
=====	=====	=====
Hour Totals	75	75
21:15	54	54
21:30	17	17
21:45	21	21
22:00	16	16
=====	=====	=====
Hour Totals	108	108
22:15	20	20
22:30	13	13
22:45	8	8
23:00	9	9
=====	=====	=====
Hour Totals	50	50
23:15	6	6
23:30	4	4
23:45	8	8
24:00	2	2
=====	=====	=====
Hour Totals	20	20
=====	=====	=====
Grand Totals	3897	3897
Percentages	100.0	

\*\*\*\*\*

Greiner, Inc.  
Traffic Counts  
Volume by Lane Report

Page 3

\*\*\*\*\*

Data File : D0111009.PRN  
Station : 000000000012 Count ratio : 2.00  
Identification : 000000000012 Interval : 15 minutes  
Start date : Jan 11, 91 Start time : 00:00  
Stop date : Jan 11, 91 Stop time : 24:00  
City/Town : TAMPA County : HILLSBOROUGH  
Location : SPRUCE ST. West of DALE MABRY (EB)

\*\*\*\*\*

Lanes 1-1 are Eastbound

-----  
Fri - Jan 11, 91

Lane	1	Total
00:15	5	5
00:30	8	8
00:45	2	2
01:00	1	1
=====	=====	=====
Hour Totals	16	16
01:15	2	2
01:30	5	5
01:45	2	2
02:00	4	4
=====	=====	=====
Hour Totals	13	13
02:15	2	2
02:30	2	2
02:45	2	2
03:00	0	0
=====	=====	=====
Hour Totals	6	6
03:15	7	7
03:30	2	2
03:45	0	0
04:00	2	2
=====	=====	=====
Hour Totals	11	11
04:15	2	2
04:30	5	5
04:45	2	2
05:00	2	2
=====	=====	=====
Hour Totals	11	11
05:15	2	2
05:30	5	5
05:45	5	5
06:00	8	8
=====	=====	=====
Hour Totals	20	20

\*\*\*\*\*

9-61

Greiner, Inc.  
Traffic Counts  
Volume by Lane Report

Page 3/

\*\*\*\*\*  
Data File : D0111009.PRN  
Station : 000000000012  
Identification : 000000000012  
\*\*\*\*\*  
Lanes 1-1 are Eastbound

Fri - Jan 11, 91

Lane	1	Total
06:15	9	9
06:30	18	18
06:45	12	12
07:00	35	35
===== Hour Totals	74	74
07:15	49	49
07:30	43	43
07:45	56	56
08:00	73	73
===== Hour Totals	221	221
08:15	42	42
08:30	73	73
08:45	54	54
09:00	56	56
===== Hour Totals	225	225
09:15	45	45
09:30	65	65
09:45	57	57
10:00	55	55
===== Hour Totals	222	222
10:15	49	49
10:30	52	52
10:45	49	49
11:00	45	45
===== Hour Totals	195	195
11:15	77	77
11:30	66	66
11:45	75	75
12:00	97	97
===== Hour Totals	315	315
12:15	107	107
12:30	76	76
12:45	83	83

\*\*\*\*\*

Greiner, Inc.  
Traffic Counts  
Volume by Lane Report

Page 35

\*\*\*\*\*  
Data File : D0111009.PRN  
Station : 000000000012  
Identification : 000000000012  
\*\*\*\*\*

Lanes 1-1 are Eastbound

Fri - Jan 11, 91

Lane	1	Total
13:00	83	83
=====	=====	=====
Hour Totals	349	349
13:15	78	78
13:30	65	65
13:45	58	58
14:00	45	45
=====	=====	=====
Hour Totals	246	246
14:15	56	56
14:30	47	47
14:45	81	81
15:00	64	64
=====	=====	=====
Hour Totals	248	248
15:15	81	81
15:30	61	61
15:45	85	85
16:00	105	105
=====	=====	=====
Hour Totals	332	332
16:15	143	143
16:30	105	105
16:45	141	141
17:00	159	159
=====	=====	=====
Hour Totals	548	548
17:15	122	122
17:30	126	126
17:45	115	115
18:00	148	148
=====	=====	=====
Hour Totals	511	511
18:15	111	111
18:30	83	83
18:45	51	51
19:00	45	45
=====	=====	=====
Hour Totals	290	290

\*\*\*\*\*

9-63

Greiner, Inc.  
Traffic Counts  
Volume by Lane Report

Page 36

\*\*\*\*\*  
Data File : D0111009.PRN  
Station : 000000000012  
Identification : 000000000012  
\*\*\*\*\*

Lanes 1-1 are Eastbound

Fri - Jan 11, 91

Lane	1	Total
19:15	48	48
19:30	32	32
19:45	30	30
20:00	24	24
=====	=====	=====
Hour Totals	134	134
20:15	34	34
20:30	32	32
20:45	21	21
21:00	21	21
=====	=====	=====
Hour Totals	108	108
21:15	19	19
21:30	13	13
21:45	19	19
22:00	11	11
=====	=====	=====
Hour Totals	62	62
22:15	12	12
22:30	10	10
22:45	15	15
23:00	17	17
=====	=====	=====
Hour Totals	54	54
23:15	6	6
23:30	12	12
23:45	11	11
24:00	7	7
=====	=====	=====
Hour Totals	36	36
=====	=====	=====
Grand Totals	4247	4247
Percentages	100.0	

\*\*\*\*\*

Greiner, Inc.  
Traffic Counts  
Volume by Lane Report

Page 3

\*\*\*\*\*  
Data File : D0112009.PRN  
Station : 0000000000012 Count ratio : 2.00  
Identification : 0000000000012 Interval : 15 minutes  
Start date : Jan 12, 91 Start time : 00:00  
Stop date : Jan 12, 91 Stop time : 24:00  
City/Town : TAMPA County : HILLSBOROUGH  
Location : SPRUCE ST. West of DALE MARRY (EB)  
\*\*\*\*\*  
Lanes 1-1 are Eastbound

Sat - Jan 12, 91

Lane	1	Total
00:15	6	6
00:30	7	7
00:45	4	4
01:00	9	9
===== Hour Totals	26	26
01:15	2	2
01:30	5	5
01:45	2	2
02:00	5	5
===== Hour Totals	14	14
02:15	3	3
02:30	2	2
02:45	2	2
03:00	0	0
===== Hour Totals	7	7
03:15	1	1
03:30	1	1
03:45	9	9
04:00	2	2
===== Hour Totals	13	13
04:15	2	2
04:30	0	0
04:45	1	1
05:00	3	3
===== Hour Totals	6	6
05:15	0	0
05:30	0	0
05:45	3	3
06:00	0	0
===== Hour Totals	3	3

\*\*\*\*\*

9-65



Greiner, Inc.  
Traffic Counts  
Volume by Lane Report

Page 34

\*\*\*\*\*  
Data File : D0112009.PRN  
Station : 000000000012  
Identification : 000000000012  
\*\*\*\*\*  
Lanes 1-1 are Eastbound

Sat - Jan 12, 91

Lane	1	Total
06:15	4	4
06:30	4	4
06:45	10	10
07:00	13	13
=====	=====	=====
Hour Totals	31	31
07:15	16	16
07:30	10	10
07:45	17	17
08:00	21	21
=====	=====	=====
Hour Totals	64	64
08:15	18	18
08:30	21	21
08:45	26	26
09:00	29	29
=====	=====	=====
Hour Totals	94	94
09:15	44	44
09:30	30	30
09:45	36	36
10:00	44	44
=====	=====	=====
Hour Totals	154	154
10:15	51	51
10:30	38	38
10:45	44	44
11:00	45	45
=====	=====	=====
Hour Totals	178	178
11:15	41	41
11:30	46	46
11:45	43	43
12:00	41	41
=====	=====	=====
Hour Totals	171	171
12:15	58	58
12:30	48	48
12:45	51	51

\*\*\*\*\*

Greiner, Inc.  
Traffic Counts  
Volume by Lane Report

Page 35

\*\*\*\*\*  
Data File : D0112009.PRN  
Station : 000000000012  
Identification : 000000000012  
\*\*\*\*\*

Lanes 1-1 are Eastbound  
-----

Sat - Jan 12, 91

Lane	1	Total
-----	-----	-----
13:00	38	38
=====	=====	=====
Hour Totals	195	195

13:15	55	55
13:30	46	46
13:45	45	45
14:00	51	51
=====	=====	=====
Hour Totals	197	197

14:15	54	54
14:30	58	58
14:45	52	52
15:00	47	47
=====	=====	=====
Hour Totals	211	211

15:15	42	42
15:30	46	46
15:45	38	38
16:00	38	38
=====	=====	=====
Hour Totals	164	164

16:15	41	41
16:30	40	40
16:45	40	40
17:00	42	42
=====	=====	=====
Hour Totals	163	163

17:15	51	51
17:30	32	32
17:45	36	36
18:00	30	30
=====	=====	=====
Hour Totals	149	149

18:15	28	28
18:30	37	37
18:45	27	27
19:00	24	24
=====	=====	=====
Hour Totals	116	116

\*\*\*\*\*

Greiner, Inc.  
Traffic Counts  
Volume by Lane Report

Page 30

\*\*\*\*\*  
Data File : D0112009.PRN  
Station : 000000000012  
Identification : 000000000012  
\*\*\*\*\*

Lanes 1-1 are Eastbound

Sat - Jan 12, 91

Lane	1	Total
19:15	30	30
19:30	23	23
19:45	22	22
20:00	20	20
=====	=====	=====
Hour Totals	95	95
20:15	15	15
20:30	10	10
20:45	18	18
21:00	20	20
=====	=====	=====
Hour Totals	63	63
21:15	15	15
21:30	13	13
21:45	14	14
22:00	11	11
=====	=====	=====
Hour Totals	53	53
22:15	13	13
22:30	8	8
22:45	9	9
23:00	18	18
=====	=====	=====
Hour Totals	48	48
23:15	9	9
23:30	9	9
23:45	9	9
24:00	6	6
=====	=====	=====
Hour Totals	33	33
=====	=====	=====
Grand Totals	2248	2248
Percentages	100.0	

\*\*\*\*\*

Greiner, Inc.  
Traffic Counts  
Volume by Lane Report

Page 30

\*\*\*\*\*  
Data File : D0113009.PRN  
Station : 000000000012 Count ratio : 2.00  
Identification : 000000000012 Interval : 15 minutes  
Start date : Jan 13, 91 Start time : 00:00  
Stop date : Jan 13, 91 Stop time : 24:00  
City/Town : TAMPA County : HILLSBOROUGH  
Location : SPRUCE ST. West of DALE MABRY (EB)  
\*\*\*\*\*  
Lanes 1-1 are Eastbound

-----  
Sun - Jan 13, 91

Lane	1	Total
-----	-----	-----
00:15	6	6
00:30	8	8
00:45	5	5
01:00	5	5
=====	=====	=====
Hour Totals	24	24
01:15	1	1
01:30	4	4
01:45	3	3
02:00	5	5
=====	=====	=====
Hour Totals	13	13
02:15	7	7
02:30	1	1
02:45	0	0
03:00	6	6
=====	=====	=====
Hour Totals	14	14
03:15	4	4
03:30	3	3
03:45	1	1
04:00	1	1
=====	=====	=====
Hour Totals	9	9
04:15	0	0
04:30	1	1
04:45	1	1
05:00	0	0
=====	=====	=====
Hour Totals	2	2
05:15	3	3
05:30	2	2
05:45	1	1
06:00	3	3
=====	=====	=====
Hour Totals	9	9

\*\*\*\*\*

9-69

Greiner, Inc.  
Traffic Counts  
Volume by Lane Report

Page 34

\*\*\*\*\*  
Data File : D0113009.PRN  
Station : 000000000012  
Identification : 000000000012  
\*\*\*\*\*

Lanes 1-1 are Eastbound

Sun - Jan 13, 91

Lane	1	Total
06:15	1	1
06:30	1	1
06:45	3	3
07:00	3	3
=====	=====	=====
Hour Totals	8	8
07:15	9	9
07:30	16	16
07:45	6	6
08:00	8	8
=====	=====	=====
Hour Totals	39	39
08:15	8	8
08:30	10	10
08:45	10	10
09:00	20	20
=====	=====	=====
Hour Totals	48	48
09:15	29	29
09:30	19	19
09:45	20	20
10:00	28	28
=====	=====	=====
Hour Totals	96	96
10:15	27	27
10:30	14	14
10:45	40	40
11:00	28	28
=====	=====	=====
Hour Totals	109	109
11:15	23	23
11:30	22	22
11:45	20	20
12:00	25	25
=====	=====	=====
Hour Totals	90	90
12:15	18	18
12:30	25	25
12:45	24	24

\*\*\*\*\*

Greiner, Inc.  
Traffic Counts  
Volume by Lane Report

Page 35

\*\*\*\*\*  
Data File : D0113009.PRN  
Station : 000000000012  
Identification : 000000000012  
\*\*\*\*\*

Lanes 1-1 are Eastbound

Sun - Jan 13, 91

Lane	1	Total
-----	-----	-----
13:00	26	26
=====	=====	=====
Hour Totals	93	93
13:15	22	22
13:30	26	26
13:45	32	32
14:00	23	23
=====	=====	=====
Hour Totals	103	103
14:15	25	25
14:30	43	43
14:45	28	28
15:00	34	34
=====	=====	=====
Hour Totals	130	130
15:15	31	31
15:30	28	28
15:45	33	33
16:00	22	22
=====	=====	=====
Hour Totals	114	114
16:15	30	30
16:30	31	31
16:45	32	32
17:00	20	20
=====	=====	=====
Hour Totals	113	113
17:15	22	22
17:30	31	31
17:45	37	37
18:00	27	27
=====	=====	=====
Hour Totals	117	117
18:15	16	16
18:30	16	16
18:45	19	19
19:00	19	19
=====	=====	=====
Hour Totals	70	70

\*\*\*\*\*

9-71

Greiner, Inc.  
Traffic Counts  
Volume by Lane Report

Page 38

\*\*\*\*\*  
Data File : D0113009.PRN  
Station : 000000000012  
Identification : 000000000012  
\*\*\*\*\*

Lanes 1-1 are Eastbound

Sun - Jan 13, 91

Lane	1	Total
19:15	23	23
19:30	15	15
19:45	16	16
20:00	17	17
=====	=====	=====
Hour Totals	71	71
20:15	9	9
20:30	15	15
20:45	9	9
21:00	14	14
=====	=====	=====
Hour Totals	47	47
21:15	8	8
21:30	7	7
21:45	8	8
22:00	10	10
=====	=====	=====
Hour Totals	33	33
22:15	6	6
22:30	6	6
22:45	9	9
23:00	5	5
=====	=====	=====
Hour Totals	26	26
23:15	5	5
23:30	1	1
23:45	6	6
24:00	4	4
=====	=====	=====
Hour Totals	16	16
=====	=====	=====
Grand Totals	1394	1394
Percentages	100.0	

\*\*\*\*\*

Greiner, Inc.  
Traffic Counts  
Volume by Lane Report

Page 1

\*\*\*\*\*  
Data File : D0114001.PRN  
Station : 000000000012 Count ratio : 2.00  
Identification : 000000000012 Interval : 15 minutes  
Start date : Jan 14, 91 Start time : 00:00  
Stop date : Jan 14, 91 Stop time : 24:00  
City/Town : TAMPA County : HILLSBOROUGH  
Location : SPRUCE ST. West of DALE MABRY (EB)  
\*\*\*\*\*

Lanes 1-1 are Eastbound  
-----

Mon - Jan 14, 91

Lane	1	Total
00:15	1	1
00:30	5	5
00:45	1	1
01:00	2	2
=====	=====	=====
Hour Totals	9	9
01:15	2	2
01:30	0	0
01:45	2	2
02:00	0	0
=====	=====	=====
Hour Totals	4	4
02:15	1	1
02:30	1	1
02:45	1	1
03:00	0	0
=====	=====	=====
Hour Totals	3	3
03:15	2	2
03:30	1	1
03:45	2	2
04:00	0	0
=====	=====	=====
Hour Totals	5	5
04:15	0	0
04:30	2	2
04:45	1	1
05:00	5	5
=====	=====	=====
Hour Totals	8	8
05:15	4	4
05:30	4	4
05:45	6	6
06:00	10	10
=====	=====	=====
Hour Totals	24	24

\*\*\*\*\*



Greiner, Inc.  
Traffic Counts  
Volume by Lane Report

Page 1

\*\*\*\*\*  
Data File : D0114001.PRN  
Station : 0000000000012  
Identification : 0000000000012  
\*\*\*\*\*  
Lanes 1-1 are Eastbound

Mon - Jan 14, 91

Lane	1	Total
06:15	13	13
06:30	13	13
06:45	15	15
07:00	20	20
===== Hour Totals	61	61
07:15	31	31
07:30	52	52
07:45	55	55
08:00	45	45
===== Hour Totals	183	183
08:15	47	47
08:30	54	54
08:45	56	56
09:00	44	44
===== Hour Totals	201	201
09:15	42	42
09:30	67	67
09:45	59	59
10:00	51	51
===== Hour Totals	219	219
10:15	48	48
10:30	35	35
10:45	48	48
11:00	77	77
===== Hour Totals	208	208
11:15	65	65
11:30	56	56
11:45	87	87
12:00	97	97
===== Hour Totals	305	305
12:15	92	92
12:30	75	75
12:45	84	84

\*\*\*\*\*

Greiner, Inc.  
Traffic Counts  
Volume by Lane Report

Page 1

\*\*\*\*\*  
Data File : D0114001.PRN  
Station : 000000000012  
Identification : 000000000012  
\*\*\*\*\*

Lanes 1-1 are Eastbound

Mon - Jan 14, 91

Lane	1	Total
-----	-----	-----
13:00	66	66
=====	=====	=====
Hour Totals	317	317
13:15	81	81
13:30	47	47
13:45	60	60
14:00	60	60
=====	=====	=====
Hour Totals	248	248
14:15	61	61
14:30	57	57
14:45	64	64
15:00	61	61
=====	=====	=====
Hour Totals	243	243
15:15	97	97
15:30	62	62
15:45	80	80
16:00	104	104
=====	=====	=====
Hour Totals	343	343
16:15	97	97
16:30	116	116
16:45	145	145
17:00	141	141
=====	=====	=====
Hour Totals	499	499
17:15	121	121
17:30	140	140
17:45	110	110
18:00	68	68
=====	=====	=====
Hour Totals	439	439
18:15	71	71
18:30	51	51
18:45	47	47
19:00	33	33
=====	=====	=====
Hour Totals	202	202

\*\*\*\*\*

Greiner, Inc.  
Traffic Counts  
Volume by Lane Report

Page 4

\*\*\*\*\*  
Data File : D0114001.PRN  
Station : 000000000012  
Identification : 000000000012  
\*\*\*\*\*

Lanes 1-1 are Eastbound

Mon - Jan 14, 91

Lane	1	Total
-----	-----	-----
19:15	22	22
19:30	30	30
19:45	26	26
20:00	13	13
=====	=====	=====
Hour Totals	91	91
20:15	23	23
20:30	24	24
20:45	20	20
21:00	16	16
=====	=====	=====
Hour Totals	83	83
21:15	42	42
21:30	12	12
21:45	19	19
22:00	18	18
=====	=====	=====
Hour Totals	91	91
22:15	13	13
22:30	6	6
22:45	10	10
23:00	8	8
=====	=====	=====
Hour Totals	37	37
23:15	8	8
23:30	6	6
23:45	5	5
24:00	1	1
=====	=====	=====
Hour Totals	20	20
=====	=====	=====
Grand Totals	3843	3843
Percentages	100.0	

\*\*\*\*\*

Greiner, Inc.  
Traffic Counts  
Volume by Lane Report

Page 13

\*\*\*\*\*  
Data File : D0115004.PRN  
Station : 000000000012 Count ratio : 2.00  
Identification : 000000000012 Interval : 15 minutes  
Start date : Jan 15, 91 Start time : 00:00  
Stop date : Jan 15, 91 Stop time : 24:00  
City/Town : TAMPA County : HILLSBOROUGH  
Location : SPRUCE ST. West of DALE MABRY (EB)  
\*\*\*\*\*  
Lanes 1-1 are Eastbound

Tue - Jan 15, 91

Lane	1	Total
00:15	3	3
00:30	3	3
00:45	3	3
01:00	1	1
===== Hour Totals	10	10
01:15	0	0
01:30	1	1
01:45	0	0
02:00	2	2
===== Hour Totals	3	3
02:15	1	1
02:30	1	1
02:45	0	0
03:00	2	2
===== Hour Totals	4	4
03:15	0	0
03:30	3	3
03:45	0	0
04:00	1	1
===== Hour Totals	4	4
04:15	1	1
04:30	1	1
04:45	2	2
05:00	4	4
===== Hour Totals	8	8
05:15	5	5
05:30	3	3
05:45	5	5
06:00	6	6
===== Hour Totals	19	19

\*\*\*\*\*

Greiner, Inc.  
Traffic Counts  
Volume by Lane Report

Page 14

\*\*\*\*\*  
Data File : D0115004.PRN  
Station : 0000000000012  
Identification : 0000000000012  
\*\*\*\*\*

Lanes 1-1 are Eastbound

Tue - Jan 15, 91

Lane	1	Total
06:15	13	13
06:30	20	20
06:45	16	16
07:00	19	19
===== Hour Totals	68	68
07:15	49	49
07:30	41	41
07:45	51	51
08:00	58	58
===== Hour Totals	199	199
08:15	50	50
08:30	55	55
08:45	52	52
09:00	72	72
===== Hour Totals	229	229
09:15	62	62
09:30	59	59
09:45	57	57
10:00	49	49
===== Hour Totals	227	227
10:15	51	51
10:30	54	54
10:45	51	51
11:00	36	36
===== Hour Totals	192	192
11:15	40	40
11:30	46	46
11:45	62	62
12:00	71	71
===== Hour Totals	219	219
12:15	81	81
12:30	60	60
12:45	52	52

\*\*\*\*\*

Greiner, Inc.  
Traffic Counts  
Volume by Lane Report

Page 15

\*\*\*\*\*  
Data File : D0115004.PRN  
Station : 000000000012  
Identification : 000000000012  
\*\*\*\*\*

Lanes 1-1 are Eastbound

Tue - Jan 15, 91

Lane	1	Total
13:00	51	51
=====	=====	=====
Hour Totals	244	244
13:15	60	60
13:30	51	51
13:45	55	55
14:00	62	62
=====	=====	=====
Hour Totals	228	228
14:15	63	63
14:30	62	62
14:45	59	59
15:00	53	53
=====	=====	=====
Hour Totals	237	237
15:15	74	74
15:30	70	70
15:45	86	86
16:00	98	98
=====	=====	=====
Hour Totals	328	328
16:15	125	125
16:30	97	97
16:45	113	113
17:00	122	122
=====	=====	=====
Hour Totals	457	457
17:15	122	122
17:30	117	117
17:45	112	112
18:00	74	74
=====	=====	=====
Hour Totals	425	425
18:15	66	66
18:30	40	40
18:45	35	35
19:00	35	35
=====	=====	=====
Hour Totals	176	176

\*\*\*\*\*

Greiner, Inc.  
Traffic Counts  
Volume by Lane Report

Page 1E

\*\*\*\*\*  
Data File : D0115004.PRN  
Station : 000000000012  
Identification : 000000000012  
\*\*\*\*\*

Lanes 1-1 are Eastbound

Tue - Jan 15, 91

Lane	1	Total
19:15	25	25
19:30	34	34
19:45	28	28
20:00	21	21
=====	=====	=====
Hour Totals	108	108
20:15	19	19
20:30	20	20
20:45	22	22
21:00	14	14
=====	=====	=====
Hour Totals	75	75
21:15	32	32
21:30	15	15
21:45	19	19
22:00	16	16
=====	=====	=====
Hour Totals	82	82
22:15	4	4
22:30	13	13
22:45	4	4
23:00	8	8
=====	=====	=====
Hour Totals	29	29
23:15	15	15
23:30	9	9
23:45	4	4
24:00	2	2
=====	=====	=====
Hour Totals	30	30
Grand Totals	3601	3601
Percentages	100.0	

\*\*\*\*\*

Greiner, Inc.  
Traffic Counts  
Volume by Lane Report

Page 13

\*\*\*\*\*

Data File : D0116005.PRN  
Station : 000000000012 Count ratio : 2.00  
Identification : 000000000012 Interval : 15 minutes  
Start date : Jan 16, 91 Start time : 00:00  
Stop date : Jan 16, 91 Stop time : 24:00  
City/Town : TAMPA County : HILLSBOROUGH  
Location : SPRUCE ST. West of DALE MABRY (EB)

\*\*\*\*\*

Lanes 1-1 are Eastbound

-----  
Wed - Jan 16, 91

Lane	1	Total
-----	-----	-----
00:15	2	2
00:30	4	4
00:45	6	6
01:00	3	3
=====	=====	=====
Hour Totals	15	15
01:15	2	2
01:30	1	1
01:45	3	3
02:00	2	2
=====	=====	=====
Hour Totals	8	8
02:15	3	3
02:30	5	5
02:45	1	1
03:00	1	1
=====	=====	=====
Hour Totals	10	10
03:15	1	1
03:30	2	2
03:45	1	1
04:00	2	2
=====	=====	=====
Hour Totals	6	6
04:15	5	5
04:30	3	3
04:45	3	3
05:00	2	2
=====	=====	=====
Hour Totals	13	13
05:15	4	4
05:30	5	5
05:45	8	8
06:00	7	7
=====	=====	=====
Hour Totals	24	24

\*\*\*\*\*



Greiner, Inc.  
Traffic Counts  
Volume by Lane Report

Page 1

\*\*\*\*\*  
Data File : D0116005.PRN  
Station : 000000000012  
Identification : 000000000012  
\*\*\*\*\*

Lanes 1-1 are Eastbound

-----  
Wed - Jan 16, 91

Lane	1	Total
-----	-----	-----
06:15	9	9
06:30	15	15
06:45	19	19
07:00	17	17
=====	=====	=====
Hour Totals	60	60
07:15	26	26
07:30	37	37
07:45	50	50
08:00	55	55
=====	=====	=====
Hour Totals	168	168
08:15	56	56
08:30	57	57
08:45	73	73
09:00	61	61
=====	=====	=====
Hour Totals	247	247
09:15	63	63
09:30	50	50
09:45	46	46
10:00	43	43
=====	=====	=====
Hour Totals	202	202
10:15	39	39
10:30	52	52
10:45	42	42
11:00	44	44
=====	=====	=====
Hour Totals	177	177
11:15	47	47
11:30	43	43
11:45	60	60
12:00	59	59
=====	=====	=====
Hour Totals	209	209
12:15	84	84
12:30	59	59
12:45	84	84

\*\*\*\*\*

Greiner, Inc.  
Traffic Counts  
Volume by Lane Report

Page 15

\*\*\*\*\*  
Data File : D0116005.PRN  
Station : 000000000012  
Identification : 000000000012  
\*\*\*\*\*

Lanes 1-1 are Eastbound

-----  
Wed - Jan 16, 91

Lane	1	Total
-----	-----	-----
13:00	80	80
=====	=====	=====
Hour Totals	307	307
13:15	83	83
13:30	79	79
13:45	60	60
14:00	59	59
=====	=====	=====
Hour Totals	281	281
14:15	49	49
14:30	48	48
14:45	62	62
15:00	69	69
=====	=====	=====
Hour Totals	228	228
15:15	77	77
15:30	79	79
15:45	81	81
16:00	104	104
=====	=====	=====
Hour Totals	341	341
16:15	108	108
16:30	136	136
16:45	119	119
17:00	113	113
=====	=====	=====
Hour Totals	476	476
17:15	171	171
17:30	174	174
17:45	146	146
18:00	98	98
=====	=====	=====
Hour Totals	589	589
18:15	88	88
18:30	69	69
18:45	48	48
19:00	32	32
=====	=====	=====
Hour Totals	237	237

\*\*\*\*\*

9-83

Greiner, Inc.  
Traffic Counts  
Volume by Lane Report

Page 16

\*\*\*\*\*  
Data File : D0116005.PRN  
Station : 000000000012  
Identification : 000000000012  
\*\*\*\*\*

Lanes 1-1 are Eastbound

-----  
Wed - Jan 16, 91

Lane	1	Total
-----	-----	-----
19:15	20	20
19:30	43	43
19:45	22	22
20:00	25	25
=====	=====	=====
Hour Totals	110	110
20:15	27	27
20:30	21	21
20:45	22	22
21:00	19	19
=====	=====	=====
Hour Totals	89	89
21:15	25	25
21:30	25	25
21:45	14	14
22:00	11	11
=====	=====	=====
Hour Totals	75	75
22:15	18	18
22:30	14	14
22:45	7	7
23:00	10	10
=====	=====	=====
Hour Totals	49	49
23:15	4	4
23:30	2	2
23:45	5	5
24:00	6	6
=====	=====	=====
Hour Totals	17	17
Grand Totals	3938	3938
Percentages	100.0	

\*\*\*\*\*

Greiner, Inc.  
Traffic Counts  
Volume by Lane Report

Page 13

\*\*\*\*\*

Data File	: D0110010.FRN	
Station	: 0000000000009	Count ratio : 2.00
Identification	: 0000000000009	Interval : 15 minutes
Start date	: Jan 10, 91	Start time : 00:00
Stop date	: Jan 10, 91	Stop time : 24:00
City/Town	: TAMPA	County : HILLSBOROUGH
Location	: SPRUCE ST. East of DALE MABRY (WB)	

\*\*\*\*\*

Lanes 1-1 are Westbound

-----  
Thu - Jan 10, 91

Lane	1	Total
-----	-----	-----
00:15	6	6
00:30	1	1
00:45	3	3
01:00	3	3
=====	=====	=====
Hour Totals	13	13
01:15	1	1
01:30	2	2
01:45	0	0
02:00	1	1
=====	=====	=====
Hour Totals	4	4
02:15	1	1
02:30	1	1
02:45	1	1
03:00	2	2
=====	=====	=====
Hour Totals	5	5
03:15	2	2
03:30	3	3
03:45	2	2
04:00	2	2
=====	=====	=====
Hour Totals	9	9
04:15	1	1
04:30	1	1
04:45	3	3
05:00	0	0
=====	=====	=====
Hour Totals	5	5
05:15	2	2
05:30	8	8
05:45	4	4
06:00	13	13
=====	=====	=====
Hour Totals	27	27

\*\*\*\*\*

Greiner, Inc.  
Traffic Counts  
Volume by Lane Report

Page 14

\*\*\*\*\*  
Data File : D0110010.PRN  
Station : 000000000009  
Identification : 000000000009  
\*\*\*\*\*  
Lanes 1-1 are Westbound

Thu - Jan 10, 91

Lane	1	Total
06:15	10	10
06:30	12	12
06:45	13	13
07:00	31	31
===== Hour Totals	66	66
07:15	40	40
07:30	71	71
07:45	68	68
08:00	94	94
===== Hour Totals	273	273
08:15	42	42
08:30	45	45
08:45	40	40
09:00	35	35
===== Hour Totals	162	162
09:15	24	24
09:30	30	30
09:45	23	23
10:00	35	35
===== Hour Totals	112	112
10:15	37	37
10:30	36	36
10:45	37	37
11:00	31	31
===== Hour Totals	141	141
11:15	40	40
11:30	59	59
11:45	47	47
12:00	48	48
===== Hour Totals	194	194
12:15	58	58
12:30	59	59
12:45	68	68

\*\*\*\*\*

Greiner, Inc.  
Traffic Counts  
Volume by Lane Report

Page 1

\*\*\*\*\*

Data File : D0110010.PRN  
Station : 000000000009  
Identification : 000000000009

\*\*\*\*\*

Lanes 1-1 are Westbound

-----  
Thu - Jan 10, 91

Lane	1	Total
-----	-----	-----
13:00	76	76
=====	=====	=====
Hour Totals	261	261
13:15	72	72
13:30	71	71
13:45	56	56
14:00	55	55
=====	=====	=====
Hour Totals	254	254
14:15	43	43
14:30	40	40
14:45	57	57
15:00	80	80
=====	=====	=====
Hour Totals	220	220
15:15	47	47
15:30	46	46
15:45	61	61
16:00	31	31
=====	=====	=====
Hour Totals	185	185
16:15	49	49
16:30	61	61
16:45	53	53
17:00	48	48
=====	=====	=====
Hour Totals	211	211
17:15	46	46
17:30	66	66
17:45	55	55
18:00	69	69
=====	=====	=====
Hour Totals	236	236
18:15	63	63
18:30	51	51
18:45	47	47
19:00	32	32
=====	=====	=====
Hour Totals	193	193

\*\*\*\*\*

Greiner, Inc.  
Traffic Counts  
Volume by Lane Report

Page 16

\*\*\*\*\*  
Data File : D0110010.PRN  
Station : 000000000009  
Identification : 000000000009  
\*\*\*\*\*

Lanes 1-1 are Westbound

Thu - Jan 10, 91

Lane	1	Total
-----	-----	-----
19:15	31	31
19:30	28	28
19:45	22	22
20:00	25	25
=====	=====	=====
Hour Totals	106	106
20:15	21	21
20:30	24	24
20:45	17	17
21:00	18	18
=====	=====	=====
Hour Totals	80	80
21:15	30	30
21:30	14	14
21:45	20	20
22:00	20	20
=====	=====	=====
Hour Totals	84	84
22:15	14	14
22:30	7	7
22:45	8	8
23:00	6	6
=====	=====	=====
Hour Totals	35	35
23:15	7	7
23:30	11	11
23:45	12	12
24:00	7	7
=====	=====	=====
Hour Totals	37	37
=====	=====	=====
Grand Totals	2913	2913
Percentages	100.0	

\*\*\*\*\*

Greiner, Inc.  
Traffic Counts  
Volume by Lane Report

Page 25

\*\*\*\*\*

Data File : D0111007.PRN  
 Station : 000000000009 Count ratio : 2.00  
 Identification : 000000000009 Interval : 15 minutes  
 Start date : Jan 11, 91 Start time : 00:00  
 Stop date : Jan 11, 91 Stop time : 24:00  
 City/Town : TAMPA County : HILLSBOROUGH  
 Location : SPRUCE ST. East of DALE MABRY (WB)

\*\*\*\*\*

Lanes 1-1 are Westbound

Fri - Jan 11, 91

Lane	1	Total
00:15	3	3
00:30	2	2
00:45	2	2
01:00	4	4
====	====	====
Hour Totals	11	11
01:15	3	3
01:30	1	1
01:45	2	2
02:00	5	5
====	====	====
Hour Totals	11	11
02:15	6	6
02:30	0	0
02:45	0	0
03:00	1	1
====	====	====
Hour Totals	7	7
03:15	3	3
03:30	2	2
03:45	1	1
04:00	4	4
====	====	====
Hour Totals	10	10
04:15	3	3
04:30	0	0
04:45	0	0
05:00	1	1
====	====	====
Hour Totals	4	4
05:15	0	0
05:30	8	8
05:45	9	9
06:00	14	14
====	====	====
Hour Totals	31	31

\*\*\*\*\*



Greiner, Inc.  
Traffic Counts  
Volume by Lane Report

Page 21

\*\*\*\*\*  
Data File : D0111007.PRN  
Station : 000000000009  
Identification : 000000000009  
\*\*\*\*\*  
Lanes 1-1 are Westbound

Fri - Jan 11, 91

Lane	1	Total
06:15	12	12
06:30	18	18
06:45	32	32
07:00	34	34
=====	=====	=====
Hour Totals	96	96
07:15	59	59
07:30	85	85
07:45	108	108
08:00	109	109
=====	=====	=====
Hour Totals	361	361
08:15	80	80
08:30	63	63
08:45	57	57
09:00	40	40
=====	=====	=====
Hour Totals	240	240
09:15	34	34
09:30	41	41
09:45	36	36
10:00	70	70
=====	=====	=====
Hour Totals	181	181
10:15	39	39
10:30	45	45
10:45	59	59
11:00	61	61
=====	=====	=====
Hour Totals	204	204
11:15	48	48
11:30	76	76
11:45	60	60
12:00	90	90
=====	=====	=====
Hour Totals	274	274
12:15	91	91
12:30	98	98
12:45	84	84

\*\*\*\*\*

Greiner, Inc.  
Traffic Counts  
Volume by Lane Report

Page 27

\*\*\*\*\*  
Data File : D0111007.PRN  
Station : 000000000009  
Identification : 000000000009  
\*\*\*\*\*

Lanes 1-1 are Westbound

Fri - Jan 11, 91

Lane	1	Total
-----	-----	-----
13:00	95	95
=====	=====	=====
Hour Totals	368	368
13:15	77	77
13:30	75	75
13:45	70	70
14:00	64	64
=====	=====	=====
Hour Totals	286	286
14:15	64	64
14:30	59	59
14:45	66	66
15:00	81	81
=====	=====	=====
Hour Totals	270	270
15:15	56	56
15:30	64	64
15:45	76	76
16:00	71	71
=====	=====	=====
Hour Totals	267	267
16:15	82	82
16:30	93	93
16:45	86	86
17:00	71	71
=====	=====	=====
Hour Totals	332	332
17:15	81	81
17:30	67	67
17:45	81	81
18:00	75	75
=====	=====	=====
Hour Totals	304	304
18:15	49	49
18:30	52	52
18:45	48	48
19:00	46	46
=====	=====	=====
Hour Totals	195	195

\*\*\*\*\*

9-91

Greiner, Inc.  
Traffic Counts  
Volume by Lane Report

Page 28

\*\*\*\*\*  
Data File : D0111007.PRN  
Station : 000000000009  
Identification : 000000000009  
\*\*\*\*\*

Lanes 1-1 are Westbound

Fri - Jan 11, 91

Lane	1	Total
-----	-----	-----
19:15	51	51
19:30	47	47
19:45	23	23
20:00	35	35
=====	=====	=====
Hour Totals	156	156
20:15	31	31
20:30	20	20
20:45	25	25
21:00	24	24
=====	=====	=====
Hour Totals	100	100
21:15	24	24
21:30	21	21
21:45	22	22
22:00	15	15
=====	=====	=====
Hour Totals	82	82
22:15	22	22
22:30	15	15
22:45	16	16
23:00	14	14
=====	=====	=====
Hour Totals	67	67
23:15	23	23
23:30	18	18
23:45	7	7
24:00	7	7
=====	=====	=====
Hour Totals	55	55
=====	=====	=====
Grand Totals	3912	3912
Percentages	100.0	

\*\*\*\*\*

Greiner, Inc.  
Traffic Counts  
Volume by Lane Report

Page 25

\*\*\*\*\*  
Data File : D0112007.PRN  
Station : 000000000009 Count ratio : 2.00  
Identification : 000000000009 Interval : 15 minutes  
Start date : Jan 12, 91 Start time : 00:00  
Stop date : Jan 12, 91 Stop time : 24:00  
City/Town : TAMPA County : HILLSBOROUGH  
Location : SPRUCE ST. East of DALE MABRY (WB)  
\*\*\*\*\*

Lanes 1-1 are Westbound  
-----

Sat - Jan 12, 91

Lane	1	Total
00:15	8	8
00:30	5	5
00:45	14	14
01:00	9	9
=====	=====	=====
Hour Totals	36	36
01:15	0	0
01:30	4	4
01:45	2	2
02:00	5	5
=====	=====	=====
Hour Totals	11	11
02:15	2	2
02:30	3	3
02:45	1	1
03:00	1	1
=====	=====	=====
Hour Totals	7	7
03:15	2	2
03:30	2	2
03:45	2	2
04:00	4	4
=====	=====	=====
Hour Totals	10	10
04:15	4	4
04:30	5	5
04:45	2	2
05:00	1	1
=====	=====	=====
Hour Totals	12	12
05:15	0	0
05:30	2	2
05:45	2	2
06:00	14	14
=====	=====	=====
Hour Totals	18	18

\*\*\*\*\*

9-93

Greiner, Inc.  
Traffic Counts  
Volume by Lane Report

Page 20

\*\*\*\*\*  
Data File : D0112007.PRN  
Station : 000000000009  
Identification : 000000000009  
\*\*\*\*\*  
Lanes 1-1 are Westbound

Sat - Jan 12, 91

Lane	1	Total
06:15	9	9
06:30	6	6
06:45	6	6
07:00	8	8
=====	=====	=====
Hour Totals	29	29
07:15	10	10
07:30	14	14
07:45	19	19
08:00	14	14
=====	=====	=====
Hour Totals	57	57
08:15	18	18
08:30	12	12
08:45	16	16
09:00	16	16
=====	=====	=====
Hour Totals	62	62
09:15	33	33
09:30	34	34
09:45	34	34
10:00	23	23
=====	=====	=====
Hour Totals	124	124
10:15	36	36
10:30	21	21
10:45	44	44
11:00	37	37
=====	=====	=====
Hour Totals	138	138
11:15	31	31
11:30	37	37
11:45	48	48
12:00	34	34
=====	=====	=====
Hour Totals	150	150
12:15	34	34
12:30	45	45
12:45	49	49

\*\*\*\*\*

Greiner, Inc.  
Traffic Counts  
Volume by Lane Report

Page 27

\*\*\*\*\*  
Data File : D0112007.PRN  
Station : 0000000000009  
Identification : 0000000000009  
\*\*\*\*\*

Lanes 1-1 are Westbound

Sat - Jan 12, 91

Lane	1	Total
-----	-----	-----
13:00	51	51
=====	=====	=====
Hour Totals	179	179
13:15	41	41
13:30	30	30
13:45	40	40
14:00	39	39
=====	=====	=====
Hour Totals	150	150
14:15	43	43
14:30	33	33
14:45	50	50
15:00	39	39
=====	=====	=====
Hour Totals	165	165
15:15	42	42
15:30	37	37
15:45	37	37
16:00	44	44
=====	=====	=====
Hour Totals	160	160
16:15	28	28
16:30	45	45
16:45	39	39
17:00	42	42
=====	=====	=====
Hour Totals	154	154
17:15	35	35
17:30	38	38
17:45	49	49
18:00	44	44
=====	=====	=====
Hour Totals	166	166
18:15	41	41
18:30	31	31
18:45	35	35
19:00	37	37
=====	=====	=====
Hour Totals	144	144

\*\*\*\*\*

Greiner, Inc.  
Traffic Counts  
Volume by Lane Report

Page 26

\*\*\*\*\*  
Data File : D0112007.PRN  
Station : 000000000009  
Identification : 000000000009  
\*\*\*\*\*

Lanes 1-1 are Westbound

Sat - Jan 12, 91

Lane	1	Total
19:15	28	28
19:30	33	33
19:45	36	36
20:00	25	25
=====	=====	=====
Hour Totals	122	122
20:15	30	30
20:30	16	16
20:45	24	24
21:00	16	16
=====	=====	=====
Hour Totals	86	86
21:15	21	21
21:30	18	18
21:45	24	24
22:00	21	21
=====	=====	=====
Hour Totals	84	84
22:15	16	16
22:30	26	26
22:45	11	11
23:00	14	14
=====	=====	=====
Hour Totals	67	67
23:15	8	8
23:30	12	12
23:45	9	9
24:00	3	3
=====	=====	=====
Hour Totals	32	32
=====	=====	=====
Grand Totals	2163	2163
Percentages	100.0	

\*\*\*\*\*

Greiner, Inc.  
Traffic Counts  
Volume by Lane Report

Page 25

\*\*\*\*\*  
Data File : D0113007.PRN  
Station : 000000000009 Count ratio : 2.00  
Identification : 000000000009 Interval : 15 minutes  
Start date : Jan 13, 91 Start time : 00:00  
Stop date : Jan 13, 91 Stop time : 24:00  
City/Town : TAMPA County : HILLSBOROUGH  
Location : SPRUCE ST. East of DALE MABRY (WB)  
\*\*\*\*\*

Lanes 1-1 are Westbound  
-----

Sun - Jan 13, 91

Lane	1	Total
00:15	7	7
00:30	5	5
00:45	4	4
01:00	2	2
=====	=====	=====
Hour Totals	18	18
01:15	6	6
01:30	2	2
01:45	10	10
02:00	3	3
=====	=====	=====
Hour Totals	21	21
02:15	2	2
02:30	3	3
02:45	6	6
03:00	3	3
=====	=====	=====
Hour Totals	14	14
03:15	4	4
03:30	3	3
03:45	3	3
04:00	1	1
=====	=====	=====
Hour Totals	11	11
04:15	4	4
04:30	3	3
04:45	0	0
05:00	3	3
=====	=====	=====
Hour Totals	10	10
05:15	3	3
05:30	2	2
05:45	1	1
06:00	0	0
=====	=====	=====
Hour Totals	6	6

\*\*\*\*\*



Greiner, Inc.  
Traffic Counts  
Volume by Lane Report

Page 26

\*\*\*\*\*  
Data File : D0113007.PRN  
Station : 000000000009  
Identification : 000000000009  
\*\*\*\*\*

Lanes 1-1 are Westbound

Sun - Jan 13, 91

Lane	1	Total
06:15	1	1
06:30	2	2
06:45	2	2
07:00	4	4
===== Hour Totals	9	9
07:15	8	8
07:30	8	8
07:45	9	9
08:00	8	8
===== Hour Totals	33	33
08:15	5	5
08:30	14	14
08:45	11	11
09:00	14	14
===== Hour Totals	44	44
09:15	12	12
09:30	18	18
09:45	16	16
10:00	18	18
===== Hour Totals	64	64
10:15	14	14
10:30	16	16
10:45	12	12
11:00	25	25
===== Hour Totals	67	67
11:15	14	14
11:30	27	27
11:45	24	24
12:00	25	25
===== Hour Totals	90	90
12:15	34	34
12:30	20	20
12:45	23	23

\*\*\*\*\*

9-98

Greiner, Inc.  
Traffic Counts  
Volume by Lane Report

Page 27

\*\*\*\*\*  
Data File : D0113007.PRN  
Station : 0000000000009  
Identification : 0000000000009  
\*\*\*\*\*

Lanes 1-1 are Westbound

Sun - Jan 13, 91

Lane	1	Total
-----	-----	-----
13:00	32	32
=====	=====	=====
Hour Totals	109	109
13:15	43	43
13:30	32	32
13:45	30	30
14:00	41	41
=====	=====	=====
Hour Totals	146	146
14:15	28	28
14:30	38	38
14:45	19	19
15:00	36	36
=====	=====	=====
Hour Totals	121	121
15:15	27	27
15:30	27	27
15:45	28	28
16:00	26	26
=====	=====	=====
Hour Totals	108	108
16:15	38	38
16:30	37	37
16:45	31	31
17:00	30	30
=====	=====	=====
Hour Totals	136	136
17:15	28	28
17:30	20	20
17:45	21	21
18:00	18	18
=====	=====	=====
Hour Totals	87	87
18:15	23	23
18:30	29	29
18:45	19	19
19:00	18	18
=====	=====	=====
Hour Totals	89	89

\*\*\*\*\*

9-99

Greiner, Inc.  
Traffic Counts  
Volume by Lane Report

Page 26

\*\*\*\*\*  
Data File : D0113007.PRN  
Station : 000000000009  
Identification : 000000000009  
\*\*\*\*\*

Lanes 1-1 are Westbound

Sun - Jan 13, 91

Lane	1	Total
-----	-----	-----
19:15	26	26
19:30	18	18
19:45	17	17
20:00	9	9
=====	=====	=====
Hour Totals	70	70
20:15	15	15
20:30	16	16
20:45	8	8
21:00	11	11
=====	=====	=====
Hour Totals	50	50
21:15	11	11
21:30	11	11
21:45	6	6
22:00	11	11
=====	=====	=====
Hour Totals	39	39
22:15	9	9
22:30	8	8
22:45	15	15
23:00	7	7
=====	=====	=====
Hour Totals	39	39
23:15	4	4
23:30	3	3
23:45	3	3
24:00	3	3
=====	=====	=====
Hour Totals	13	13
=====	=====	=====
Grand Totals	1394	1394
Percentages	100.0	

\*\*\*\*\*

Greiner, Inc.  
Traffic Counts  
Volume by Lane Report

Page 5

```
*****
Data File       : D0114002.PRN
Station        : 0000000000009          Count ratio : 2.00
Identification : 0000000000009          Interval    : 15 minutes
Start date     : Jan 14, 91              Start time   : 00:00
Stop date      : Jan 14, 91              Stop time    : 24:00
City/Town      : TAMPA                   County       : HILLSBOROUGH
Location       : SPRUCE ST. East of DALE MABRY (WB)
*****
```

Lanes 1-1 are Westbound

Mon - Jan 14, 91

Lane	1	Total
00:15	2	2
00:30	3	3
00:45	6	6
01:00	3	3
====	====	====
Hour Totals	14	14
01:15	5	5
01:30	4	4
01:45	0	0
02:00	1	1
====	====	====
Hour Totals	10	10
02:15	0	0
02:30	3	3
02:45	2	2
03:00	2	2
====	====	====
Hour Totals	7	7
03:15	2	2
03:30	0	0
03:45	1	1
04:00	2	2
====	====	====
Hour Totals	5	5
04:15	1	1
04:30	1	1
04:45	0	0
05:00	1	1
====	====	====
Hour Totals	3	3
05:15	2	2
05:30	9	9
05:45	9	9
06:00	16	16
====	====	====
Hour Totals	36	36

\*\*\*\*\*

Greiner, Inc.  
Traffic Counts  
Volume by Lane Report

Page 6

\*\*\*\*\*  
Data File : D0114002.PRN  
Station : 000000000009  
Identification : 000000000009  
\*\*\*\*\*  
Lanes 1-1 are Westbound

Mon - Jan 14, 91

Lane	1	Total
06:15	11	11
06:30	17	17
06:45	21	21
07:00	31	31
===== Hour Totals	80	80
07:15	45	45
07:30	68	68
07:45	97	97
08:00	95	95
===== Hour Totals	305	305
08:15	73	73
08:30	62	62
08:45	39	39
09:00	34	34
===== Hour Totals	208	208
09:15	34	34
09:30	25	25
09:45	31	31
10:00	35	35
===== Hour Totals	125	125
10:15	48	48
10:30	32	32
10:45	42	42
11:00	47	47
===== Hour Totals	169	169
11:15	59	59
11:30	58	58
11:45	68	68
12:00	71	71
===== Hour Totals	256	256
12:15	80	80
12:30	84	84
12:45	93	93

\*\*\*\*\*

9-102

Greiner, Inc.  
Traffic Counts  
Volume by Lane Report

Page 7

\*\*\*\*\*  
Data File : D0114002.PRN  
Station : 0000000000009  
Identification : 0000000000009  
\*\*\*\*\*

Lanes 1-1 are Westbound

Mon - Jan 14, 91

Lane	1	Total
-----	-----	-----
13:00	91	91
=====	=====	=====
Hour Totals	348	348
13:15	67	67
13:30	68	68
13:45	63	63
14:00	76	76
=====	=====	=====
Hour Totals	274	274
14:15	61	61
14:30	68	68
14:45	65	65
15:00	39	39
=====	=====	=====
Hour Totals	233	233
15:15	73	73
15:30	61	61
15:45	69	69
16:00	60	60
=====	=====	=====
Hour Totals	263	263
16:15	79	79
16:30	64	64
16:45	67	67
17:00	72	72
=====	=====	=====
Hour Totals	282	282
17:15	91	91
17:30	70	70
17:45	53	53
18:00	59	59
=====	=====	=====
Hour Totals	273	273
18:15	46	46
18:30	43	43
18:45	25	25
19:00	23	23
=====	=====	=====
Hour Totals	137	137

\*\*\*\*\*

9-103

Greiner, Inc.  
Traffic Counts  
Volume by Lane Report

Page 6

\*\*\*\*\*  
Data File : D0114002.PRN  
Station : 000000000009  
Identification : 000000000009  
\*\*\*\*\*

Lanes 1-1 are Westbound

Mon - Jan 14, 91

Lane	1	Total
-----	-----	-----
19:15	28	28
19:30	21	21
19:45	33	33
20:00	16	16
=====	=====	=====
Hour Totals	98	98
20:15	18	18
20:30	18	18
20:45	22	22
21:00	14	14
=====	=====	=====
Hour Totals	72	72
21:15	14	14
21:30	13	13
21:45	14	14
22:00	24	24
=====	=====	=====
Hour Totals	65	65
22:15	10	10
22:30	9	9
22:45	12	12
23:00	12	12
=====	=====	=====
Hour Totals	43	43
23:15	9	9
23:30	13	13
23:45	8	8
24:00	3	3
=====	=====	=====
Hour Totals	33	33
=====	=====	=====
Grand Totals	3339	3339
Percentages	100.0	

\*\*\*\*\*

Greiner, Inc.  
Traffic Counts  
Volume by Lane Report

Page 5

\*\*\*\*\*

Data File : D0115002.PRN  
Station : 0000000000009 Count ratio : 2.00  
Identification : 0000000000009 Interval : 15 minutes  
Start date : Jan 15, 91 Start time : 00:00  
Stop date : Jan 15, 91 Stop time : 24:00  
City/Town : TAMPA County : HILLSBOROUGH  
Location : SPRUCE ST. East of DALE MABRY (WB)

\*\*\*\*\*

Lanes 1-1 are Westbound

Tue - Jan 15, 91

Lane	1	Total
00:15	2	2
00:30	5	5
00:45	2	2
01:00	9	9
===== Hour Totals	18	18
01:15	0	0
01:30	0	0
01:45	3	3
02:00	1	1
===== Hour Totals	4	4
02:15	2	2
02:30	1	1
02:45	0	0
03:00	4	4
===== Hour Totals	7	7
03:15	1	1
03:30	1	1
03:45	3	3
04:00	3	3
===== Hour Totals	8	8
04:15	0	0
04:30	2	2
04:45	0	0
05:00	2	2
===== Hour Totals	4	4
05:15	4	4
05:30	7	7
05:45	10	10
06:00	16	16
===== Hour Totals	37	37

\*\*\*\*\*



Greiner, Inc.  
Traffic Counts  
Volume by Lane Report

Page 6

\*\*\*\*\*  
Data File : D0115002.PRN  
Station : 000000000009  
Identification : 000000000009  
\*\*\*\*\*  
Lanes 1-1 are Westbound

Tue - Jan 15, 91

Lane	1	Total
06:15	18	18
06:30	15	15
06:45	15	15
07:00	29	29
===== Hour Totals	77	77
07:15	41	41
07:30	61	61
07:45	100	100
08:00	94	94
===== Hour Totals	296	296
08:15	71	71
08:30	65	65
08:45	58	58
09:00	40	40
===== Hour Totals	234	234
09:15	37	37
09:30	34	34
09:45	31	31
10:00	36	36
===== Hour Totals	138	138
10:15	33	33
10:30	40	40
10:45	33	33
11:00	38	38
===== Hour Totals	144	144
11:15	41	41
11:30	49	49
11:45	62	62
12:00	37	37
===== Hour Totals	189	189
12:15	35	35
12:30	47	47
12:45	54	54

\*\*\*\*\*

Greiner, Inc.  
Traffic Counts  
Volume by Lane Report

Page 7

\*\*\*\*\*  
Data File : D0115002.PRN  
Station : 000000000009  
Identification : 000000000009  
\*\*\*\*\*

Lanes 1-1 are Westbound  
-----

Tue - Jan 15, 91

Lane	1	Total
-----	-----	-----
13:00	37	37
=====	=====	=====
Hour Totals	173	173
13:15	20	20
13:30	51	51
13:45	47	47
14:00	49	49
=====	=====	=====
Hour Totals	167	167
14:15	44	44
14:30	58	58
14:45	53	53
15:00	56	56
=====	=====	=====
Hour Totals	211	211
15:15	49	49
15:30	62	62
15:45	63	63
16:00	74	74
=====	=====	=====
Hour Totals	248	248
16:15	81	81
16:30	72	72
16:45	58	58
17:00	52	52
=====	=====	=====
Hour Totals	263	263
17:15	63	63
17:30	61	61
17:45	74	74
18:00	50	50
=====	=====	=====
Hour Totals	248	248
18:15	48	48
18:30	33	33
18:45	26	26
19:00	22	22
=====	=====	=====
Hour Totals	129	129

\*\*\*\*\*

9-107

Greiner, Inc.  
Traffic Counts  
Volume by Lane Report

Page 6

\*\*\*\*\*  
Data File : D0115002.PRN  
Station : 000000000009  
Identification : 000000000009  
\*\*\*\*\*  
Lanes 1-1 are Westbound

Tue - Jan 15, 91

Lane	1	Total
19:15	26	26
19:30	28	28
19:45	18	18
20:00	14	14
=====	=====	=====
Hour Totals	86	86
20:15	20	20
20:30	18	18
20:45	16	16
21:00	13	13
=====	=====	=====
Hour Totals	67	67
21:15	18	18
21:30	15	15
21:45	13	13
22:00	13	13
=====	=====	=====
Hour Totals	59	59
22:15	8	8
22:30	9	9
22:45	9	9
23:00	6	6
=====	=====	=====
Hour Totals	32	32
23:15	6	6
23:30	6	6
23:45	8	8
24:00	4	4
=====	=====	=====
Hour Totals	24	24
=====	=====	=====
Grand Totals	2863	2863
Percentages	100.0	

\*\*\*\*\*

Greiner, Inc.  
Traffic Counts  
Volume by Lane Report

Page 5

\*\*\*\*\*  
Data File : D0116003.PRN  
Station : 000000000009 Count ratio : 2.00  
Identification : 000000000009 Interval : 15 minutes  
Start date : Jan 16, 91 Start time : 00:00  
Stop date : Jan 16, 91 Stop time : 24:00  
City/Town : TAMPA County : HILLSBOROUGH  
Location : SPRUCE ST. East of DALE MABRY (WB)  
\*\*\*\*\*  
Lanes 1-1 are Westbound

-----  
Wed - Jan 16, 91

Lane	1	Total
-----	-----	-----
00:15	8	8
00:30	7	7
00:45	4	4
01:00	5	5
=====	=====	=====
Hour Totals	24	24
01:15	3	3
01:30	2	2
01:45	4	4
02:00	3	3
=====	=====	=====
Hour Totals	12	12
02:15	6	6
02:30	2	2
02:45	3	3
03:00	4	4
=====	=====	=====
Hour Totals	15	15
03:15	1	1
03:30	5	5
03:45	3	3
04:00	2	2
=====	=====	=====
Hour Totals	11	11
04:15	3	3
04:30	7	7
04:45	9	9
05:00	8	8
=====	=====	=====
Hour Totals	27	27
05:15	6	6
05:30	12	12
05:45	14	14
06:00	19	19
=====	=====	=====
Hour Totals	51	51

\*\*\*\*\*

9-109

Greiner, Inc.  
Traffic Counts  
Volume by Lane Report

Page 6

\*\*\*\*\*  
Data File : D0116003.PRN  
Station : 000000000009  
Identification : 000000000009  
\*\*\*\*\*

Lanes 1-1 are Westbound

-----  
Wed - Jan 16, 91

Lane	1	Total
-----	-----	-----
06:15	17	17
06:30	18	18
06:45	22	22
07:00	33	33
=====	=====	=====
Hour Totals	90	90
07:15	61	61
07:30	82	82
07:45	113	113
08:00	96	96
=====	=====	=====
Hour Totals	352	352
08:15	79	79
08:30	66	66
08:45	54	54
09:00	43	43
=====	=====	=====
Hour Totals	242	242
09:15	46	46
09:30	58	58
09:45	44	44
10:00	46	46
=====	=====	=====
Hour Totals	194	194
10:15	43	43
10:30	40	40
10:45	45	45
11:00	64	64
=====	=====	=====
Hour Totals	192	192
11:15	73	73
11:30	70	70
11:45	86	86
12:00	83	83
=====	=====	=====
Hour Totals	312	312
12:15	92	92
12:30	75	75
12:45	98	98

\*\*\*\*\*

9-110

Greiner, Inc.  
Traffic Counts  
Volume by Lane Report

Page 7

\*\*\*\*\*  
Data File : D0116003.PRN  
Station : 000000000009  
Identification : 000000000009  
\*\*\*\*\*

Lanes 1-1 are Westbound  
-----

Wed - Jan 16, 91

Lane	1	Total
-----	-----	-----
13:00	109	109
=====	=====	=====
Hour Totals	374	374
13:15	103	103
13:30	99	99
13:45	84	84
14:00	56	56
=====	=====	=====
Hour Totals	342	342
14:15	69	69
14:30	68	68
14:45	54	54
15:00	60	60
=====	=====	=====
Hour Totals	251	251
15:15	67	67
15:30	61	61
15:45	55	55
16:00	70	70
=====	=====	=====
Hour Totals	253	253
16:15	56	56
16:30	58	58
16:45	75	75
17:00	67	67
=====	=====	=====
Hour Totals	256	256
17:15	53	53
17:30	71	71
17:45	65	65
18:00	49	49
=====	=====	=====
Hour Totals	238	238
18:15	53	53
18:30	41	41
18:45	35	35
19:00	36	36
=====	=====	=====
Hour Totals	165	165

\*\*\*\*\*

9-111

Greiner, Inc.  
Traffic Counts  
Volume by Lane Report

Page 8

\*\*\*\*\*  
Data File : D0116003.PRN  
Station : 000000000009  
Identification : 000000000009  
\*\*\*\*\*

Lanes 1-1 are Westbound

-----  
Wed - Jan 16, 91

Lane	1	Total
-----	-----	-----
19:15	25	25
19:30	33	33
19:45	27	27
20:00	12	12
=====	=====	=====
Hour Totals	97	97
20:15	30	30
20:30	25	25
20:45	17	17
21:00	19	19
=====	=====	=====
Hour Totals	91	91
21:15	17	17
21:30	13	13
21:45	29	29
22:00	13	13
=====	=====	=====
Hour Totals	72	72
22:15	16	16
22:30	15	15
22:45	5	5
23:00	10	10
=====	=====	=====
Hour Totals	46	46
23:15	14	14
23:30	10	10
23:45	17	17
24:00	6	6
=====	=====	=====
Hour Totals	47	47
=====	=====	=====
Grand Totals	3754	3754
Percentages	100.0	

\*\*\*\*\*





## Greiner Inc.

REFERENCE: C2380.05

FILENAME: DM-SP-A

INTERSECTION OF DALE MABRY AND SPRUCE ST.

NAME OF COUNTER: TAC/BB

WEATHER: GOOD

DATE: 1 / 15 / 91

PERIOD BEGIN	--NORTH BOUND--			--SOUTH BOUND--			--EAST BOUND--			--WEST BOUND--			VEHICLE TOTAL
	LT	THRU	RT	LT	THRU	RT	LT	THRU	RT	LT	THRU	RT	
06:30	2	220	5	4	322	23	4	9	3	3	12	0	607
06:45	3	273	7	6	418	16	6	7	6	6	21	2	771
HR TOTAL	5	493	12	10	740	39	10	16	9	9	33	2	1378
			( 510)			( 789)			( 35)				( 44)
07:00	6	262	6	9	436	39	10	13	26	9	24	8	848
07:15	10	376	15	6	473	24	8	15	18	15	46	0	1006
07:30	15	365	14	8	469	31	10	24	17	27	70	3	1053
07:45	9	473	9	5	516	55	17	32	9	23	67	4	1219
HR TOTAL	40	1476	44	28	1894	149	45	84	70	74	207	15	4126
			( 1560)			( 2071)			( 199)				( 296)
08:00	12	431	8	5	517	44	12	27	11	19	50	2	1138
08:15	14	386	11	7	522	30	16	26	13	16	48	1	1090
08:30	14	355	20	7	542	27	16	17	19	12	41	5	1075
08:45	7	369	9	5	422	22	25	27	20	9	24	7	946
HR TOTAL	47	1541	48	24	2003	123	69	97	63	56	163	15	4249
			( 1636)			( 2150)			( 229)				( 234)
09:00	12	375	15	4	415	18	19	22	21	10	21	6	938
09:15	6	338	9	5	404	15	14	18	19	9	20	5	862
HR TOTAL	18	713	24	9	819	33	33	40	40	19	41	11	1800
			( 755)			( 861)			( 113)				( 71)
DAY TOTAL	110	4223	128	71	5456	344	157	237	182	158	444	43	11553

FOR THE PERIOD 06:30 - 09:30 THE PEAK HOUR IS 07:45 - 08:45

DIRECTION	PEAK HR FACTOR	--- VOLUMES ---			--- PERCENTS ---			
		LEFT	THRU	RIGHT	LEFT	THRU	RIGHT	
NORTH	0.89	49	1645	48	( 1742)	3	94	3
SOUTH	0.99	24	2097	156	( 2277)	1	92	7
EAST	0.75	61	102	52	( 215)	28	47	24
WEST	0.77	70	206	12	( 288)	24	72	4
					( 4522)			

Greiner Inc.

REFERENCE: C2380.05

FILENAME: DM-SP-M

INTERSECTION OF DALE MABRY AND SPRUCE ST.

NAME OF COUNTER: TAC/BB

WEATHER: GOOD

DATE: 1 / 16 / 91

PERIOD BEGIN	--NORTH BOUND--			--SOUTH BOUND--			--EAST BOUND--			--WEST BOUND--			VEHICLE TOTAL
	LT	THRU	RT	LT	THRU	RT	LT	THRU	RT	LT	THRU	RT	
11:00	9	435	29	10	389	8	10	22	15	24	31	18	1000
11:15	12	381	21	10	374	17	8	22	13	25	28	17	928
11:30	9	471	50	10	413	15	10	30	20	37	39	10	1114
11:45	18	432	33	14	351	15	17	22	20	31	36	16	1005
HR TOTAL	48	1719	133	44	1527	55	45	96	68	117	134	61	4047
			( 1900)			( 1626)			( 209)				( 312)
12:00	15	533	50	24	474	23	25	40	19	29	38	25	1295
12:15	20	531	49	25	422	23	16	29	14	38	27	10	1204
12:30	18	488	54	15	419	14	23	52	9	34	38	26	1190
12:45	15	485	65	36	399	16	23	45	12	32	54	23	1205
HR TOTAL	68	2037	218	100	1714	76	87	166	54	133	157	84	4894
			( 2323)			( 1890)			( 307)				( 374)
DAY TOTAL	116	3756	351	144	3241	131	132	262	122	250	291	145	8941

FOR THE PERIOD 11:00 - 13:00 THE PEAK HOUR IS 12:00 - 13:00

DIRECTION	PEAK HR FACTOR	--- VOLUMES ---			--- PERCENTS ---			
		LEFT	THRU	RIGHT	LEFT	THRU	RIGHT	
NORTH	0.97	68	2037	218	( 2323)	3	88	9
SOUTH	0.91	100	1714	76	( 1890)	5	91	4
EAST	0.91	87	166	54	( 307)	28	54	18
WEST	0.86	133	157	84	( 374)	36	42	22
					( 4894)			

Greiner Inc.

REFERENCE: C2380.05  
INTERSECTION OF DALE MABRY AND SPRUCE ST.  
NAME OF COUNTER: TAC/BB  
WEATHER: GOOD

FILENAME: DM-SP-P

DATE: 1 / 16 / 91

PERIOD BEGIN	--NORTH BOUND--			--SOUTH BOUND--			--EAST BOUND--			--WEST BOUND--			VEHICLE TOTAL
	LT	THRU	RT	LT	THRU	RT	LT	THRU	RT	LT	THRU	RT	
15:30	13	432	16	15	449	22	30	51	10	8	37	10	1093
15:45	21	458	18	19	461	27	35	57	12	10	49	11	1178
HR TOTAL	34	890	34	34	910	49	65	108	22	18	86	21	2271
	( 958)			( 993)			( 195)			( 125)			
16:00	5	565	35	12	467	24	41	53	14	17	31	8	1272
16:15	10	532	21	11	387	23	55	69	12	18	29	11	1178
16:30	5	588	20	10	505	27	50	49	20	17	37	21	1349
16:45	10	555	25	25	440	24	50	49	14	21	39	7	1259
HR TOTAL	30	2240	101	58	1799	98	196	220	60	73	136	47	5058
	( 2371)			( 1955)			( 476)			( 256)			
17:00	7	605	42	16	495	17	65	89	17	12	27	14	1406
17:15	10	555	25	18	489	19	65	99	10	16	44	11	1361
17:30	8	481	21	17	447	18	61	74	11	14	38	13	1203
17:45	4	431	9	17	404	24	51	38	9	11	28	10	1036
HR TOTAL	29	2072	97	68	1835	78	242	300	47	53	137	48	5006
	( 2198)			( 1981)			( 589)			( 238)			
18:00	6	425	12	6	409	14	45	30	13	17	31	5	1013
18:15	7	398	9	10	365	18	34	28	7	17	20	4	917
HR TOTAL	13	823	21	16	774	32	79	58	20	34	51	9	1930
	( 857)			( 822)			( 157)			( 94)			
DAY TOTAL	106	6025	253	176	5318	257	582	686	149	178	410	125	14265

FOR THE PERIOD 15:30 - 18:30 THE PEAK HOUR IS 16:30 - 17:30

DIRECTION	PEAK HR FACTOR	--- VOLUMES ---			--- PERCENTS ---			
		LEFT	THRU	RIGHT	LEFT	THRU	RIGHT	
NORTH	0.94	32	2303	112	( 2447)	1	94	5
SOUTH	0.96	69	1929	87	( 2085)	3	93	4
EAST	0.83	230	286	61	( 577)	40	50	11
WEST	0.89	66	147	53	( 266)	25	55	20
( 5375)								

## Greiner Inc.

REFERENCE: C2380.05

FILENAME: DM-SP-N

INTERSECTION OF DALE MABRY AND SPRUCE ST.

NAME OF COUNTER: MS

WEATHER: GOOD

DATE: 1 / 16 / 91

PERIOD BEGIN	--NORTH BOUND--			--SOUTH BOUND--			--EAST BOUND--			--WEST BOUND--			VEHICLE TOTAL
	LT	THRU	RT	LT	THRU	RT	LT	THRU	RT	LT	THRU	RT	
19:00	7	390	8	11	328	18	9	3	8	10	10	5	807
19:15	3	340	3	8	367	11	18	7	18	12	13	8	808
19:30	8	297	8	10	312	12	11	10	1	8	11	8	696
19:45	2	308	5	8	320	12	13	8	4	13	5	4	702
HR TOTAL	20	1335	24	37	1327	53	51	28	31	43	39	25	3013
			( 1379)			( 1417)			( 110)				( 107)
20:00	7	273	6	9	279	11	17	4	6	6	15	9	642
20:15	6	271	4	8	303	9	4	12	5	3	18	4	647
20:30	7	270	9	6	220	16	14	0	8	5	7	5	567
20:45	6	221	2	6	256	12	12	0	7	4	12	3	541
HR TOTAL	26	1035	21	29	1058	48	47	16	26	18	52	21	2397
			( 1082)			( 1135)			( 89)				( 91)
21:00	3	219	8	7	223	13	12	0	13	8	7	2	515
21:15	3	215	5	2	226	7	12	2	11	3	5	5	496
21:30	2	172	4	4	213	7	4	1	9	4	19	6	445
21:45	4	223	7	2	212	5	4	0	7	2	8	3	477
HR TOTAL	12	829	24	15	874	32	32	3	40	17	39	16	1933
			( 865)			( 921)			( 75)				( 72)
DAY TOTAL	58	3199	69	81	3259	133	130	47	97	78	130	62	7343

FOR THE PERIOD 19:00 - 22:00 THE PEAK HOUR IS 19:00 - 20:00

DIRECTION	PEAK HR FACTOR	--- VOLUMES ---			--- PERCENTS ---		
		LEFT	THRU	RIGHT	LEFT	THRU	RIGHT
NORTH	0.85	20	1335	24 ( 1379)	1	97	2
SOUTH	0.92	37	1327	53 ( 1417)	3	94	4
EAST	0.64	51	28	31 ( 110)	46	25	28
WEST	0.81	43	39	25 ( 107)	40	36	23
				( 3013)			



Greiner, Inc.  
Traffic Counts  
Volume by Lane Report

Page

\*\*\*\*\*  
Data File : D0109003.PRN  
Station : 000000000011 Count ratio : 2.00  
Identification : 000000000011 Interval : 15 minutes  
Start date : Jan 9, 91 Start time : 00:00  
Stop date : Jan 9, 91 Stop time : 24:00  
City/Town : TAMPA County : HILLSBOROUGH  
Location : DALE MABRY South of CYPRESS (NB)  
\*\*\*\*\*

Lanes 1-1 are Northbound  
-----

Wed - Jan 9, 91

Lane	1	Total
00:15	106	106
00:30	102	102
00:45	60	60
01:00	75	75
=====	=====	=====
Hour Totals	343	343
01:15	66	66
01:30	46	46
01:45	36	36
02:00	36	36
=====	=====	=====
Hour Totals	184	184
02:15	34	34
02:30	28	28
02:45	23	23
03:00	37	37
=====	=====	=====
Hour Totals	122	122
03:15	45	45
03:30	28	28
03:45	32	32
04:00	25	25
=====	=====	=====
Hour Totals	130	130
04:15	21	21
04:30	24	24
04:45	37	37
05:00	36	36
=====	=====	=====
Hour Totals	118	118
05:15	34	34
05:30	60	60
05:45	52	52
06:00	83	83
=====	=====	=====
Hour Totals	229	229

\*\*\*\*\*

Greiner, Inc.  
Traffic Counts  
Volume by Lane Report

Page

\*\*\*\*\*  
Data File : D0109003.PRN  
Station : 000000000011  
Identification : 000000000011  
\*\*\*\*\*

Lanes 1-1 are Northbound

Wed - Jan 9, 91

Lane	1	Total
06:15	104	104
06:30	195	195
06:45	200	200
07:00	248	248
Hour Totals	747	747
07:15	262	262
07:30	309	309
07:45	404	404
08:00	389	389
Hour Totals	1364	1364
08:15	381	381
08:30	348	348
08:45	331	331
09:00	294	294
Hour Totals	1354	1354
09:15	269	269
09:30	261	261
09:45	326	326
10:00	310	310
Hour Totals	1166	1166
10:15	326	326
10:30	350	350
10:45	378	378
11:00	291	291
Hour Totals	1345	1345
11:15	362	362
11:30	362	362
11:45	427	427
12:00	371	371
Hour Totals	1522	1522
12:15	444	444
12:30	401	401
12:45	437	437

\*\*\*\*\*

Greiner, Inc.  
Traffic Counts  
Volume by Lane Report

Page

\*\*\*\*\*

Data File : D0109003.PRN

Station : 000000000011

Identification : 000000000011

\*\*\*\*\*

Lanes 1-1 are Northbound

-----  
Wed - Jan 9, 91

Lane	1	Total
-----	-----	-----
13:00	462	462
=====	=====	=====
Hour Totals	1744	1744
13:15	426	426
13:30	461	461
13:45	464	464
14:00	416	416
=====	=====	=====
Hour Totals	1767	1767
14:15	448	448
14:30	436	436
14:45	437	437
15:00	467	467
=====	=====	=====
Hour Totals	1788	1788
15:15	453	453
15:30	447	447
15:45	458	458
16:00	460	460
=====	=====	=====
Hour Totals	1818	1818
16:15	457	457
16:30	422	422
16:45	477	477
17:00	479	479
=====	=====	=====
Hour Totals	1835	1835
17:15	506	506
17:30	459	459
17:45	390	390
18:00	398	398
=====	=====	=====
Hour Totals	1753	1753
18:15	422	422
18:30	350	350
18:45	346	346
19:00	304	304
=====	=====	=====
Hour Totals	1422	1422

\*\*\*\*\*



Greiner, Inc.  
Traffic Counts  
Volume by Lane Report

Page

\*\*\*\*\*  
Data File : D0109003.PRN  
Station : 000000000011  
Identification : 000000000011  
\*\*\*\*\*

Lanes 1-1 are Northbound

-----  
Wed - Jan 9, 91

Lane	1	Total
-----	-----	-----
19:15	348	348
19:30	326	326
19:45	277	277
20:00	259	259
=====	=====	=====
Hour Totals	1210	1210
20:15	250	250
20:30	262	262
20:45	223	223
21:00	238	238
=====	=====	=====
Hour Totals	973	973
21:15	255	255
21:30	245	245
21:45	220	220
22:00	229	229
=====	=====	=====
Hour Totals	949	949
22:15	210	210
22:30	189	189
22:45	156	156
23:00	174	174
=====	=====	=====
Hour Totals	729	729
23:15	154	154
23:30	123	123
23:45	197	197
24:00	141	141
=====	=====	=====
Hour Totals	615	615
=====	=====	=====
Grand Totals	25227	25227
Percentages	100.0	

\*\*\*\*\*

Greiner, Inc.  
Traffic Counts  
Volume by Lane Report

Page 1

\*\*\*\*\*

Data File : D0110001.PRN  
Station : 000000000011 Count ratio : 2.00  
Identification : 000000000011 Interval : 15 minutes  
Start date : Jan 10, 91 Start time : 00:00  
Stop date : Jan 10, 91 Stop time : 24:00  
City/Town : TAMPA County : HILLSBOROUGH  
Location : DALE MABRY South of CYPRESS (NB)

\*\*\*\*\*

Lanes 1-1 are Northbound

-----  
Thu - Jan 10, 91

Lane	1	Total
00:15	112	112
00:30	104	104
00:45	83	83
01:00	72	72
=====	=====	=====
Hour Totals	371	371
01:15	63	63
01:30	81	81
01:45	56	56
02:00	49	49
=====	=====	=====
Hour Totals	249	249
02:15	42	42
02:30	56	56
02:45	31	31
03:00	40	40
=====	=====	=====
Hour Totals	169	169
03:15	42	42
03:30	29	29
03:45	28	28
04:00	40	40
=====	=====	=====
Hour Totals	139	139
04:15	34	34
04:30	34	34
04:45	39	39
05:00	48	48
=====	=====	=====
Hour Totals	155	155
05:15	46	46
05:30	46	46
05:45	73	73
06:00	97	97
=====	=====	=====
Hour Totals	262	262

\*\*\*\*\*

Greiner, Inc.  
Traffic Counts  
Volume by Lane Report

Page 2

\*\*\*\*\*  
Data File : D0110001.PRN  
Station : 0000000000011  
Identification : 0000000000011  
\*\*\*\*\*

Lanes 1-1 are Northbound

-----  
Thu - Jan 10, 91

Lane	1	Total
-----	-----	-----
06:15	98	98
06:30	166	166
06:45	195	195
07:00	215	215
=====	=====	=====
Hour Totals	674	674
07:15	273	273
07:30	327	327
07:45	403	403
08:00	391	391
=====	=====	=====
Hour Totals	1394	1394
08:15	363	363
08:30	316	316
08:45	285	285
09:00	272	272
=====	=====	=====
Hour Totals	1236	1236
09:15	335	335
09:30	352	352
09:45	325	325
10:00	325	325
=====	=====	=====
Hour Totals	1337	1337
10:15	335	335
10:30	372	372
10:45	391	391
11:00	332	332
=====	=====	=====
Hour Totals	1430	1430
11:15	390	390
11:30	420	420
11:45	437	437
12:00	400	400
=====	=====	=====
Hour Totals	1647	1647
12:15	504	504
12:30	520	520
12:45	463	463

\*\*\*\*\*

Greiner, Inc.  
Traffic Counts  
Volume by Lane Report

Page 1

\*\*\*\*\*  
Data File : D0110001.PRN  
Station : 000000000011  
Identification : 000000000011  
\*\*\*\*\*

Lanes 1-1 are Northbound

-----  
Thu - Jan 10, 91

Lane	1	Total
-----	-----	-----
13:00	473	473
=====	=====	=====
Hour Totals	1960	1960
13:15	476	476
13:30	459	459
13:45	456	456
14:00	480	480
=====	=====	=====
Hour Totals	1871	1871
14:15	448	448
14:30	468	468
14:45	459	459
15:00	452	452
=====	=====	=====
Hour Totals	1827	1827
15:15	529	529
15:30	419	419
15:45	458	458
16:00	460	460
=====	=====	=====
Hour Totals	1866	1866
16:15	457	457
16:30	422	422
16:45	477	477
17:00	479	479
=====	=====	=====
Hour Totals	1835	1835
17:15	506	506
17:30	459	459
17:45	390	390
18:00	398	398
=====	=====	=====
Hour Totals	1753	1753
18:15	422	422
18:30	350	350
18:45	388	388
19:00	359	359
=====	=====	=====
Hour Totals	1519	1519

\*\*\*\*\*

Greiner, Inc.  
Traffic Counts  
Volume by Lane Report

Page 4

\*\*\*\*\*  
Data File : D0110001.PRN  
Station : 000000000011  
Identification : 000000000011  
\*\*\*\*\*

Lanes 1-1 are Northbound

Thu - Jan 10, 91

Lane	1	Total
19:15	350	350
19:30	328	328
19:45	321	321
20:00	255	255
=====	=====	=====
Hour Totals	1254	1254
20:15	296	296
20:30	227	227
20:45	231	231
21:00	245	245
=====	=====	=====
Hour Totals	999	999
21:15	254	254
21:30	256	256
21:45	252	252
22:00	229	229
=====	=====	=====
Hour Totals	991	991
22:15	238	238
22:30	204	204
22:45	193	193
23:00	174	174
=====	=====	=====
Hour Totals	809	809
23:15	151	151
23:30	159	159
23:45	148	148
24:00	202	202
=====	=====	=====
Hour Totals	660	660
=====	=====	=====
Grand Totals	26407	26407
Percentages	100.0	

\*\*\*\*\*

Greiner, Inc.  
Traffic Counts  
Volume by Lane Report

Page 5

\*\*\*\*\*

Data File : D0111003.PRN  
Station : 000000000011 Count ratio : 2.00  
Identification : 000000000011 Interval : 15 minutes  
Start date : Jan 11, 91 Start time : 00:00  
Stop date : Jan 11, 91 Stop time : 24:00  
City/Town : TAMPA County : HILLSBOROUGH  
Location : DALE MABRY South of CYPRESS (NB)

\*\*\*\*\*

Lanes 1-1 are Northbound

-----  
Fri - Jan 11, 91

Lane	1	Total
-----	-----	-----
00:15	124	124
00:30	88	88
00:45	80	80
01:00	78	78
=====	=====	=====
Hour Totals	370	370
01:15	85	85
01:30	77	77
01:45	53	53
02:00	50	50
=====	=====	=====
Hour Totals	265	265
02:15	49	49
02:30	51	51
02:45	48	48
03:00	51	51
=====	=====	=====
Hour Totals	199	199
03:15	51	51
03:30	38	38
03:45	35	35
04:00	18	18
=====	=====	=====
Hour Totals	142	142
04:15	35	35
04:30	45	45
04:45	42	42
05:00	50	50
=====	=====	=====
Hour Totals	172	172
05:15	57	57
05:30	47	47
05:45	74	74
06:00	107	107
=====	=====	=====
Hour Totals	285	285

\*\*\*\*\*

10-9

Greiner, Inc.  
Traffic Counts  
Volume by Lane Report

Page 10

\*\*\*\*\*1 --  
Data File : D0111003.PRN  
Station : 000000000011  
Identification : 000000000011  
\*\*\*\*\*1 --  
Lanes 1-1 are Northbound

Fri - Jan 11, 91

Lane	1	Total
06:15	102	102
06:30	186	186
06:45	203	203
07:00	188	188
===== Hour Totals	679	679
07:15	278	278
07:30	303	303
07:45	393	393
08:00	387	387
===== Hour Totals	1361	1361
08:15	419	419
08:30	349	349
08:45	347	347
09:00	340	340
===== Hour Totals	1455	1455
09:15	297	297
09:30	334	334
09:45	358	358
10:00	379	379
===== Hour Totals	1368	1368
10:15	396	396
10:30	366	366
10:45	375	375
11:00	400	400
===== Hour Totals	1537	1537
11:15	432	432
11:30	487	487
11:45	485	485
12:00	505	505
===== Hour Totals	1909	1909
12:15	482	482
12:30	499	499
12:45	527	527

\*\*\*\*\*1

10-10

Greiner, Inc.  
Traffic Counts  
Volume by Lane Report

Page 11

\*\*\*\*\*  
Data File : D0111003.PRN  
Station : 000000000011  
Identification : 000000000011  
\*\*\*\*\*

Lanes 1-1 are Northbound

Fri - Jan 11, 91

Lane	1	Total
13:00	500	500
=====	=====	=====
Hour Totals	2008	2008
13:15	515	515
13:30	479	479
13:45	496	496
14:00	489	489
=====	=====	=====
Hour Totals	1979	1979
14:15	480	480
14:30	538	538
14:45	482	482
15:00	446	446
=====	=====	=====
Hour Totals	1946	1946
15:15	493	493
15:30	439	439
15:45	517	517
16:00	593	593
=====	=====	=====
Hour Totals	2042	2042
16:15	569	569
16:30	530	530
16:45	566	566
17:00	482	482
=====	=====	=====
Hour Totals	2147	2147
17:15	600	600
17:30	473	473
17:45	584	584
18:00	500	500
=====	=====	=====
Hour Totals	2157	2157
18:15	434	434
18:30	449	449
18:45	407	407
19:00	444	444
=====	=====	=====
Hour Totals	1734	1734

\*\*\*\*\*

10-11



Greiner, Inc.  
Traffic Counts  
Volume by Lane Report

Page 12

\*\*\*\*\*

Data File : D0111003.PRN  
Station : 000000000011  
Identification : 000000000011

\*\*\*\*\*

Lanes 1-1 are Northbound

Fri - Jan 11, 91

Lane	1	Total
19:15	405	405
19:30	396	396
19:45	343	343
20:00	352	352
=====	=====	=====
Hour Totals	1496	1496
20:15	361	361
20:30	342	342
20:45	326	326
21:00	307	307
=====	=====	=====
Hour Totals	1336	1336
21:15	284	284
21:30	311	311
21:45	374	374
22:00	338	338
=====	=====	=====
Hour Totals	1307	1307
22:15	312	312
22:30	293	293
22:45	254	254
23:00	247	247
=====	=====	=====
Hour Totals	1106	1106
23:15	233	233
23:30	249	249
23:45	250	250
24:00	309	309
=====	=====	=====
Hour Totals	1041	1041
=====	=====	=====
Grand Totals	30041	30041
Percentages	100.0	

\*\*\*\*\*

Greiner, Inc.  
Traffic Counts  
Volume by Lane Report

Page 5

\*\*\*\*\*

Data File : D0112003.PRN  
Station : 0000000000011 Count ratio : 2.00  
Identification : 0000000000011 Interval : 15 minutes  
Start date : Jan 12, 91 Start time : 00:00  
Stop date : Jan 12, 91 Stop time : 24:00  
City/Town : TAMPA County : HILLSBOROUGH  
Location : DALE MABRY South of CYPRESS (NB)

\*\*\*\*\*

Lanes 1-1 are Northbound

Sat - Jan 12, 91

Lane	1	Total
00:15	255	255
00:30	252	252
00:45	192	192
01:00	110	110
===== Hour Totals	809	809
01:15	112	112
01:30	122	122
01:45	125	125
02:00	73	73
===== Hour Totals	432	432
02:15	111	111
02:30	97	97
02:45	71	71
03:00	91	91
===== Hour Totals	370	370
03:15	84	84
03:30	59	59
03:45	66	66
04:00	45	45
===== Hour Totals	254	254
04:15	54	54
04:30	55	55
04:45	52	52
05:00	28	28
===== Hour Totals	189	189
05:15	49	49
05:30	47	47
05:45	38	38
06:00	61	61
===== Hour Totals	195	195

\*\*\*\*\*

10-13

Greiner, Inc.  
Traffic Counts  
Volume by Lane Report

Page 10

\*\*\*\*\*  
Data File : D0112003.PRN  
Station : 000000000011  
Identification : 000000000011  
\*\*\*\*\*

Lanes 1-1 are Northbound

Sat - Jan 12, 91

Lane	1	Total
06:15	68	68
06:30	91	91
06:45	74	74
07:00	96	96
===== Hour Totals	329	329
07:15	117	117
07:30	132	132
07:45	166	166
08:00	163	163
===== Hour Totals	578	578
08:15	178	178
08:30	207	207
08:45	232	232
09:00	239	239
===== Hour Totals	856	856
09:15	270	270
09:30	346	346
09:45	280	280
10:00	271	271
===== Hour Totals	1167	1167
10:15	309	309
10:30	344	344
10:45	373	373
11:00	415	415
===== Hour Totals	1441	1441
11:15	386	386
11:30	453	453
11:45	372	372
12:00	452	452
===== Hour Totals	1663	1663
12:15	431	431
12:30	444	444
12:45	490	490

\*\*\*\*\*

10-14

Greiner, Inc.  
Traffic Counts  
Volume by Lane Report

Page 11

\*\*\*\*\*  
Data File : D0112003.PRN  
Station : 000000000011  
Identification : 000000000011  
\*\*\*\*\*

Lanes 1-1 are Northbound

Sat - Jan 12, 91

Lane	1	Total
-----	-----	-----
13:00	453	453
=====	=====	=====
Hour Totals	1818	1818
13:15	441	441
13:30	459	459
13:45	449	449
14:00	500	500
=====	=====	=====
Hour Totals	1849	1849
14:15	434	434
14:30	488	488
14:45	450	450
15:00	417	417
=====	=====	=====
Hour Totals	1789	1789
15:15	468	468
15:30	384	384
15:45	410	410
16:00	426	426
=====	=====	=====
Hour Totals	1688	1688
16:15	425	425
16:30	444	444
16:45	420	420
17:00	436	436
=====	=====	=====
Hour Totals	1725	1725
17:15	372	372
17:30	334	334
17:45	318	318
18:00	342	342
=====	=====	=====
Hour Totals	1366	1366
18:15	344	344
18:30	313	313
18:45	331	331
19:00	308	308
=====	=====	=====
Hour Totals	1296	1296

\*\*\*\*\*

10-15

Greiner, Inc.  
Traffic Counts  
Volume by Lane Report

Page 10

```
*****
Data File       : D0112003.PRN
Station        : 000000000011
Identification  : 000000000011
*****
Lanes 1-1 are Northbound
-----
Sat - Jan 12, 91
Lane           1           Total
-----
19:15          291          291
19:30          284          284
19:45          271          271
20:00          247          247
=====
Hour Totals    1093        1093

20:15          268          268
20:30          267          267
20:45          223          223
21:00          251          251
=====
Hour Totals    1009        1009

21:15          245          245
21:30          235          235
21:45          290          290
22:00          220          220
=====
Hour Totals    990         990

22:15          256          256
22:30          235          235
22:45          243          243
23:00          202          202
=====
Hour Totals    936         936

23:15          207          207
23:30          223          223
23:45          280          280
24:00          232          232
=====
Hour Totals    942         942

=====
Grand Totals   24784       24784
Percentages    100.0
*****
```

Greiner, Inc.  
Traffic Counts  
Volume by Lane Report

Page 5

\*\*\*\*\*  
Data File : D0113003.PRN  
Station : 000000000011 Count ratio : 2.00  
Identification : 000000000011 Interval : 15 minutes  
Start date : Jan 13, 91 Start time : 00:00  
Stop date : Jan 13, 91 Stop time : 24:00  
City/Town : TAMPA County : HILLSBOROUGH  
Location : DALE MABRY South of CYPRESS (NB)  
\*\*\*\*\*

Lanes 1-1 are Northbound  
-----

Sun - Jan 13, 91

Lane	1	Total
00:15	264	264
00:30	317	317
00:45	207	207
01:00	145	145
=====	=====	=====
Hour Totals	933	933
01:15	128	128
01:30	109	109
01:45	112	112
02:00	105	105
=====	=====	=====
Hour Totals	454	454
02:15	130	130
02:30	120	120
02:45	118	118
03:00	116	116
=====	=====	=====
Hour Totals	484	484
03:15	87	87
03:30	94	94
03:45	65	65
04:00	48	48
=====	=====	=====
Hour Totals	294	294
04:15	53	53
04:30	47	47
04:45	32	32
05:00	34	34
=====	=====	=====
Hour Totals	166	166
05:15	30	30
05:30	37	37
05:45	30	30
06:00	29	29
=====	=====	=====
Hour Totals	126	126

\*\*\*\*\*

10-17

Greiner, Inc.  
Traffic Counts  
Volume by Lane Report

Page 10

\*\*\*\*\*  
Data File : D0113003.PRN  
Station : 000000000011  
Identification : 000000000011  
\*\*\*\*\*

Lanes 1-1 are Northbound  
-----

Sun - Jan 13, 91

Lane	1	Total
06:15	38	38
06:30	50	50
06:45	41	41
07:00	60	60
=====	=====	=====
Hour Totals	189	189
07:15	55	55
07:30	59	59
07:45	91	91
08:00	68	68
=====	=====	=====
Hour Totals	273	273
08:15	80	80
08:30	102	102
08:45	121	121
09:00	120	120
=====	=====	=====
Hour Totals	423	423
09:15	136	136
09:30	143	143
09:45	155	155
10:00	173	173
=====	=====	=====
Hour Totals	607	607
10:15	170	170
10:30	176	176
10:45	219	219
11:00	225	225
=====	=====	=====
Hour Totals	790	790
11:15	237	237
11:30	229	229
11:45	291	291
12:00	297	297
=====	=====	=====
Hour Totals	1054	1054
12:15	311	311
12:30	334	334
12:45	331	331

\*\*\*\*\*

Greiner, Inc.  
Traffic Counts  
Volume by Lane Report

Page 10

\*\*\*\*\*  
Data File : D0113003.PRN  
Station : 000000000011  
Identification : 000000000011  
\*\*\*\*\*

Lanes 1-1 are Northbound  
-----

Sun - Jan 13, 91

Lane	1	Total
-----	-----	-----
13:00	341	341
=====	=====	=====
Hour Totals	1317	1317
13:15	370	370
13:30	356	356
13:45	369	369
14:00	327	327
=====	=====	=====
Hour Totals	1422	1422
14:15	369	369
14:30	347	347
14:45	352	352
15:00	311	311
=====	=====	=====
Hour Totals	1379	1379
15:15	334	334
15:30	341	341
15:45	333	333
16:00	277	277
=====	=====	=====
Hour Totals	1285	1285
16:15	318	318
16:30	295	295
16:45	331	331
17:00	263	263
=====	=====	=====
Hour Totals	1207	1207
17:15	242	242
17:30	275	275
17:45	257	257
18:00	251	251
=====	=====	=====
Hour Totals	1025	1025
18:15	224	224
18:30	238	238
18:45	250	250
19:00	212	212
=====	=====	=====
Hour Totals	924	924

\*\*\*\*\*

10-19



Greiner, Inc.  
Traffic Counts  
Volume by Lane Report

Page 1

```
*****
Data File       : D0113003.PRN
Station        : 000000000011
Identification  : 000000000011
*****
Lanes 1-1 are Northbound
-----
Sun - Jan 13, 91
Lane           1           Total
-----
19:15         231         231
19:30         199         199
19:45         186         186
20:00         175         175
=====
Hour Totals   791         791

20:15         207         207
20:30         181         181
20:45         131         131
21:00         173         173
=====
Hour Totals   692         692

21:15         167         167
21:30         181         181
21:45         172         172
22:00         139         139
=====
Hour Totals   659         659

22:15         116         116
22:30         133         133
22:45         114         114
23:00          95          95
=====
Hour Totals   458         458

23:15         100         100
23:30          96          96
23:45          86          86
24:00          99          99
=====
Hour Totals   381         381

=====
Grand Totals  17333        17333
Percentages   100.0
*****
```

Greiner, Inc.  
Traffic Counts  
Volume by Lane Report

Page 20

\*\*\*\*\*

Data File : D0114006.PRN  
Station : 000000000011 Count ratio : 2.00  
Identification : 000000000011 Interval : 15 minutes  
Start date : Jan 14, 91 Start time : 00:00  
Stop date : Jan 14, 91 Stop time : 24:00  
City/Town : TAMPA County : HILLSBOROUGH  
Location : DALE MABRY South of CYPRESS (NB)

\*\*\*\*\*

Lanes 1-1 are Northbound

Mon - Jan 14, 91

Lane	1	Total
00:15	92	92
00:30	70	70
00:45	50	50
01:00	59	59
===== Hour Totals	271	271
01:15	46	46
01:30	41	41
01:45	34	34
02:00	35	35
===== Hour Totals	156	156
02:15	23	23
02:30	27	27
02:45	35	35
03:00	31	31
===== Hour Totals	116	116
03:15	38	38
03:30	19	19
03:45	23	23
04:00	21	21
===== Hour Totals	101	101
04:15	37	37
04:30	29	29
04:45	44	44
05:00	42	42
===== Hour Totals	152	152
05:15	51	51
05:30	51	51
05:45	87	87
06:00	113	113
===== Hour Totals	302	302

\*\*\*\*\*

10-21

Greiner, Inc.  
Traffic Counts  
Volume by Lane Report

Page 28

\*\*\*\*\*  
Data File : D0114006.PRN  
Station : 000000000011  
Identification : 000000000011  
\*\*\*\*\*  
Lanes 1-1 are Northbound

Mon - Jan 14, 91

Lane	1	Total
06:15	98	98
06:30	130	130
06:45	193	193
07:00	224	224
===== Hour Totals	645	645
07:15	246	246
07:30	311	311
07:45	371	371
08:00	322	322
===== Hour Totals	1250	1250
08:15	353	353
08:30	327	327
08:45	321	321
09:00	287	287
===== Hour Totals	1288	1288
09:15	253	253
09:30	276	276
09:45	307	307
10:00	313	313
===== Hour Totals	1149	1149
10:15	335	335
10:30	357	357
10:45	359	359
11:00	381	381
===== Hour Totals	1432	1432
11:15	360	360
11:30	356	356
11:45	401	401
12:00	416	416
===== Hour Totals	1533	1533
12:15	419	419
12:30	521	521
12:45	485	485

\*\*\*\*\*

Greiner, Inc.  
Traffic Counts  
Volume by Lane Report

Page 22

\*\*\*\*\*

Data File : D0114006.PRN

Station : 000000000011

Identification : 000000000011

\*\*\*\*\*

Lanes 1-1 are Northbound

Mon - Jan 14, 91

Lane	1	Total
13:00	479	479
=====	=====	=====
Hour Totals	1904	1904
13:15	420	420
13:30	487	487
13:45	474	474
14:00	500	500
=====	=====	=====
Hour Totals	1881	1881
14:15	469	469
14:30	440	440
14:45	480	480
15:00	442	442
=====	=====	=====
Hour Totals	1831	1831
15:15	496	496
15:30	456	456
15:45	535	535
16:00	484	484
=====	=====	=====
Hour Totals	1971	1971
16:15	478	478
16:30	492	492
16:45	524	524
17:00	454	454
=====	=====	=====
Hour Totals	1948	1948
17:15	518	518
17:30	435	435
17:45	400	400
18:00	394	394
=====	=====	=====
Hour Totals	1747	1747
18:15	363	363
18:30	412	412
18:45	334	334
19:00	325	325
=====	=====	=====
Hour Totals	1434	1434

\*\*\*\*\*

10-23

Greiner, Inc.  
Traffic Counts  
Volume by Lane Report

Page 24

```
*****
Data File       : D0114006.PRN
Station        : 000000000011
Identification  : 000000000011
*****
Lanes 1-1 are Northbound
-----
Mon - Jan 14, 91
Lane           1           Total
-----
19:15         325         325
19:30         275         275
19:45         282         282
20:00         315         315
=====
Hour Totals   1197        1197

20:15         270         270
20:30         238         238
20:45         215         215
21:00         221         221
=====
Hour Totals   944         944

21:15         275         275
21:30         292         292
21:45         208         208
22:00         172         172
=====
Hour Totals   947         947

22:15         215         215
22:30         156         156
22:45         143         143
23:00         125         125
=====
Hour Totals   639         639

23:15         106         106
23:30         179         179
23:45         133         133
24:00         118         118
=====
Hour Totals   536         536

=====
Grand Totals  25374       25374
Percentages   100.0
*****
```

10-24

Greiner, Inc.  
Traffic Counts  
Volume by Lane Report

Page 1

\*\*\*\*\*  
Data File : D0115003.PRN  
Station : 000000000011 Count ratio : 2.00  
Identification : 000000000011 Interval : 15 minutes  
Start date : Jan 15, 91 Start time : 00:00  
Stop date : Jan 15, 91 Stop time : 24:00  
City/Town : TAMPA County : HILLSBOROUGH  
Location : DALE MABRY South of CYPRESS (NB)  
\*\*\*\*\*

Lanes 1-1 are Northbound  
-----

Tue - Jan 15, 91

Lane	1	Total
00:15	106	106
00:30	85	85
00:45	75	75
01:00	44	44
===== Hour Totals	310	310
01:15	56	56
01:30	49	49
01:45	56	56
02:00	37	37
===== Hour Totals	198	198
02:15	39	39
02:30	33	33
02:45	38	38
03:00	44	44
===== Hour Totals	154	154
03:15	42	42
03:30	33	33
03:45	24	24
04:00	28	28
===== Hour Totals	127	127
04:15	28	28
04:30	27	27
04:45	51	51
05:00	44	44
===== Hour Totals	150	150
05:15	43	43
05:30	43	43
05:45	79	79
06:00	90	90
===== Hour Totals	255	255

\*\*\*\*\*

10-21

Greiner, Inc.  
Traffic Counts  
Volume by Lane Report

Page 1

\*\*\*\*\*

Data File : D0115003.PRN  
Station : 000000000011  
Identification : 000000000011

\*\*\*\*\*

Lanes 1-1 are Northbound

Tue - Jan 15, 91

Lane	1	Total
06:15	110	110
06:30	147	147
06:45	199	199
07:00	223	223
===== Hour Totals	679	679
07:15	281	281
07:30	323	323
07:45	412	412
08:00	378	378
===== Hour Totals	1394	1394
08:15	390	390
08:30	339	339
08:45	300	300
09:00	288	288
===== Hour Totals	1317	1317
09:15	296	296
09:30	316	316
09:45	303	303
10:00	295	295
===== Hour Totals	1210	1210
10:15	360	360
10:30	329	329
10:45	396	396
11:00	365	365
===== Hour Totals	1450	1450
11:15	329	329
11:30	333	333
11:45	314	314
12:00	325	325
===== Hour Totals	1301	1301
12:15	370	370
12:30	362	362
12:45	383	383

\*\*\*\*\*

10-26

Greiner, Inc.  
Traffic Counts  
Volume by Lane Report

Page 1

\*\*\*\*\*  
Data File : D0115003.PRN  
Station : 000000000011  
Identification : 000000000011  
\*\*\*\*\*  
Lanes 1-1 are Northbound

Tue - Jan 15, 91

Lane	1	Total
-----	-----	-----
13:00	375	375
=====	=====	=====
Hour Totals	1490	1490
13:15	405	405
13:30	380	380
13:45	410	410
14:00	400	400
=====	=====	=====
Hour Totals	1595	1595
14:15	383	383
14:30	371	371
14:45	418	418
15:00	380	380
=====	=====	=====
Hour Totals	1552	1552
15:15	389	389
15:30	384	384
15:45	406	406
16:00	421	421
=====	=====	=====
Hour Totals	1600	1600
16:15	436	436
16:30	445	445
16:45	430	430
17:00	381	381
=====	=====	=====
Hour Totals	1692	1692
17:15	475	475
17:30	413	413
17:45	398	398
18:00	383	383
=====	=====	=====
Hour Totals	1669	1669
18:15	334	334
18:30	350	350
18:45	301	301
19:00	290	290
=====	=====	=====
Hour Totals	1275	1275

\*\*\*\*\*

10-2



Greiner, Inc.  
Traffic Counts  
Volume by Lane Report

Page 11

\*\*\*\*\*  
Data File : D0115003.PRN  
Station : 000000000011  
Identification : 000000000011  
\*\*\*\*\*

Lanes 1-1 are Northbound

Tue - Jan 15, 91

Lane	1	Total
19:15	311	311
19:30	290	290
19:45	240	240
20:00	237	237
=====	=====	=====
Hour Totals	1078	1078
20:15	248	248
20:30	200	200
20:45	246	246
21:00	252	252
=====	=====	=====
Hour Totals	946	946
21:15	284	284
21:30	236	236
21:45	215	215
22:00	173	173
=====	=====	=====
Hour Totals	908	908
22:15	191	191
22:30	171	171
22:45	178	178
23:00	105	105
=====	=====	=====
Hour Totals	645	645
23:15	135	135
23:30	111	111
23:45	108	108
24:00	82	82
=====	=====	=====
Hour Totals	436	436
=====	=====	=====
Grand Totals	23431	23431
Percentages	100.0	

\*\*\*\*\*

10-28

Greiner, Inc.  
Traffic Counts

Volume by Lane Report

Page

\*\*\*\*\*  
Data File : D0109001.PRN  
Station : 000000000004 Count ratio : 2.00  
Identification : 000000000004 Interval : 15 minutes  
Start date : Jan 9, 91 Start time : 00:00  
Stop date : Jan 9, 91 Stop time : 24:00  
City/Town : TAMPA County : HILLSBOROUGH  
Location : DALE MABRY North of CYPRESS (SB)  
\*\*\*\*\*

Lanes 1-1 are Southbound  
-----

Wed - Jan 9, 91

Lane	1	Total
00:15	68	68
00:30	59	59
00:45	53	53
01:00	58	58
=====	=====	=====
Hour Totals	238	238
01:15	36	36
01:30	47	47
01:45	34	34
02:00	49	49
=====	=====	=====
Hour Totals	166	166
02:15	32	32
02:30	27	27
02:45	24	24
03:00	33	33
=====	=====	=====
Hour Totals	116	116
03:15	36	36
03:30	33	33
03:45	29	29
04:00	28	28
=====	=====	=====
Hour Totals	126	126
04:15	35	35
04:30	27	27
04:45	46	46
05:00	57	57
=====	=====	=====
Hour Totals	165	165
05:15	49	49
05:30	56	56
05:45	101	101
06:00	127	127
=====	=====	=====
Hour Totals	333	333

\*\*\*\*\*

10-29

Greiner, Inc.  
Traffic Counts  
Volume by Lane Report

Page

\*\*\*\*\*  
Data File : D0109001.PRN  
Station : 0000000000004  
Identification : 0000000000004  
\*\*\*\*\*  
Lanes 1-1 are Southbound

Wed - Jan 9, 91

Lane	1	Total
06:15	142	142
06:30	173	173
06:45	219	219
07:00	319	319
=====	=====	=====
Hour Totals	853	853
07:15	313	313
07:30	423	423
07:45	384	384
08:00	386	386
=====	=====	=====
Hour Totals	1506	1506
08:15	415	415
08:30	426	426
08:45	406	406
09:00	433	433
=====	=====	=====
Hour Totals	1680	1680
09:15	380	380
09:30	320	320
09:45	359	359
10:00	386	386
=====	=====	=====
Hour Totals	1445	1445
10:15	366	366
10:30	365	365
10:45	369	369
11:00	428	428
=====	=====	=====
Hour Totals	1528	1528
11:15	437	437
11:30	403	403
11:45	478	478
12:00	468	468
=====	=====	=====
Hour Totals	1786	1786
12:15	468	468
12:30	454	454
12:45	413	413

\*\*\*\*\*

10-30

Greiner, Inc.  
Traffic Counts  
Volume by Lane Report

Page

\*\*\*\*\*  
Data File : D0109001.PRN  
Station : 000000000004  
Identification : 000000000004  
\*\*\*\*\*

Lanes 1-1 are Southbound

-----  
Wed - Jan 9, 91

Lane	1	Total
-----	-----	-----
13:00	462	462
=====	=====	=====
Hour Totals	1797	1797
13:15	443	443
13:30	430	430
13:45	388	388
14:00	446	446
=====	=====	=====
Hour Totals	1707	1707
14:15	376	376
14:30	367	367
14:45	352	352
15:00	404	404
=====	=====	=====
Hour Totals	1499	1499
15:15	369	369
15:30	374	374
15:45	409	409
16:00	411	411
=====	=====	=====
Hour Totals	1563	1563
16:15	375	375
16:30	365	365
16:45	376	376
17:00	360	360
=====	=====	=====
Hour Totals	1476	1476
17:15	430	430
17:30	409	409
17:45	333	333
18:00	373	373
=====	=====	=====
Hour Totals	1545	1545
18:15	303	303
18:30	292	292
18:45	325	325
19:00	365	365
=====	=====	=====
Hour Totals	1285	1285

\*\*\*\*\*

10-31

Greiner, Inc.  
Traffic Counts  
Volume by Lane Report

Page

\*\*\*\*\*  
Data File : D0109001.PRN  
Station : 000000000004  
Identification : 000000000004  
\*\*\*\*\*  
Lanes 1-1 are Southbound

Wed - Jan 9, 91

Lane	1	Total
-----	-----	-----
19:15	316	316
19:30	300	300
19:45	286	286
20:00	264	264
=====	=====	=====
Hour Totals	1166	1166
20:15	294	294
20:30	250	250
20:45	230	230
21:00	257	257
=====	=====	=====
Hour Totals	1031	1031
21:15	209	209
21:30	241	241
21:45	203	203
22:00	207	207
=====	=====	=====
Hour Totals	860	860
22:15	163	163
22:30	188	188
22:45	172	172
23:00	158	158
=====	=====	=====
Hour Totals	681	681
23:15	135	135
23:30	114	114
23:45	98	98
24:00	101	101
=====	=====	=====
Hour Totals	448	448
=====	=====	=====
Grand Totals	25000	25000
Percentages	100.0	

\*\*\*\*\*

Greiner, Inc.  
Traffic Counts  
Volume by Lane Report

Page 5

```
*****
Data File       : D0110002.PRN
Station        : 0000000000004          Count ratio : 2.00
Identification : 0000000000004          Interval    : 15 minutes
Start date     : Jan 10, 91              Start time   : 00:00
Stop date      : Jan 10, 91              Stop time    : 24:00
City/Town      : TAMPA                   County       : HILLSBOROUGH
Location       : DALE MABRY North of CYPRESS (SB)
*****
Lanes 1-1 are Southbound
```

-----  
Thu - Jan 10, 91

Lane	1	Total
-----		
00:15	82	82
00:30	85	85
00:45	62	62
01:00	57	57
=====	=====	=====
Hour Totals	286	286
01:15	43	43
01:30	42	42
01:45	52	52
02:00	49	49
=====	=====	=====
Hour Totals	186	186
02:15	51	51
02:30	39	39
02:45	36	36
03:00	52	52
=====	=====	=====
Hour Totals	178	178
03:15	41	41
03:30	35	35
03:45	43	43
04:00	34	34
=====	=====	=====
Hour Totals	153	153
04:15	27	27
04:30	24	24
04:45	37	37
05:00	57	57
=====	=====	=====
Hour Totals	145	145
05:15	54	54
05:30	83	83
05:45	86	86
06:00	142	142
=====	=====	=====
Hour Totals	365	365

\*\*\*\*\*

Greiner, Inc.  
Traffic Counts  
Volume by Lane Report

Page 6

\*\*\*\*\*  
Data File : D0110002.PRN  
Station : 000000000004  
Identification : 000000000004  
\*\*\*\*\*  
Lanes 1-1 are Southbound

Thu - Jan 10, 91

Lane	1	Total
06:15	127	127
06:30	209	209
06:45	250	250
07:00	305	305
===== Hour Totals	891	891
07:15	350	350
07:30	405	405
07:45	428	428
08:00	428	428
===== Hour Totals	1611	1611
08:15	437	437
08:30	426	426
08:45	401	401
09:00	413	413
===== Hour Totals	1677	1677
09:15	350	350
09:30	375	375
09:45	385	385
10:00	405	405
===== Hour Totals	1515	1515
10:15	402	402
10:30	390	390
10:45	356	356
11:00	384	384
===== Hour Totals	1532	1532
11:15	384	384
11:30	414	414
11:45	422	422
12:00	408	408
===== Hour Totals	1628	1628
12:15	434	434
12:30	435	435
12:45	450	450

\*\*\*\*\*

Greiner, Inc.  
Traffic Counts  
Volume by Lane Report

Page

\*\*\*\*\*  
Data File : D0110002.PRN  
Station : 000000000004  
Identification : 000000000004  
\*\*\*\*\*

Lanes 1-1 are Southbound

-----  
Thu - Jan 10, 91

Lane	1	Total
-----	-----	-----
13:00	370	370
=====	=====	=====
Hour Totals	1689	1689
13:15	381	381
13:30	413	413
13:45	367	367
14:00	370	370
=====	=====	=====
Hour Totals	1531	1531
14:15	377	377
14:30	355	355
14:45	312	312
15:00	357	357
=====	=====	=====
Hour Totals	1401	1401
15:15	357	357
15:30	342	342
15:45	380	380
16:00	366	366
=====	=====	=====
Hour Totals	1445	1445
16:15	404	404
16:30	383	383
16:45	390	390
17:00	373	373
=====	=====	=====
Hour Totals	1550	1550
17:15	386	386
17:30	449	449
17:45	353	353
18:00	332	332
=====	=====	=====
Hour Totals	1520	1520
18:15	381	381
18:30	352	352
18:45	345	345
19:00	356	356
=====	=====	=====
Hour Totals	1434	1434

\*\*\*\*\*



Greiner, Inc.  
Traffic Counts  
Volume by Lane Report

Page 8

```
*****
Data File      : D0110002.PRN
Station       : 0000000000004
Identification : 0000000000004
*****
Lanes 1-1 are Southbound
-----
Thu - Jan 10, 91
Lane          1          Total
-----
19:15         330         330
19:30         298         298
19:45         250         250
20:00         267         267
=====
Hour Totals   1145        1145

20:15         260         260
20:30         255         255
20:45         230         230
21:00         274         274
=====
Hour Totals   1019        1019

21:15         275         275
21:30         205         205
21:45         201         201
22:00         185         185
=====
Hour Totals   866         866

22:15         203         203
22:30         163         163
22:45         154         154
23:00         151         151
=====
Hour Totals   671         671

23:15         123         123
23:30         123         123
23:45          92          92
24:00         106         106
=====
Hour Totals   444         444

=====
Grand Totals  24882        24882
Percentages   100.0
*****
```

Greiner, Inc.  
Traffic Counts  
Volume by Lane Report

Page

\*\*\*\*\*

Data File : D0111001.PRN  
Station : 0000000000004 Count ratio : 2.00  
Identification : 0000000000004 Interval : 15 minutes  
Start date : Jan 11, 91 Start time : 00:00  
Stop date : Jan 11, 91 Stop time : 24:00  
City/Town : TAMPA County : HILLSBOROUGH  
Location : DALE MABRY North of CYPRESS (SB)

\*\*\*\*\*

Lanes 1-1 are Southbound

Fri - Jan 11, 91

Lane	1	Total
00:15	84	84
00:30	91	91
00:45	67	67
01:00	70	70
===== Hour Totals	312	312
01:15	66	66
01:30	64	64
01:45	48	48
02:00	49	49
===== Hour Totals	227	227
02:15	37	37
02:30	44	44
02:45	41	41
03:00	41	41
===== Hour Totals	163	163
03:15	41	41
03:30	52	52
03:45	27	27
04:00	48	48
===== Hour Totals	168	168
04:15	42	42
04:30	45	45
04:45	45	45
05:00	51	51
===== Hour Totals	183	183
05:15	69	69
05:30	69	69
05:45	86	86
06:00	99	99
===== Hour Totals	323	323

\*\*\*\*\*

Greiner, Inc.  
Traffic Counts  
Volume by Lane Report

Page 1

\*\*\*\*\*  
Data File : D0111001.PRN  
Station : 000000000004  
Identification : 000000000004  
\*\*\*\*\*

Lanes 1-1 are Southbound

Fri - Jan 11, 91

Lane	1	Total
06:15	124	124
06:30	201	201
06:45	248	248
07:00	319	319
===== Hour Totals	892	892
07:15	388	388
07:30	399	399
07:45	433	433
08:00	429	429
===== Hour Totals	1649	1649
08:15	410	410
08:30	439	439
08:45	395	395
09:00	439	439
===== Hour Totals	1683	1683
09:15	421	421
09:30	330	330
09:45	389	389
10:00	401	401
===== Hour Totals	1541	1541
10:15	372	372
10:30	407	407
10:45	421	421
11:00	390	390
===== Hour Totals	1590	1590
11:15	403	403
11:30	399	399
11:45	432	432
12:00	427	427
===== Hour Totals	1661	1661
12:15	478	478
12:30	451	451
12:45	466	466

\*\*\*\*\*

10-36

Greiner, Inc.  
Traffic Counts  
Volume by Lane Report

Page

\*\*\*\*\*  
Data File : D0111001.PRN  
Station : 000000000004  
Identification : 000000000004  
\*\*\*\*\*

Lanes 1-1 are Southbound

Fri - Jan 11, 91

Lane	1	Total
13:00	420	420
=====	=====	=====
Hour Totals	1815	1815
13:15	436	436
13:30	436	436
13:45	422	422
14:00	391	391
=====	=====	=====
Hour Totals	1685	1685
14:15	446	446
14:30	402	402
14:45	352	352
15:00	396	396
=====	=====	=====
Hour Totals	1596	1596
15:15	426	426
15:30	373	373
15:45	381	381
16:00	536	536
=====	=====	=====
Hour Totals	1716	1716
16:15	438	438
16:30	464	464
16:45	436	436
17:00	458	458
=====	=====	=====
Hour Totals	1796	1796
17:15	435	435
17:30	447	447
17:45	386	386
18:00	427	427
=====	=====	=====
Hour Totals	1695	1695
18:15	439	439
18:30	529	529
18:45	440	440
19:00	424	424
=====	=====	=====
Hour Totals	1832	1832

\*\*\*\*\*

Greiner, Inc.  
Traffic Counts  
Volume by Lane Report

Page 4

\*\*\*\*\*  
Data File : D0111001.PRN  
Station : 000000000004  
Identification : 000000000004  
\*\*\*\*\*

Lanes 1-1 are Southbound

Fri - Jan 11, 91

Lane	1	Total
19:15	402	402
19:30	374	374
19:45	401	401
20:00	342	342
=====	=====	=====
Hour Totals	1519	1519
20:15	323	323
20:30	333	333
20:45	267	267
21:00	329	329
=====	=====	=====
Hour Totals	1252	1252
21:15	294	294
21:30	272	272
21:45	254	254
22:00	312	312
=====	=====	=====
Hour Totals	1132	1132
22:15	266	266
22:30	261	261
22:45	242	242
23:00	195	195
=====	=====	=====
Hour Totals	964	964
23:15	195	195
23:30	210	210
23:45	162	162
24:00	179	179
=====	=====	=====
Hour Totals	746	746
=====	=====	=====
Grand Totals	28140	28140
Percentages	100.0	

\*\*\*\*\*

Greiner, Inc.  
Traffic Counts  
Volume by Lane Report

Page 1

\*\*\*\*\*  
Data File : D0112001.PRN  
Station : 000000000004 Count ratio : 2.00  
Identification : 000000000004 Interval : 15 minutes  
Start date : Jan 12, 91 Start time : 00:00  
Stop date : Jan 12, 91 Stop time : 24:00  
City/Town : TAMPA County : HILLSBOROUGH  
Location : DALE MABRY North of CYPRESS (SB)  
\*\*\*\*\*

Lanes 1-1 are Southbound  
-----

Sat - Jan 12, 91

Lane	1	Total
-----	-----	-----
00:15	139	139
00:30	142	142
00:45	144	144
01:00	102	102
=====	=====	=====
Hour Totals	527	527
01:15	84	84
01:30	85	85
01:45	100	100
02:00	93	93
=====	=====	=====
Hour Totals	362	362
02:15	87	87
02:30	71	71
02:45	66	66
03:00	87	87
=====	=====	=====
Hour Totals	311	311
03:15	79	79
03:30	58	58
03:45	68	68
04:00	83	83
=====	=====	=====
Hour Totals	288	288
04:15	55	55
04:30	40	40
04:45	50	50
05:00	25	25
=====	=====	=====
Hour Totals	170	170
05:15	37	37
05:30	33	33
05:45	60	60
06:00	55	55
=====	=====	=====
Hour Totals	185	185

\*\*\*\*\*

10-41

Greiner, Inc.  
Traffic Counts  
Volume by Lane Report

Page

\*\*\*\*\*  
Data File : D0112001.PRN  
Station : 0000000000004  
Identification : 0000000000004  
\*\*\*\*\*  
Lanes 1-1 are Southbound

Sat - Jan 12, 91

Lane	1	Total
06:15	100	100
06:30	81	81
06:45	106	106
07:00	98	98
===== Hour Totals	385	385
07:15	123	123
07:30	158	158
07:45	197	197
08:00	198	198
===== Hour Totals	676	676
08:15	171	171
08:30	218	218
08:45	215	215
09:00	217	217
===== Hour Totals	821	821
09:15	238	238
09:30	256	256
09:45	244	244
10:00	289	289
===== Hour Totals	1027	1027
10:15	273	273
10:30	312	312
10:45	314	314
11:00	326	326
===== Hour Totals	1225	1225
11:15	329	329
11:30	347	347
11:45	356	356
12:00	386	386
===== Hour Totals	1418	1418
12:15	388	388
12:30	385	385
12:45	379	379

\*\*\*\*\*

10-42

Greiner, Inc.  
Traffic Counts  
Volume by Lane Report

Page 1

\*\*\*\*\*  
Data File : D0112001.PRN  
Station : 000000000004  
Identification : 000000000004  
\*\*\*\*\*

Lanes 1-1 are Southbound

Sat - Jan 12, 91

Lane	1	Total
-----	-----	-----
13:00	408	408
=====	=====	=====
Hour Totals	1560	1560
13:15	363	363
13:30	373	373
13:45	355	355
14:00	344	344
=====	=====	=====
Hour Totals	1435	1435
14:15	381	381
14:30	398	398
14:45	314	314
15:00	350	350
=====	=====	=====
Hour Totals	1443	1443
15:15	318	318
15:30	396	396
15:45	358	358
16:00	324	324
=====	=====	=====
Hour Totals	1396	1396
16:15	384	384
16:30	331	331
16:45	380	380
17:00	341	341
=====	=====	=====
Hour Totals	1436	1436
17:15	360	360
17:30	356	356
17:45	358	358
18:00	322	322
=====	=====	=====
Hour Totals	1396	1396
18:15	386	386
18:30	272	272
18:45	354	354
19:00	332	332
=====	=====	=====
Hour Totals	1344	1344

\*\*\*\*\*



Greiner, Inc.  
Traffic Counts  
Volume by Lane Report

Page

\*\*\*\*\*  
Data File : D0112001.PRN  
Station : 000000000004  
Identification : 000000000004  
\*\*\*\*\*

Lanes 1-1 are Southbound

Sat - Jan 12, 91

Lane	1	Total
19:15	270	270
19:30	259	259
19:45	239	239
20:00	245	245
=====	=====	=====
Hour Totals	1013	1013
20:15	255	255
20:30	248	248
20:45	260	260
21:00	222	222
=====	=====	=====
Hour Totals	985	985
21:15	254	254
21:30	244	244
21:45	223	223
22:00	223	223
=====	=====	=====
Hour Totals	944	944
22:15	192	192
22:30	197	197
22:45	193	193
23:00	162	162
=====	=====	=====
Hour Totals	744	744
23:15	174	174
23:30	162	162
23:45	189	189
24:00	184	184
=====	=====	=====
Hour Totals	709	709
=====	=====	=====
Grand Totals	21800	21800
Percentages	100.0	

\*\*\*\*\*

Greiner, Inc.  
Traffic Counts  
Volume by Lane Report

Page

\*\*\*\*\*

Data File : D0113001.PRN  
Station : 0000000000004 Count ratio : 2.00  
Identification : 0000000000004 Interval : 15 minutes  
Start date : Jan 13, 91 Start time : 00:00  
Stop date : Jan 13, 91 Stop time : 24:00  
City/Town : TAMPA County : HILLSBOROUGH  
Location : DALE MABRY North of CYPRESS (SB)

\*\*\*\*\*

Lanes 1-1 are Southbound

Sun - Jan 13, 91

Lane	1	Total
00:15	153	153
00:30	155	155
00:45	139	139
01:00	118	118
===== Hour Totals	565	565
01:15	107	107
01:30	96	96
01:45	97	97
02:00	111	111
===== Hour Totals	411	411
02:15	87	87
02:30	63	63
02:45	88	88
03:00	98	98
===== Hour Totals	336	336
03:15	82	82
03:30	71	71
03:45	59	59
04:00	61	61
===== Hour Totals	273	273
04:15	65	65
04:30	38	38
04:45	31	31
05:00	40	40
===== Hour Totals	174	174
05:15	29	29
05:30	36	36
05:45	36	36
06:00	42	42
===== Hour Totals	143	143

\*\*\*\*\*

10-45

Greiner, Inc.  
Traffic Counts  
Volume by Lane Report

Page 1

\*\*\*\*\*  
Data File : D0113001.PRN  
Station : 000000000004  
Identification : 000000000004  
\*\*\*\*\*  
Lanes 1-1 are Southbound

Sun - Jan 13, 91

Lane	1	Total
06:15	53	53
06:30	52	52
06:45	55	55
07:00	49	49
===== Hour Totals	209	209
07:15	64	64
07:30	55	55
07:45	83	83
08:00	67	67
===== Hour Totals	269	269
08:15	91	91
08:30	81	81
08:45	145	145
09:00	138	138
===== Hour Totals	455	455
09:15	130	130
09:30	146	146
09:45	154	154
10:00	173	173
===== Hour Totals	603	603
10:15	145	145
10:30	208	208
10:45	202	202
11:00	224	224
===== Hour Totals	779	779
11:15	241	241
11:30	220	220
11:45	258	258
12:00	245	245
===== Hour Totals	964	964
12:15	239	239
12:30	271	271
12:45	291	291

\*\*\*\*\*

Greiner, Inc.  
Traffic Counts  
Volume by Lane Report

Page

\*\*\*\*\*  
Data File : D0113001.PRN  
Station : 0000000000004  
Identification : 0000000000004  
\*\*\*\*\*

Lanes 1-1 are Southbound

Sun - Jan 13, 91

Lane	1	Total
-----	-----	-----
13:00	297	297
=====	=====	=====
Hour Totals	1098	1098
13:15	269	269
13:30	295	295
13:45	302	302
14:00	255	255
=====	=====	=====
Hour Totals	1121	1121
14:15	280	280
14:30	310	310
14:45	277	277
15:00	268	268
=====	=====	=====
Hour Totals	1135	1135
15:15	269	269
15:30	276	276
15:45	294	294
16:00	311	311
=====	=====	=====
Hour Totals	1150	1150
16:15	290	290
16:30	310	310
16:45	289	289
17:00	243	243
=====	=====	=====
Hour Totals	1132	1132
17:15	315	315
17:30	229	229
17:45	287	287
18:00	246	246
=====	=====	=====
Hour Totals	1077	1077
18:15	251	251
18:30	186	186
18:45	187	187
19:00	214	214
=====	=====	=====
Hour Totals	838	838

\*\*\*\*\*

10-47

Greiner, Inc.  
Traffic Counts  
Volume by Lane Report

Page

\*\*\*\*\*  
Data File : D0113001.PRN  
Station : 0000000000004  
Identification : 0000000000004  
\*\*\*\*\*  
Lanes 1-1 are Southbound

Sun - Jan 13, 91

Lane	1	Total
-----	-----	-----
19:15	197	197
19:30	155	155
19:45	175	175
20:00	150	150
=====	=====	=====
Hour Totals	677	677
20:15	166	166
20:30	134	134
20:45	154	154
21:00	150	150
=====	=====	=====
Hour Totals	604	604
21:15	144	144
21:30	137	137
21:45	121	121
22:00	124	124
=====	=====	=====
Hour Totals	526	526
22:15	127	127
22:30	98	98
22:45	93	93
23:00	95	95
=====	=====	=====
Hour Totals	413	413
23:15	118	118
23:30	85	85
23:45	70	70
24:00	76	76
=====	=====	=====
Hour Totals	349	349
=====	=====	=====
Grand Totals	15301	15301
Percentages	100.0	

\*\*\*\*\*

Greiner, Inc.  
Traffic Counts  
Volume by Lane Report

Page 5

```
*****
Data File       : D0114004.PRN
Station        : 0000000000004
Identification  : 0000000000004
Start date     : Jan 14, 91
Stop date      : Jan 14, 91
City/Town      : TAMPA
Location       : DALE MABRY North of CYPRESS (SB)
Count ratio    : 2.00
Interval       : 15 minutes
Start time     : 00:00
Stop time      : 24:00
County         : HILLSBOROUGH
*****
```

Lanes 1-1 are Southbound

```
-----
Mon - Jan 14, 91
Lane           1           Total
-----
00:15          159          159
00:30          143          143
00:45          131          131
01:00          129          129
=====
Hour Totals    562          562

01:15          126          126
01:30          121          121
01:45          117          117
02:00          129          129
=====
Hour Totals    493          493

02:15          107          107
02:30          102          102
02:45          113          113
03:00          119          119
=====
Hour Totals    441          441

03:15           99           99
03:30           86           86
03:45           82           82
04:00           71           71
=====
Hour Totals    338          338

04:15           75           75
04:30           41           41
04:45           39           39
05:00           33           33
=====
Hour Totals    188          188

05:15           42           42
05:30           53           53
05:45           61           61
06:00           64           64
=====
Hour Totals    220          220
-----
```

\*\*\*\*\*

10-49

Greiner, Inc.  
Traffic Counts  
Volume by Lane Report

Page 6

\*\*\*\*\*  
Data File : D0114004.PRN  
Station : 000000000004  
Identification : 000000000004  
\*\*\*\*\*

Lanes 1-1 are Southbound  
-----

Mon - Jan 14, 91

Lane	1	Total
-----	-----	-----
06:15	98	98
06:30	95	95
06:45	121	121
07:00	127	127
=====	=====	=====
Hour Totals	441	441
07:15	133	133
07:30	179	179
07:45	224	224
08:00	236	236
=====	=====	=====
Hour Totals	772	772
08:15	279	279
08:30	288	288
08:45	321	321
09:00	316	316
=====	=====	=====
Hour Totals	1204	1204
09:15	327	327
09:30	336	336
09:45	357	357
10:00	381	381
=====	=====	=====
Hour Totals	1401	1401
10:15	393	393
10:30	370	370
10:45	356	356
11:00	414	414
=====	=====	=====
Hour Totals	1533	1533
11:15	419	419
11:30	433	433
11:45	506	506
12:00	451	451
=====	=====	=====
Hour Totals	1809	1809
12:15	487	487
12:30	465	465
12:45	505	505

\*\*\*\*\*

10-50

Greiner, Inc.  
Traffic Counts  
Volume by Lane Report

Page 7

\*\*\*\*\*  
Data File : D0114004.PRN  
Station : 0000000000004  
Identification : 0000000000004  
\*\*\*\*\*

Lanes 1-1 are Southbound  
-----

Mon - Jan 14, 91

Lane	1	Total
-----	-----	-----
13:00	487	487
=====	=====	=====
Hour Totals	1944	1944
13:15	503	503
13:30	483	483
13:45	456	456
14:00	436	436
=====	=====	=====
Hour Totals	1878	1878
14:15	420	420
14:30	426	426
14:45	390	390
15:00	417	417
=====	=====	=====
Hour Totals	1653	1653
15:15	419	419
15:30	432	432
15:45	393	393
16:00	470	470
=====	=====	=====
Hour Totals	1714	1714
16:15	488	488
16:30	476	476
16:45	490	490
17:00	467	467
=====	=====	=====
Hour Totals	1921	1921
17:15	486	486
17:30	444	444
17:45	426	426
18:00	385	385
=====	=====	=====
Hour Totals	1741	1741
18:15	390	390
18:30	372	372
18:45	372	372
19:00	426	426
=====	=====	=====
Hour Totals	1560	1560

\*\*\*\*\*

10-51



Greiner, Inc.  
Traffic Counts  
Volume by Lane Report

Page (

\*\*\*\*\*  
Data File : D0114004.PRN  
Station : 0000000000004  
Identification : 0000000000004  
\*\*\*\*\*

Lanes 1-1 are Southbound  
-----

Mon - Jan 14, 91

Lane	1	Total
-----	-----	-----
19:15	319	319
19:30	313	313
19:45	290	290
20:00	267	267
=====	=====	=====
Hour Totals	1189	1189
20:15	283	283
20:30	232	232
20:45	223	223
21:00	213	213
=====	=====	=====
Hour Totals	951	951
21:15	211	211
21:30	202	202
21:45	180	180
22:00	169	169
=====	=====	=====
Hour Totals	762	762
22:15	161	161
22:30	159	159
22:45	122	122
23:00	123	123
=====	=====	=====
Hour Totals	565	565
23:15	121	121
23:30	96	96
23:45	93	93
24:00	82	82
=====	=====	=====
Hour Totals	392	392
=====	=====	=====
Grand Totals	25672	25672
Percentages	100.0	

\*\*\*\*\*

Greiner, Inc.  
Traffic Counts  
Volume by Lane Report

Page

\*\*\*\*\*

Data File : D0115001.PRN  
Station : 000000000004 Count ratio : 2.00  
Identification : 000000000004 Interval : 15 minutes  
Start date : Jan 15, 91 Start time : 00:00  
Stop date : Jan 15, 91 Stop time : 24:00  
City/Town : TAMPA County : HILLSBOROUGH  
Location : DALE MABRY North of CYPRESS (SB)

\*\*\*\*\*

Lanes 1-1 are Southbound

Tue - Jan 15, 91

Lane	1	Total
00:15	73	73
00:30	81	81
00:45	50	50
01:00	58	58
===== Hour Totals	262	262
01:15	49	49
01:30	47	47
01:45	33	33
02:00	44	44
===== Hour Totals	173	173
02:15	18	18
02:30	29	29
02:45	43	43
03:00	39	39
===== Hour Totals	129	129
03:15	30	30
03:30	33	33
03:45	45	45
04:00	26	26
===== Hour Totals	134	134
04:15	41	41
04:30	22	22
04:45	60	60
05:00	37	37
===== Hour Totals	160	160
05:15	48	48
05:30	74	74
05:45	78	78
06:00	126	126
===== Hour Totals	326	326

\*\*\*\*\*

10-53

Greiner, Inc.  
Traffic Counts  
Volume by Lane Report

Page 2

\*\*\*\*\*

Data File : D0115001.PRN  
Station : 000000000004  
Identification : 000000000004

\*\*\*\*\*

Lanes 1-1 are Southbound

Tue - Jan 15, 91

Lane	1	Total
06:15	144	144
06:30	189	189
06:45	249	249
07:00	386	386
===== Hour Totals	968	968
07:15	379	379
07:30	356	356
07:45	430	430
08:00	447	447
===== Hour Totals	1612	1612
08:15	447	447
08:30	438	438
08:45	458	458
09:00	438	438
===== Hour Totals	1781	1781
09:15	337	337
09:30	342	342
09:45	348	348
10:00	397	397
===== Hour Totals	1424	1424
10:15	375	375
10:30	386	386
10:45	45	45
11:00	0	0
===== Hour Totals	806	806
11:15	0	0
11:30	0	0
11:45	71	71
12:00	384	384
===== Hour Totals	455	455
12:15	396	396
12:30	401	401
12:45	403	403

\*\*\*\*\*

10-54

Greiner, Inc.  
Traffic Counts  
Volume by Lane Report

Page 2

\*\*\*\*\*  
Data File : D0115001.FRN  
Station : 000000000004  
Identification : 000000000004  
\*\*\*\*\*

Lanes 1-1 are Southbound

Tue - Jan 15, 91

Lane	1	Total
-----	-----	-----
13:00	427	427
=====	=====	=====
Hour Totals	1627	1627
13:15	370	370
13:30	376	376
13:45	381	381
14:00	402	402
=====	=====	=====
Hour Totals	1529	1529
14:15	350	350
14:30	366	366
14:45	341	341
15:00	344	344
=====	=====	=====
Hour Totals	1401	1401
15:15	327	327
15:30	332	332
15:45	360	360
16:00	375	375
=====	=====	=====
Hour Totals	1394	1394
16:15	381	381
16:30	316	316
16:45	443	443
17:00	381	381
=====	=====	=====
Hour Totals	1521	1521
17:15	430	430
17:30	434	434
17:45	330	330
18:00	351	351
=====	=====	=====
Hour Totals	1545	1545
18:15	342	342
18:30	266	266
18:45	365	365
19:00	324	324
=====	=====	=====
Hour Totals	1297	1297

\*\*\*\*\*

10-55

Greiner, Inc.  
Traffic Counts  
Volume by Lane Report

Page 4

\*\*\*\*\*  
Data File : D0115001.PRN  
Station : 000000000004  
Identification : 000000000004  
\*\*\*\*\*

Lanes 1-1 are Southbound  
-----

Tue - Jan 15, 91

Lane	1	Total
-----	-----	-----
19:15	294	294
19:30	323	323
19:45	236	236
20:00	234	234
=====	=====	=====
Hour Totals	1087	1087
20:15	281	281
20:30	235	235
20:45	216	216
21:00	186	186
=====	=====	=====
Hour Totals	918	918
21:15	224	224
21:30	183	183
21:45	195	195
22:00	179	179
=====	=====	=====
Hour Totals	781	781
22:15	148	148
22:30	163	163
22:45	136	136
23:00	97	97
=====	=====	=====
Hour Totals	544	544
23:15	131	131
23:30	90	90
23:45	88	88
24:00	96	96
=====	=====	=====
Hour Totals	405	405
=====	=====	=====
Grand Totals	22279	22279
Percentages	100.0	

\*\*\*\*\*

Greiner, Inc.  
Traffic Counts  
Volume by Lane Report

Page

\*\*\*\*\*  
Data File : D0109002.PRN  
Station : 0000000000015 Count ratio : 2.00  
Identification : 0000000000015 Interval : 15 minutes  
Start date : Jan 9, 91 Start time : 00:00  
Stop date : Jan 9, 91 Stop time : 24:00  
City/Town : TAMPA County : HILLSBOROUGH  
Location : CYPRESS West of DALE MABRY (EB)  
\*\*\*\*\*  
Lanes 1-1 are Eastbound  
-----

Wed - Jan 9, 91

Lane	1	Total
00:15	11	11
00:30	10	10
00:45	10	10
01:00	8	8
=====	=====	=====
Hour Totals	39	39
01:15	7	7
01:30	8	8
01:45	5	5
02:00	2	2
=====	=====	=====
Hour Totals	22	22
02:15	6	6
02:30	5	5
02:45	3	3
03:00	2	2
=====	=====	=====
Hour Totals	16	16
03:15	4	4
03:30	3	3
03:45	2	2
04:00	2	2
=====	=====	=====
Hour Totals	11	11
04:15	4	4
04:30	2	2
04:45	2	2
05:00	4	4
=====	=====	=====
Hour Totals	12	12
05:15	4	4
05:30	3	3
05:45	4	4
06:00	4	4
=====	=====	=====
Hour Totals	15	15

\*\*\*\*\*

Greiner, Inc.  
Traffic Counts  
Volume by Lane Report

Page

\*\*\*\*\*  
Data File : D0109002.PRN  
Station : 000000000015  
Identification : 000000000015  
\*\*\*\*\*  
Lanes 1-1 are Eastbound

Wed - Jan 9, 91

Lane	1	Total
06:15	17	17
06:30	19	19
06:45	27	27
07:00	29	29
Hour Totals	92	92
07:15	41	41
07:30	37	37
07:45	74	74
08:00	63	63
Hour Totals	215	215
08:15	80	80
08:30	97	97
08:45	84	84
09:00	78	78
Hour Totals	339	339
09:15	97	97
09:30	77	77
09:45	71	71
10:00	69	69
Hour Totals	314	314
10:15	66	66
10:30	90	90
10:45	72	72
11:00	110	110
Hour Totals	338	338
11:15	82	82
11:30	109	109
11:45	153	153
12:00	129	129
Hour Totals	473	473
12:15	142	142
12:30	107	107
12:45	171	171

\*\*\*\*\*

Greiner, Inc.  
Traffic Counts  
Volume by Lane Report

Page

\*\*\*\*\*  
Data File : D0109002.PRN  
Station : 000000000015  
Identification : 000000000015  
\*\*\*\*\*

Lanes 1-1 are Eastbound

Wed - Jan 9, 91

Lane	1	Total
13:00	113	113
Hour Totals	533	533
13:15	120	120
13:30	113	113
13:45	109	109
14:00	113	113
Hour Totals	455	455
14:15	118	118
14:30	117	117
14:45	95	95
15:00	104	104
Hour Totals	434	434
15:15	110	110
15:30	111	111
15:45	112	112
16:00	140	140
Hour Totals	473	473
16:15	169	169
16:30	175	175
16:45	173	173
17:00	191	191
Hour Totals	708	708
17:15	252	252
17:30	238	238
17:45	174	174
18:00	105	105
Hour Totals	769	769
18:15	113	113
18:30	79	79
18:45	92	92
19:00	60	60
Hour Totals	344	344

\*\*\*\*\*



Greiner, Inc.  
Traffic Counts  
Volume by Lane Report

Page

\*\*\*\*\*  
Data File : D0109002.PRN  
Station : 000000000015  
Identification : 000000000015  
\*\*\*\*\*

Lanes 1-1 are Eastbound

Wed - Jan 9, 91

Lane	1	Total
19:15	82	82
19:30	67	67
19:45	46	46
20:00	41	41
=====	=====	=====
Hour Totals	236	236
20:15	38	38
20:30	51	51
20:45	54	54
21:00	71	71
=====	=====	=====
Hour Totals	214	214
21:15	70	70
21:30	51	51
21:45	34	34
22:00	39	39
=====	=====	=====
Hour Totals	194	194
22:15	25	25
22:30	19	19
22:45	35	35
23:00	42	42
=====	=====	=====
Hour Totals	121	121
23:15	22	22
23:30	19	19
23:45	19	19
24:00	10	10
=====	=====	=====
Hour Totals	70	70
=====	=====	=====
Grand Totals	6437	6437
Percentages	100.0	

\*\*\*\*\*

Greiner, Inc.  
Traffic Counts  
Volume by Lane Report

Page 1

\*\*\*\*\*

Data File : D0110003.PRN  
Station : 000000000015 Count ratio : 2.00  
Identification : 000000000015 Interval : 15 minutes  
Start date : Jan 10, 91 Start time : 00:00  
Stop date : Jan 10, 91 Stop time : 24:00  
City/Town : TAMPA County : HILLSBOROUGH  
Location : CYPRESS West of DALE MABRY (EB)

\*\*\*\*\*

Lanes 1-1 are Eastbound

-----  
Thu - Jan 10, 91

Lane	1	Total
-----	-----	-----
00:15	14	14
00:30	17	17
00:45	15	15
01:00	11	11
=====	=====	=====
Hour Totals	57	57
01:15	13	13
01:30	12	12
01:45	3	3
02:00	4	4
=====	=====	=====
Hour Totals	32	32
02:15	2	2
02:30	1	1
02:45	3	3
03:00	2	2
=====	=====	=====
Hour Totals	8	8
03:15	3	3
03:30	2	2
03:45	1	1
04:00	4	4
=====	=====	=====
Hour Totals	10	10
04:15	3	3
04:30	1	1
04:45	1	1
05:00	1	1
=====	=====	=====
Hour Totals	6	6
05:15	4	4
05:30	3	3
05:45	12	12
06:00	8	8
=====	=====	=====
Hour Totals	27	27

\*\*\*\*\*

10-61

Greiner, Inc.  
Traffic Counts  
Volume by Lane Report

Page 10

\*\*\*\*\*  
Data File : D0110003.PRN  
Station : 000000000015  
Identification : 000000000015  
\*\*\*\*\*  
Lanes 1-1 are Eastbound

-----  
Thu - Jan 10, 91

Lane	1	Total
-----	-----	-----
06:15	7	7
06:30	16	16
06:45	20	20
07:00	40	40
=====	=====	=====
Hour Totals	83	83
07:15	49	49
07:30	66	66
07:45	59	59
08:00	71	71
=====	=====	=====
Hour Totals	245	245
08:15	129	129
08:30	88	88
08:45	109	109
09:00	109	109
=====	=====	=====
Hour Totals	435	435
09:15	78	78
09:30	85	85
09:45	78	78
10:00	58	58
=====	=====	=====
Hour Totals	299	299
10:15	61	61
10:30	86	86
10:45	112	112
11:00	82	82
=====	=====	=====
Hour Totals	341	341
11:15	96	96
11:30	133	133
11:45	141	141
12:00	179	179
=====	=====	=====
Hour Totals	549	549
12:15	137	137
12:30	152	152
12:45	113	113

\*\*\*\*\*

10-62

Greiner, Inc.  
Traffic Counts  
Volume by Lane Report

Page 1

\*\*\*\*\*  
Data File : D0110003.PRN  
Station : 0000000000015  
Identification : 0000000000015  
\*\*\*\*\*

Lanes 1-1 are Eastbound

```

-----
Thu - Jan 10, 91
Lane              1              Total
-----
13:00              137              137
=====
Hour Totals        539              539

13:15              124              124
13:30              116              116
13:45              149              149
14:00              139              139
=====
Hour Totals        528              528

14:15              115              115
14:30              118              118
14:45              122              122
15:00              102              102
=====
Hour Totals        457              457

15:15              89              89
15:30              75              75
15:45              62              62
16:00              116              116
=====
Hour Totals        342              342

16:15              140              140
16:30              120              120
16:45              160              160
17:00              126              126
=====
Hour Totals        546              546

17:15              167              167
17:30              145              145
17:45              163              163
18:00              141              141
=====
Hour Totals        616              616

18:15              99              99
18:30              87              87
18:45              75              75
19:00              64              64
=====
Hour Totals        325              325

```

\*\*\*\*\*

10-63

Greiner, Inc.  
Traffic Counts  
Volume by Lane Report

Page 18

\*\*\*\*\*  
Data File : D0110003.PRN  
Station : 000000000015  
Identification : 000000000015  
\*\*\*\*\*

Lanes 1-1 are Eastbound

-----  
Thu - Jan 10, 91

Lane	1	Total
-----	-----	-----
19:15	83	83
19:30	53	53
19:45	48	48
20:00	53	53
=====	=====	=====
Hour Totals	237	237
20:15	58	58
20:30	59	59
20:45	69	69
21:00	57	57
=====	=====	=====
Hour Totals	243	243
21:15	41	41
21:30	53	53
21:45	28	28
22:00	24	24
=====	=====	=====
Hour Totals	146	146
22:15	28	28
22:30	31	31
22:45	24	24
23:00	21	21
=====	=====	=====
Hour Totals	104	104
23:15	26	26
23:30	32	32
23:45	20	20
24:00	13	13
=====	=====	=====
Hour Totals	91	91
=====	=====	=====
Grand Totals	6266	6266
Percentages	100.0	

\*\*\*\*\*

10-64

Greiner, Inc.  
Traffic Counts  
Volume by Lane Report

Page 5

\*\*\*\*\*

Data File : D0111002.PRN  
Station : 0000000000015 Count ratio : 2.00  
Identification : 0000000000015 Interval : 15 minutes  
Start date : Jan 11, 91 Start time : 00:00  
Stop date : Jan 11, 91 Stop time : 24:00  
City/Town : TAMPA County : HILLSBOROUGH  
Location : CYPRESS West of DALE MABRY (EB)

\*\*\*\*\*

Lanes 1-1 are Eastbound

Fri - Jan 11, 91

Lane	1	Total
00:15	18	18
00:30	15	15
00:45	14	14
01:00	17	17
===== Hour Totals	64	64
01:15	7	7
01:30	10	10
01:45	9	9
02:00	5	5
===== Hour Totals	31	31
02:15	8	8
02:30	9	9
02:45	7	7
03:00	3	3
===== Hour Totals	27	27
03:15	4	4
03:30	3	3
03:45	0	0
04:00	2	2
===== Hour Totals	9	9
04:15	2	2
04:30	1	1
04:45	2	2
05:00	4	4
===== Hour Totals	9	9
05:15	2	2
05:30	7	7
05:45	7	7
06:00	11	11
===== Hour Totals	27	27

\*\*\*\*\*

10-65

Greiner, Inc.  
Traffic Counts  
Volume by Lane Report

Page 6

\*\*\*\*\*  
Data File : D0111002.PRN  
Station : 000000000015  
Identification : 000000000015  
\*\*\*\*\*

Lanes 1-1 are Eastbound

Fri - Jan 11, 91

Lane	1	Total
06:15	8	8
06:30	22	22
06:45	20	20
07:00	38	38
===== Hour Totals	88	88
07:15	54	54
07:30	62	62
07:45	86	86
08:00	107	107
===== Hour Totals	309	309
08:15	88	88
08:30	99	99
08:45	81	81
09:00	80	80
===== Hour Totals	348	348
09:15	90	90
09:30	100	100
09:45	85	85
10:00	91	91
===== Hour Totals	366	366
10:15	90	90
10:30	82	82
10:45	106	106
11:00	116	116
===== Hour Totals	394	394
11:15	111	111
11:30	104	104
11:45	164	164
12:00	200	200
===== Hour Totals	579	579
12:15	205	205
12:30	160	160
12:45	141	141

\*\*\*\*\*

10-66

Greiner, Inc.  
Traffic Counts  
Volume by Lane Report

Page 7

\*\*\*\*\*  
Data File : D0111002.PRN  
Station : 000000000015  
Identification : 000000000015  
\*\*\*\*\*

Lanes 1-1 are Eastbound

Fri - Jan 11, 91

Lane	1	Total
-----	-----	-----
13:00	153	153
=====	=====	=====
Hour Totals	659	659
13:15	156	156
13:30	135	135
13:45	144	144
14:00	170	170
=====	=====	=====
Hour Totals	605	605
14:15	116	116
14:30	113	113
14:45	102	102
15:00	130	130
=====	=====	=====
Hour Totals	461	461
15:15	156	156
15:30	110	110
15:45	120	120
16:00	193	193
=====	=====	=====
Hour Totals	579	579
16:15	228	228
16:30	225	225
16:45	249	249
17:00	214	214
=====	=====	=====
Hour Totals	916	916
17:15	207	207
17:30	249	249
17:45	220	220
18:00	201	201
=====	=====	=====
Hour Totals	877	877
18:15	221	221
18:30	138	138
18:45	80	80
19:00	80	80
=====	=====	=====
Hour Totals	519	519

\*\*\*\*\*

10-67



Greiner, Inc.  
Traffic Counts  
Volume by Lane Report

Page 8

\*\*\*\*\*  
Data File : D0111002.PRN  
Station : 000000000015  
Identification : 000000000015  
\*\*\*\*\*

Lanes 1-1 are Eastbound

Fri - Jan 11, 91

Lane	1	Total
19:15	47	47
19:30	45	45
19:45	38	38
20:00	57	57
=====	=====	=====
Hour Totals	187	187
20:15	66	66
20:30	51	51
20:45	47	47
21:00	42	42
=====	=====	=====
Hour Totals	206	206
21:15	33	33
21:30	40	40
21:45	36	36
22:00	26	26
=====	=====	=====
Hour Totals	135	135
22:15	20	20
22:30	28	28
22:45	36	36
23:00	30	30
=====	=====	=====
Hour Totals	114	114
23:15	35	35
23:30	42	42
23:45	35	35
24:00	29	29
=====	=====	=====
Hour Totals	141	141
=====	=====	=====
Grand Totals	7650	7650
Percentages	100.0	

\*\*\*\*\*

Greiner, Inc.  
Traffic Counts  
Volume by Lane Report

Page 1

\*\*\*\*\*  
Data File : D0112002.PRN  
Station : 000000000015 Count ratio : 2.00  
Identification : 000000000015 Interval : 15 minutes  
Start date : Jan 12, 91 Start time : 00:00  
Stop date : Jan 12, 91 Stop time : 24:00  
City/Town : TAMPA County : HILLSBOROUGH  
Location : CYPRESS West of DALE MABRY (EB)  
\*\*\*\*\*

Lanes 1-1 are Eastbound  
-----

Sat - Jan 12, 91

Lane	1	Total
00:15	38	38
00:30	24	24
00:45	31	31
01:00	25	25
=====	=====	=====
Hour Totals	118	118
01:15	15	15
01:30	16	16
01:45	19	19
02:00	23	23
=====	=====	=====
Hour Totals	73	73
02:15	17	17
02:30	12	12
02:45	20	20
03:00	26	26
=====	=====	=====
Hour Totals	75	75
03:15	21	21
03:30	3	3
03:45	3	3
04:00	6	6
=====	=====	=====
Hour Totals	33	33
04:15	9	9
04:30	4	4
04:45	4	4
05:00	0	0
=====	=====	=====
Hour Totals	17	17
05:15	4	4
05:30	3	3
05:45	2	2
06:00	6	6
=====	=====	=====
Hour Totals	15	15

\*\*\*\*\*

10-69

Greiner, Inc.  
Traffic Counts  
Volume by Lane Report

Page 6

\*\*\*\*\*  
Data File : D0112002.PRN  
Station : 000000000015  
Identification : 000000000015  
\*\*\*\*\*  
Lanes 1-1 are Eastbound

Sat - Jan 12, 91

Lane	1	Total
06:15	9	9
06:30	11	11
06:45	7	7
07:00	24	24
===== Hour Totals	51	51
07:15	18	18
07:30	21	21
07:45	22	22
08:00	24	24
===== Hour Totals	85	85
08:15	28	28
08:30	18	18
08:45	47	47
09:00	43	43
===== Hour Totals	136	136
09:15	70	70
09:30	52	52
09:45	45	45
10:00	61	61
===== Hour Totals	228	228
10:15	65	65
10:30	56	56
10:45	54	54
11:00	68	68
===== Hour Totals	243	243
11:15	64	64
11:30	68	68
11:45	56	56
12:00	65	65
===== Hour Totals	253	253
12:15	107	107
12:30	57	57
12:45	57	57

\*\*\*\*\*

10-70

Greiner, Inc.  
Traffic Counts  
Volume by Lane Report

Page 7

\*\*\*\*\*  
Data File : D0112002.PRN  
Station : 000000000015  
Identification : 000000000015  
\*\*\*\*\*

Lanes 1-1 are Eastbound

Sat - Jan 12, 91

Lane	1	Total
-----	-----	-----
13:00	61	61
=====	=====	=====
Hour Totals	282	282
13:15	89	89
13:30	74	74
13:45	73	73
14:00	64	64
=====	=====	=====
Hour Totals	300	300
14:15	54	54
14:30	71	71
14:45	57	57
15:00	60	60
=====	=====	=====
Hour Totals	242	242
15:15	80	80
15:30	81	81
15:45	58	58
16:00	43	43
=====	=====	=====
Hour Totals	262	262
16:15	40	40
16:30	58	58
16:45	39	39
17:00	102	102
=====	=====	=====
Hour Totals	239	239
17:15	51	51
17:30	57	57
17:45	43	43
18:00	49	49
=====	=====	=====
Hour Totals	200	200
18:15	51	51
18:30	50	50
18:45	44	44
19:00	24	24
=====	=====	=====
Hour Totals	169	169

\*\*\*\*\*

10-71

Greiner, Inc.  
Traffic Counts  
Volume by Lane Report

Page 1

\*\*\*\*\*  
Data File : D0112002.PRN  
Station : 000000000015  
Identification : 000000000015  
\*\*\*\*\*

Lanes 1-1 are Eastbound

Sat - Jan 12, 91

Lane	1	Total
-----	-----	-----
19:15	42	42
19:30	49	49
19:45	47	47
20:00	29	29
=====	=====	=====
Hour Totals	167	167
20:15	30	30
20:30	31	31
20:45	40	40
21:00	26	26
=====	=====	=====
Hour Totals	127	127
21:15	21	21
21:30	27	27
21:45	16	16
22:00	21	21
=====	=====	=====
Hour Totals	85	85
22:15	24	24
22:30	26	26
22:45	34	34
23:00	32	32
=====	=====	=====
Hour Totals	116	116
23:15	39	39
23:30	49	49
23:45	33	33
24:00	29	29
=====	=====	=====
Hour Totals	150	150
=====	=====	=====
Grand Totals	3666	3666
Percentages	100.0	

\*\*\*\*\*

Greiner, Inc.  
Traffic Counts  
Volume by Lane Report

Page 5

\*\*\*\*\*

Data File : D0113002.PRN  
Station : 0000000000015 Count ratio : 2.00  
Identification : 0000000000015 Interval : 15 minutes  
Start date : Jan 13, 91 Start time : 00:00  
Stop date : Jan 13, 91 Stop time : 24:00  
City/Town : TAMPA County : HILLSBOROUGH  
Location : CYPRESS West of DALE MABRY (EB)

\*\*\*\*\*

Lanes 1-1 are Eastbound

Sun - Jan 13, 91

Lane	1	Total
00:15	43	43
00:30	52	52
00:45	30	30
01:00	25	25
=====	=====	=====
Hour Totals	150	150
01:15	21	21
01:30	27	27
01:45	10	10
02:00	13	13
=====	=====	=====
Hour Totals	71	71
02:15	13	13
02:30	24	24
02:45	20	20
03:00	21	21
=====	=====	=====
Hour Totals	78	78
03:15	30	30
03:30	5	5
03:45	9	9
04:00	2	2
=====	=====	=====
Hour Totals	46	46
04:15	2	2
04:30	2	2
04:45	0	0
05:00	3	3
=====	=====	=====
Hour Totals	7	7
05:15	1	1
05:30	5	5
05:45	3	3
06:00	3	3
=====	=====	=====
Hour Totals	12	12

\*\*\*\*\*

Greiner, Inc.  
Traffic Counts  
Volume by Lane Report

Page 6

\*\*\*\*\*  
Data File : D0113002.PRN  
Station : 000000000015  
Identification : 000000000015  
\*\*\*\*\*

Lanes 1-1 are Eastbound

Sun - Jan 13, 91

Lane	1	Total
06:15	3	3
06:30	4	4
06:45	3	3
07:00	9	9
=====	=====	=====
Hour Totals	19	19

07:15	5	5
07:30	12	12
07:45	13	13
08:00	14	14
=====	=====	=====
Hour Totals	44	44

08:15	20	20
08:30	27	27
08:45	19	19
09:00	25	25
=====	=====	=====
Hour Totals	91	91

09:15	29	29
09:30	40	40
09:45	44	44
10:00	41	41
=====	=====	=====
Hour Totals	154	154

10:15	33	33
10:30	45	45
10:45	46	46
11:00	31	31
=====	=====	=====
Hour Totals	155	155

11:15	41	41
11:30	41	41
11:45	52	52
12:00	50	50
=====	=====	=====
Hour Totals	184	184

12:15	46	46
12:30	42	42
12:45	43	43

\*\*\*\*\*

10-74

Greiner, Inc.  
Traffic Counts  
Volume by Lane Report

Page 7

\*\*\*\*\*  
Data File : D0113002.PRN  
Station : 000000000015  
Identification : 000000000015  
\*\*\*\*\*

Lanes 1-1 are Eastbound

Sun - Jan 13, 91

Lane	1	Total
13:00	26	26
=====	=====	=====
Hour Totals	157	157
13:15	40	40
13:30	39	39
13:45	38	38
14:00	39	39
=====	=====	=====
Hour Totals	156	156
14:15	36	36
14:30	27	27
14:45	48	48
15:00	39	39
=====	=====	=====
Hour Totals	150	150
15:15	33	33
15:30	37	37
15:45	37	37
16:00	32	32
=====	=====	=====
Hour Totals	139	139
16:15	47	47
16:30	75	75
16:45	77	77
17:00	43	43
=====	=====	=====
Hour Totals	242	242
17:15	39	39
17:30	37	37
17:45	39	39
18:00	23	23
=====	=====	=====
Hour Totals	138	138
18:15	25	25
18:30	17	17
18:45	20	20
19:00	31	31
=====	=====	=====
Hour Totals	93	93

\*\*\*\*\*

10-75



Greiner, Inc.  
Traffic Counts  
Volume by Lane Report

Page (

\*\*\*\*\*  
Data File : D0113002.PRN  
Station : 0000000000015  
Identification : 000000000015  
\*\*\*\*\*

Lanes 1-1 are Eastbound

Sun - Jan 13, 91

Lane	1	Total
19:15	25	25
19:30	41	41
19:45	27	27
20:00	31	31
=====	=====	=====
Hour Totals	124	124
20:15	36	36
20:30	26	26
20:45	10	10
21:00	13	13
=====	=====	=====
Hour Totals	85	85
21:15	21	21
21:30	17	17
21:45	18	18
22:00	17	17
=====	=====	=====
Hour Totals	73	73
22:15	14	14
22:30	12	12
22:45	22	22
23:00	25	25
=====	=====	=====
Hour Totals	73	73
23:15	9	9
23:30	6	6
23:45	13	13
24:00	8	8
=====	=====	=====
Hour Totals	36	36
=====	=====	=====
Grand Totals	2477	2477
Percentages	100.0	

\*\*\*\*\*

Greiner, Inc.  
Traffic Counts  
Volume by Lane Report

Page 17

\*\*\*\*\*  
Data File : D0114005.PRN  
Station : 000000000015 Count ratio : 2.00  
Identification : 000000000015 Interval : 15 minutes  
Start date : Jan 14, 91 Start time : 00:00  
Stop date : Jan 14, 91 Stop time : 24:00  
City/Town : TAMPA County : HILLSBOROUGH  
Location : CYPRESS West of DALE MABRY (EB)  
\*\*\*\*\*  
Lanes 1-1 are Eastbound

-----  
Mon - Jan 14, 91

Lane	1	Total
-----	-----	-----
00:15	11	11
00:30	3	3
00:45	6	6
01:00	5	5
=====	=====	=====
Hour Totals	25	25
01:15	5	5
01:30	5	5
01:45	3	3
02:00	0	0
=====	=====	=====
Hour Totals	13	13
02:15	1	1
02:30	6	6
02:45	1	1
03:00	0	0
=====	=====	=====
Hour Totals	8	8
03:15	3	3
03:30	1	1
03:45	3	3
04:00	2	2
=====	=====	=====
Hour Totals	9	9
04:15	2	2
04:30	2	2
04:45	1	1
05:00	1	1
=====	=====	=====
Hour Totals	6	6
05:15	4	4
05:30	3	3
05:45	9	9
06:00	4	4
=====	=====	=====
Hour Totals	20	20

\*\*\*\*\*

10-77

Greiner, Inc.  
Traffic Counts  
Volume by Lane Report

Page 18

\*\*\*\*\*  
Data File : D0114005.PRN  
Station : 000000000015  
Identification : 000000000015  
\*\*\*\*\*

Lanes 1-1 are Eastbound

Mon - Jan 14, 91

Lane	1	Total
06:15	11	11
06:30	25	25
06:45	22	22
07:00	16	16
===== Hour Totals	74	74
07:15	27	27
07:30	44	44
07:45	37	37
08:00	85	85
===== Hour Totals	193	193
08:15	93	93
08:30	85	85
08:45	114	114
09:00	81	81
===== Hour Totals	373	373
09:15	105	105
09:30	87	87
09:45	94	94
10:00	47	47
===== Hour Totals	333	333
10:15	86	86
10:30	71	71
10:45	61	61
11:00	67	67
===== Hour Totals	285	285
11:15	96	96
11:30	122	122
11:45	132	132
12:00	181	181
===== Hour Totals	531	531
12:15	188	188
12:30	164	164
12:45	143	143

\*\*\*\*\*

Greiner, Inc.  
Traffic Counts  
Volume by Lane Report

Page 19

\*\*\*\*\*  
Data File : D0114005.PRN  
Station : 0000000000015  
Identification : 0000000000015  
\*\*\*\*\*

Lanes 1-1 are Eastbound

Mon - Jan 14, 91

Lane	1	Total
-----	-----	-----
13:00	140	140
=====	=====	=====
Hour Totals	635	635
13:15	144	144
13:30	110	110
13:45	124	124
14:00	117	117
=====	=====	=====
Hour Totals	495	495
14:15	93	93
14:30	99	99
14:45	108	108
15:00	100	100
=====	=====	=====
Hour Totals	400	400
15:15	96	96
15:30	155	155
15:45	106	106
16:00	154	154
=====	=====	=====
Hour Totals	511	511
16:15	193	193
16:30	173	173
16:45	250	250
17:00	223	223
=====	=====	=====
Hour Totals	839	839
17:15	206	206
17:30	234	234
17:45	189	189
18:00	110	110
=====	=====	=====
Hour Totals	739	739
18:15	98	98
18:30	81	81
18:45	86	86
19:00	58	58
=====	=====	=====
Hour Totals	323	323

\*\*\*\*\*

10-79

Greiner, Inc.  
Traffic Counts  
Volume by Lane Report

Page 20

\*\*\*\*\*  
Data File : D0114005.PRN  
Station : 000000000015  
Identification : 000000000015  
\*\*\*\*\*  
Lanes 1-1 are Eastbound

Mon - Jan 14, 91

Lane	1	Total
19:15	77	77
19:30	67	67
19:45	49	49
20:00	58	58
=====	=====	=====
Hour Totals	251	251
20:15	52	52
20:30	47	47
20:45	47	47
21:00	40	40
=====	=====	=====
Hour Totals	186	186
21:15	44	44
21:30	33	33
21:45	26	26
22:00	22	22
=====	=====	=====
Hour Totals	125	125
22:15	20	20
22:30	19	19
22:45	13	13
23:00	13	13
=====	=====	=====
Hour Totals	65	65
23:15	13	13
23:30	19	19
23:45	10	10
24:00	8	8
=====	=====	=====
Hour Totals	50	50
=====	=====	=====
Grand Totals	6489	6489
Percentages	100.0	

\*\*\*\*\*

Greiner, Inc.  
Traffic Counts  
Volume by Lane Report

Page

\*\*\*\*\*

Data File : D0115002.PRN  
Station : 0000000000015 Count ratio : 2.00  
Identification : 0000000000015 Interval : 15 minutes  
Start date : Jan 15, 91 Start time : 00:00  
Stop date : Jan 15, 91 Stop time : 24:00  
City/Town : TAMPA County : HILLSBOROUGH  
Location : CYPRESS West of DALE MARRY (EB)

\*\*\*\*\*

Lanes 1-1 are Eastbound

Tue - Jan 15, 91

Lane	1	Total
00:15	8	8
00:30	7	7
00:45	6	6
01:00	5	5
===== Hour Totals	26	26
01:15	14	14
01:30	4	4
01:45	4	4
02:00	1	1
===== Hour Totals	23	23
02:15	7	7
02:30	6	6
02:45	4	4
03:00	9	9
===== Hour Totals	26	26
03:15	4	4
03:30	2	2
03:45	1	1
04:00	3	3
===== Hour Totals	10	10
04:15	2	2
04:30	2	2
04:45	2	2
05:00	4	4
===== Hour Totals	10	10
05:15	4	4
05:30	4	4
05:45	6	6
06:00	7	7
===== Hour Totals	21	21

\*\*\*\*\*

10-81

Greiner, Inc.  
Traffic Counts  
Volume by Lane Report

Page (

\*\*\*\*\*

Data File : D0115002.PRN  
Station : 000000000015  
Identification : 000000000015

\*\*\*\*\*

Lanes 1-1 are Eastbound

Tue - Jan 15, 91

Lane	1	Total
06:15	13	13
06:30	19	19
06:45	13	13
07:00	25	25
===== Hour Totals	70	70
07:15	56	56
07:30	55	55
07:45	68	68
08:00	71	71
===== Hour Totals	250	250
08:15	89	89
08:30	82	82
08:45	88	88
09:00	78	78
===== Hour Totals	337	337
09:15	57	57
09:30	87	87
09:45	77	77
10:00	88	88
===== Hour Totals	309	309
10:15	85	85
10:30	88	88
10:45	92	92
11:00	94	94
===== Hour Totals	359	359
11:15	88	88
11:30	113	113
11:45	88	88
12:00	137	137
===== Hour Totals	426	426
12:15	154	154
12:30	115	115
12:45	113	113

\*\*\*\*\*

10-82

Greiner, Inc.  
Traffic Counts  
Volume by Lane Report

Page 7

\*\*\*\*\*  
Data File : D0115002.PRN  
Station : 0000000000015  
Identification : 0000000000015  
\*\*\*\*\*

Lanes 1-1 are Eastbound  
-----

Tue - Jan 15, 91

Lane	1	Total
-----	-----	-----
13:00	116	116
=====	=====	=====
Hour Totals	498	498
13:15	115	115
13:30	108	108
13:45	102	102
14:00	106	106
=====	=====	=====
Hour Totals	431	431
14:15	97	97
14:30	113	113
14:45	87	87
15:00	97	97
=====	=====	=====
Hour Totals	394	394
15:15	106	106
15:30	82	82
15:45	135	135
16:00	143	143
=====	=====	=====
Hour Totals	466	466
16:15	169	169
16:30	219	219
16:45	173	173
17:00	178	178
=====	=====	=====
Hour Totals	739	739
17:15	217	217
17:30	218	218
17:45	208	208
18:00	130	130
=====	=====	=====
Hour Totals	773	773
18:15	110	110
18:30	86	86
18:45	91	91
19:00	83	83
=====	=====	=====
Hour Totals	370	370

\*\*\*\*\*

10-83



Greiner, Inc.  
Traffic Counts  
Volume by Lane Report

Page 1

\*\*\*\*\*  
Data File : D0115002.PRN  
Station : 000000000015  
Identification : 000000000015  
\*\*\*\*\*

Lanes 1-1 are Eastbound  
-----

Tue - Jan 15, 91

Lane	1	Total
-----	-----	-----
19:15	69	69
19:30	72	72
19:45	43	43
20:00	39	39
=====	=====	=====
Hour Totals	223	223
20:15	40	40
20:30	56	56
20:45	48	48
21:00	48	48
=====	=====	=====
Hour Totals	192	192
21:15	47	47
21:30	52	52
21:45	37	37
22:00	34	34
=====	=====	=====
Hour Totals	170	170
22:15	32	32
22:30	13	13
22:45	22	22
23:00	18	18
=====	=====	=====
Hour Totals	85	85
23:15	11	11
23:30	11	11
23:45	13	13
24:00	20	20
=====	=====	=====
Hour Totals	55	55
=====	=====	=====
Grand Totals	6263	6263
Percentages	100.0	

\*\*\*\*\*

Greiner, Inc.  
Traffic Counts  
Volume by Lane Report

Page 1

\*\*\*\*\*

Data File	: D0109004.PRN	
Station	: 0000000000010	Count ratio : 2.00
Identification	: 0000000000010	Interval : 15 minutes
Start date	: Jan 9, 91	Start time : 00:00
Stop date	: Jan 9, 91	Stop time : 24:00
City/Town	: TAMPA	County : HILLSBOROUGH
Location	: CYPRESS East of DALE MABRY (WE)	

\*\*\*\*\*

Lanes 1-1 are Westbound

-----  
Wed - Jan 9, 91

Lane	1	Total
-----	-----	-----
00:15	3	3
00:30	6	6
00:45	2	2
01:00	7	7
=====	=====	=====
Hour Totals	18	18
01:15	9	9
01:30	7	7
01:45	3	3
02:00	2	2
=====	=====	=====
Hour Totals	21	21
02:15	3	3
02:30	2	2
02:45	1	1
03:00	1	1
=====	=====	=====
Hour Totals	7	7
03:15	2	2
03:30	1	1
03:45	1	1
04:00	1	1
=====	=====	=====
Hour Totals	5	5
04:15	1	1
04:30	2	2
04:45	2	2
05:00	3	3
=====	=====	=====
Hour Totals	8	8
05:15	3	3
05:30	4	4
05:45	4	4
06:00	7	7
=====	=====	=====
Hour Totals	18	18

\*\*\*\*\*

Greiner, Inc.  
Traffic Counts  
Volume by Lane Report

Page 1

\*\*\*\*\*  
Data File : D0109004.PRN  
Station : 0000000000010  
Identification : 0000000000010  
\*\*\*\*\*  
Lanes 1-1 are Westbound  
-----

Wed - Jan 9, 91

Lane	1	Total
06:15	8	8
06:30	11	11
06:45	20	20
07:00	22	22
=====	=====	=====
Hour Totals	61	61
07:15	38	38
07:30	47	47
07:45	66	66
08:00	84	84
=====	=====	=====
Hour Totals	235	235
08:15	83	83
08:30	78	78
08:45	62	62
09:00	79	79
=====	=====	=====
Hour Totals	302	302
09:15	56	56
09:30	49	49
09:45	42	42
10:00	40	40
=====	=====	=====
Hour Totals	187	187
10:15	41	41
10:30	50	50
10:45	55	55
11:00	63	63
=====	=====	=====
Hour Totals	209	209
11:15	69	69
11:30	78	78
11:45	64	64
12:00	95	95
=====	=====	=====
Hour Totals	306	306
12:15	80	80
12:30	87	87
12:45	93	93

\*\*\*\*\*

10-86

Greiner, Inc.  
Traffic Counts  
Volume by Lane Report

Page 1

\*\*\*\*\*  
Data File : D0109004.PRN  
Station : 000000000010  
Identification : 000000000010  
\*\*\*\*\*

Lanes 1-1 are Westbound

Wed - Jan 9, 91

Lane	1	Total
-----	-----	-----
13:00	85	85
=====	=====	=====
Hour Totals	345	345
13:15	76	76
13:30	77	77
13:45	84	84
14:00	66	66
=====	=====	=====
Hour Totals	303	303
14:15	73	73
14:30	52	52
14:45	71	71
15:00	70	70
=====	=====	=====
Hour Totals	266	266
15:15	69	69
15:30	61	61
15:45	70	70
16:00	86	86
=====	=====	=====
Hour Totals	286	286
16:15	72	72
16:30	69	69
16:45	86	86
17:00	78	78
=====	=====	=====
Hour Totals	305	305
17:15	99	99
17:30	77	77
17:45	93	93
18:00	98	98
=====	=====	=====
Hour Totals	367	367
18:15	87	87
18:30	61	61
18:45	45	45
19:00	44	44
=====	=====	=====
Hour Totals	237	237

\*\*\*\*\*

10-87

Greiner, Inc.  
Traffic Counts  
Volume by Lane Report

Page 1

\*\*\*\*\*  
Data File : D0109004.PRN  
Station : 000000000010  
Identification : 000000000010  
\*\*\*\*\*

Lanes 1-1 are Westbound

-----  
Wed - Jan 9, 91

Lane	1	Total
-----	-----	-----
19:15	29	29
19:30	28	28
19:45	41	41
20:00	29	29
=====	=====	=====
Hour Totals	127	127
20:15	31	31
20:30	20	20
20:45	26	26
21:00	21	21
=====	=====	=====
Hour Totals	98	98
21:15	27	27
21:30	27	27
21:45	28	28
22:00	26	26
=====	=====	=====
Hour Totals	108	108
22:15	12	12
22:30	17	17
22:45	18	18
23:00	14	14
=====	=====	=====
Hour Totals	61	61
23:15	9	9
23:30	11	11
23:45	7	7
24:00	8	8
=====	=====	=====
Hour Totals	35	35
=====	=====	=====
Grand Totals	3915	3915
Percentages	100.0	

\*\*\*\*\*

Greiner, Inc.  
Traffic Counts  
Volume by Lane Report

Page

\*\*\*\*\*

Data File : D0110004.PRN  
Station : 0000000000010 Count ratio : 2.00  
Identification : 0000000000010 Interval : 15 minutes  
Start date : Jan 10, 91 Start time : 00:00  
Stop date : Jan 10, 91 Stop time : 24:00  
City/Town : TAMPA County : HILLSBOROUGH  
Location : CYPRESS East of DALE MABRY (WB)

\*\*\*\*\*

Lanes 1-1 are Westbound

-----  
Thu - Jan 10, 91

Lane	1	Total
-----	-----	-----
00:15	4	4
00:30	3	3
00:45	5	5
01:00	8	8
=====	=====	=====
Hour Totals	20	20
01:15	7	7
01:30	5	5
01:45	6	6
02:00	6	6
=====	=====	=====
Hour Totals	24	24
02:15	3	3
02:30	3	3
02:45	2	2
03:00	1	1
=====	=====	=====
Hour Totals	9	9
03:15	1	1
03:30	2	2
03:45	1	1
04:00	1	1
=====	=====	=====
Hour Totals	5	5
04:15	2	2
04:30	3	3
04:45	2	2
05:00	2	2
=====	=====	=====
Hour Totals	9	9
05:15	3	3
05:30	5	5
05:45	5	5
06:00	8	8
=====	=====	=====
Hour Totals	21	21

\*\*\*\*\*

10-89

Greiner, Inc.  
Traffic Counts  
Volume by Lane Report

Page 1

\*\*\*\*\*  
Data File : D0110004.PRN  
Station : 0000000000010  
Identification : 0000000000010  
\*\*\*\*\*  
Lanes 1-1 are Westbound  
-----

Thu - Jan 10, 91

Lane	1	Total
-----	-----	-----
06:15	9	9
06:30	12	12
06:45	21	21
07:00	26	26
=====	=====	=====
Hour Totals	68	68
07:15	57	57
07:30	61	61
07:45	74	74
08:00	96	96
=====	=====	=====
Hour Totals	288	288
08:15	93	93
08:30	88	88
08:45	82	82
09:00	81	81
=====	=====	=====
Hour Totals	344	344
09:15	58	58
09:30	52	52
09:45	69	69
10:00	72	72
=====	=====	=====
Hour Totals	251	251
10:15	70	70
10:30	61	61
10:45	64	64
11:00	78	78
=====	=====	=====
Hour Totals	273	273
11:15	84	84
11:30	91	91
11:45	81	81
12:00	88	88
=====	=====	=====
Hour Totals	344	344
12:15	94	94
12:30	92	92
12:45	91	91

\*\*\*\*\*

Greiner, Inc.  
Traffic Counts  
Volume by Lane Report

Page 1

\*\*\*\*\*  
Data File : D0110004.PRN  
Station : 000000000010  
Identification : 000000000010  
\*\*\*\*\*

Lanes 1-1 are Westbound

-----  
Thu - Jan 10, 91  
-----

Lane	1	Total
-----	-----	-----
13:00	95	95
=====	=====	=====
Hour Totals	372	372
13:15	86	86
13:30	92	92
13:45	88	88
14:00	84	84
=====	=====	=====
Hour Totals	350	350
14:15	86	86
14:30	63	63
14:45	80	80
15:00	79	79
=====	=====	=====
Hour Totals	308	308
15:15	77	77
15:30	68	68
15:45	79	79
16:00	97	97
=====	=====	=====
Hour Totals	321	321
16:15	81	81
16:30	78	78
16:45	97	97
17:00	88	88
=====	=====	=====
Hour Totals	344	344
17:15	111	111
17:30	88	88
17:45	104	104
18:00	112	112
=====	=====	=====
Hour Totals	415	415
18:15	86	86
18:30	68	68
18:45	51	51
19:00	49	49
=====	=====	=====
Hour Totals	254	254

\*\*\*\*\*

10-91



Greiner, Inc.  
Traffic Counts  
Volume by Lane Report

Page 1

```
*****
Data File       : D0110004.PRN
Station        : 0000000000010
Identification  : 0000000000010
*****
Lanes 1-1 are Westbound
-----
Thu - Jan 10, 91
Lane           1           Total
-----
19:15          33          33
19:30          32          32
19:45          46          46
20:00          33          33
=====
Hour Totals    144          144

20:15          35          35
20:30          23          23
20:45          29          29
21:00          23          23
=====
Hour Totals    110          110

21:15          29          29
21:30          30          30
21:45          31          31
22:00          30          30
=====
Hour Totals    120          120

22:15          13          13
22:30          19          19
22:45          19          19
23:00          16          16
=====
Hour Totals    67           67

23:15          16          16
23:30           8           8
23:45          11          11
24:00           6           6
=====
Hour Totals    41           41

=====
Grand Totals   4502          4502
Percentages    100.0
*****
```

Greiner, Inc.  
Traffic Counts  
Volume by Lane Report

Page 1

\*\*\*\*\*

Data File : D0111004.PRN  
Station : 000000000010 Count ratio : 2.00  
Identification : 000000000010 Interval : 15 minutes  
Start date : Jan 11, 91 Start time : 00:00  
Stop date : Jan 11, 91 Stop time : 24:00  
City/Town : TAMPA County : HILLSBOROUGH  
Location : CYPRESS East of DALE MABRY (WB)

\*\*\*\*\*

Lanes 1-1 are Westbound

Fri - Jan 11, 91

Lane	1	Total
00:15	6	6
00:30	9	9
00:45	6	6
01:00	3	3
===== Hour Totals	24	24
01:15	14	14
01:30	7	7
01:45	1	1
02:00	4	4
===== Hour Totals	26	26
02:15	2	2
02:30	2	2
02:45	1	1
03:00	3	3
===== Hour Totals	8	8
03:15	0	0
03:30	0	0
03:45	3	3
04:00	1	1
===== Hour Totals	4	4
04:15	1	1
04:30	5	5
04:45	4	4
05:00	3	3
===== Hour Totals	13	13
05:15	3	3
05:30	4	4
05:45	10	10
06:00	6	6
===== Hour Totals	23	23

\*\*\*\*\*

10-93

Greiner, Inc.  
Traffic Counts  
Volume by Lane Report

Page 1

\*\*\*\*\*  
Data File : D0111004.PRN  
Station : 000000000010  
Identification : 000000000010  
\*\*\*\*\*

Lanes 1-1 are Westbound

Fri - Jan 11, 91

Lane	1	Total
06:15	6	6
06:30	10	10
06:45	38	38
07:00	32	32
===== Hour Totals	86	86
07:15	70	70
07:30	55	55
07:45	92	92
08:00	104	104
===== Hour Totals	321	321
08:15	113	113
08:30	84	84
08:45	85	85
09:00	82	82
===== Hour Totals	364	364
09:15	58	58
09:30	62	62
09:45	72	72
10:00	72	72
===== Hour Totals	264	264
10:15	69	69
10:30	69	69
10:45	77	77
11:00	77	77
===== Hour Totals	292	292
11:15	87	87
11:30	93	93
11:45	89	89
12:00	96	96
===== Hour Totals	365	365
12:15	83	83
12:30	93	93
12:45	112	112

\*\*\*\*\*

10-94

Greiner, Inc.  
Traffic Counts  
Volume by Lane Report

Page 1

\*\*\*\*\*  
Data File : D0111004.PRN  
Station : 000000000010  
Identification : 000000000010  
\*\*\*\*\*

Lanes 1-1 are Westbound

Fri - Jan 11, 91

Lane	1	Total
-----	-----	-----
13:00	110	110
=====	=====	=====
Hour Totals	398	398
13:15	100	100
13:30	106	106
13:45	113	113
14:00	88	88
=====	=====	=====
Hour Totals	407	407
14:15	81	81
14:30	75	75
14:45	91	91
15:00	95	95
=====	=====	=====
Hour Totals	342	342
15:15	82	82
15:30	79	79
15:45	86	86
16:00	74	74
=====	=====	=====
Hour Totals	321	321
16:15	102	102
16:30	97	97
16:45	89	89
17:00	92	92
=====	=====	=====
Hour Totals	380	380
17:15	101	101
17:30	131	131
17:45	108	108
18:00	96	96
=====	=====	=====
Hour Totals	436	436
18:15	66	66
18:30	68	68
18:45	63	63
19:00	61	61
=====	=====	=====
Hour Totals	258	258

\*\*\*\*\*

10-95

Greiner, Inc.  
Traffic Counts  
Volume by Lane Report

Page 1

\*\*\*\*\*  
Data File : D0111004.PRN  
Station : 000000000010  
Identification : 000000000010  
\*\*\*\*\*

Lanes 1-1 are Westbound

Fri - Jan 11, 91

Lane	1	Total
19:15	51	51
19:30	45	45
19:45	37	37
20:00	41	41
=====	=====	=====
Hour Totals	174	174
20:15	37	37
20:30	32	32
20:45	29	29
21:00	45	45
=====	=====	=====
Hour Totals	143	143
21:15	45	45
21:30	36	36
21:45	28	28
22:00	26	26
=====	=====	=====
Hour Totals	135	135
22:15	28	28
22:30	26	26
22:45	27	27
23:00	24	24
=====	=====	=====
Hour Totals	105	105
23:15	20	20
23:30	18	18
23:45	18	18
24:00	15	15
=====	=====	=====
Hour Totals	71	71
=====	=====	=====
Grand Totals	4960	4960
Percentages	100.0	

\*\*\*\*\*

Greiner, Inc.  
Traffic Counts  
Volume by Lane Report

Page 10

```
*****
Data File       : D0112004.PRN
Station        : 000000000010
Identification  : 000000000010
Start date     : Jan 12, 91
Stop date      : Jan 12, 91
City/Town      : TAMPA
Location       : CYPRESS East of DALE MABRY (WB)
Count ratio    : 2.00
Interval       : 15 minutes
Start time     : 00:00
Stop time      : 24:00
County         : HILLSBOROUGH
*****
```

Lanes 1-1 are Westbound

Sat - Jan 12, 91

Lane	1	Total
00:15	15	15
00:30	17	17
00:45	11	11
01:00	12	12
====	====	====
Hour Totals	55	55
01:15	3	3
01:30	10	10
01:45	2	2
02:00	8	8
====	====	====
Hour Totals	23	23
02:15	7	7
02:30	8	8
02:45	2	2
03:00	5	5
====	====	====
Hour Totals	22	22
03:15	2	2
03:30	4	4
03:45	0	0
04:00	5	5
====	====	====
Hour Totals	11	11
04:15	6	6
04:30	5	5
04:45	3	3
05:00	3	3
====	====	====
Hour Totals	17	17
05:15	3	3
05:30	2	2
05:45	1	1
06:00	6	6
====	====	====
Hour Totals	12	12

\*\*\*\*\*

10-97

Greiner, Inc.  
Traffic Counts  
Volume by Lane Report

Page 14

\*\*\*\*\*  
Data File : D0112004.PRN  
Station : 000000000010  
Identification : 000000000010  
\*\*\*\*\*  
Lanes 1-1 are Westbound

Sat - Jan 12, 91

Lane	1	Total
06:15	5	5
06:30	10	10
06:45	9	9
07:00	6	6
===== Hour Totals	30	30
07:15	9	9
07:30	15	15
07:45	14	14
08:00	27	27
===== Hour Totals	65	65
08:15	26	26
08:30	37	37
08:45	34	34
09:00	52	52
===== Hour Totals	149	149
09:15	29	29
09:30	34	34
09:45	48	48
10:00	43	43
===== Hour Totals	154	154
10:15	55	55
10:30	48	48
10:45	50	50
11:00	52	52
===== Hour Totals	205	205
11:15	60	60
11:30	49	49
11:45	47	47
12:00	49	49
===== Hour Totals	205	205
12:15	70	70
12:30	74	74
12:45	61	61

\*\*\*\*\*

10-98

Greiner, Inc.  
Traffic Counts  
Volume by Lane Report

Page 15

\*\*\*\*\*  
Data File : D0112004.PRN  
Station : 0000000000010  
Identification : 0000000000010  
\*\*\*\*\*

Lanes 1-1 are Westbound  
-----

Sat - Jan 12, 91

Lane	1	Total
-----	-----	-----
13:00	67	67
=====	=====	=====
Hour Totals	272	272
13:15	59	59
13:30	52	52
13:45	41	41
14:00	62	62
=====	=====	=====
Hour Totals	214	214
14:15	46	46
14:30	65	65
14:45	56	56
15:00	38	38
=====	=====	=====
Hour Totals	205	205
15:15	43	43
15:30	49	49
15:45	50	50
16:00	44	44
=====	=====	=====
Hour Totals	186	186
16:15	41	41
16:30	45	45
16:45	53	53
17:00	43	43
=====	=====	=====
Hour Totals	182	182
17:15	48	48
17:30	48	48
17:45	46	46
18:00	33	33
=====	=====	=====
Hour Totals	175	175
18:15	59	59
18:30	44	44
18:45	38	38
19:00	52	52
=====	=====	=====
Hour Totals	193	193

\*\*\*\*\*

10-99



Greiner, Inc.  
Traffic Counts  
Volume by Lane Report

Page 16

\*\*\*\*\*  
Data File : D0112004.PRN  
Station : 000000000010  
Identification : 000000000010  
\*\*\*\*\*

Lanes 1-1 are Westbound

Sat - Jan 12, 91

Lane	1	Total
19:15	36	36
19:30	24	24
19:45	27	27
20:00	26	26
=====	=====	=====
Hour Totals	113	113
20:15	32	32
20:30	23	23
20:45	34	34
21:00	32	32
=====	=====	=====
Hour Totals	121	121
21:15	17	17
21:30	25	25
21:45	18	18
22:00	16	16
=====	=====	=====
Hour Totals	76	76
22:15	34	34
22:30	24	24
22:45	19	19
23:00	17	17
=====	=====	=====
Hour Totals	94	94
23:15	31	31
23:30	9	9
23:45	12	12
24:00	16	16
=====	=====	=====
Hour Totals	68	68
=====	=====	=====
Grand Totals	2847	2847
Percentages	100.0	

\*\*\*\*\*

Greiner, Inc.  
Traffic Counts  
Volume by Lane Report

Page 13

\*\*\*\*\*  
Data File : D0113004.PRN  
Station : 000000000010 Count ratio : 2.00  
Identification : 000000000010 Interval : 15 minutes  
Start date : Jan 13, 91 Start time : 00:00  
Stop date : Jan 13, 91 Stop time : 24:00  
City/Town : TAMPA County : HILLSBOROUGH  
Location : CYPRESS East of DALE MABRY (WB)  
\*\*\*\*\*  
Lanes 1-1 are Westbound

-----  
Sun - Jan 13, 91  
Lane 1 Total  
-----  
00:15 16 16  
00:30 13 13  
00:45 14 14  
01:00 17 17  
=====

Hour Totals 60 60

01:15 12 12  
01:30 7 7  
01:45 5 5  
02:00 6 6  
=====

Hour Totals 30 30

02:15 6 6  
02:30 3 3  
02:45 3 3  
03:00 6 6  
=====

Hour Totals 18 18

03:15 3 3  
03:30 3 3  
03:45 3 3  
04:00 4 4  
=====

Hour Totals 13 13

04:15 1 1  
04:30 4 4  
04:45 0 0  
05:00 4 4  
=====

Hour Totals 9 9

05:15 2 2  
05:30 2 2  
05:45 1 1  
06:00 6 6  
=====

Hour Totals 11 11

\*\*\*\*\*

10-101

Greiner, Inc.  
Traffic Counts  
Volume by Lane Report

Page 14

\*\*\*\*\*  
Data File : D0113004.PRN  
Station : 000000000010  
Identification : 000000000010  
\*\*\*\*\*  
Lanes 1-1 are Westbound

Sun - Jan 13, 91

Lane	1	Total
06:15	2	2
06:30	5	5
06:45	5	5
07:00	3	3
===== Hour Totals	15	15
07:15	5	5
07:30	6	6
07:45	10	10
08:00	8	8
===== Hour Totals	29	29
08:15	16	16
08:30	8	8
08:45	17	17
09:00	18	18
===== Hour Totals	59	59
09:15	17	17
09:30	18	18
09:45	23	23
10:00	19	19
===== Hour Totals	77	77
10:15	18	18
10:30	23	23
10:45	30	30
11:00	40	40
===== Hour Totals	111	111
11:15	34	34
11:30	38	38
11:45	43	43
12:00	29	29
===== Hour Totals	144	144
12:15	34	34
12:30	37	37
12:45	28	28

\*\*\*\*\*

10-102

Greiner, Inc.  
Traffic Counts  
Volume by Lane Report

Page 15

\*\*\*\*\*  
Data File : D0113004.PRN  
Station : 000000000010  
Identification : 000000000010  
\*\*\*\*\*

Lanes 1-1 are Westbound

Sun - Jan 13, 91

Lane	1	Total
-----	-----	-----
13:00	62	62
=====	=====	=====
Hour Totals	161	161
13:15	66	66
13:30	46	46
13:45	40	40
14:00	32	32
=====	=====	=====
Hour Totals	184	184
14:15	37	37
14:30	34	34
14:45	43	43
15:00	35	35
=====	=====	=====
Hour Totals	149	149
15:15	35	35
15:30	44	44
15:45	35	35
16:00	46	46
=====	=====	=====
Hour Totals	160	160
16:15	53	53
16:30	45	45
16:45	31	31
17:00	26	26
=====	=====	=====
Hour Totals	155	155
17:15	29	29
17:30	34	34
17:45	29	29
18:00	18	18
=====	=====	=====
Hour Totals	110	110
18:15	28	28
18:30	34	34
18:45	20	20
19:00	30	30
=====	=====	=====
Hour Totals	112	112

\*\*\*\*\*

10-103

Greiner, Inc.  
Traffic Counts  
Volume by Lane Report

Page 16

\*\*\*\*\*  
Data File : D0113004.PRN  
Station : 000000000010  
Identification : 000000000010  
\*\*\*\*\*

Lanes 1-1 are Westbound

Sun - Jan 13, 91

Lane	1	Total
19:15	20	20
19:30	24	24
19:45	18	18
20:00	18	18
=====	=====	=====
Hour Totals	80	80
20:15	20	20
20:30	17	17
20:45	12	12
21:00	17	17
=====	=====	=====
Hour Totals	66	66
21:15	20	20
21:30	10	10
21:45	14	14
22:00	16	16
=====	=====	=====
Hour Totals	60	60
22:15	16	16
22:30	18	18
22:45	11	11
23:00	13	13
=====	=====	=====
Hour Totals	58	58
23:15	8	8
23:30	6	6
23:45	11	11
24:00	6	6
=====	=====	=====
Hour Totals	31	31
=====	=====	=====
Grand Totals	1902	1902
Percentages	100.0	

\*\*\*\*\*

Greiner, Inc.  
Traffic Counts  
Volume by Lane Report

Page 25

```
*****
Data File       : D0114008.PRN
Station        : 000000000010
Identification  : 000000000010
Start date     : Jan 14, 91
Stop date      : Jan 14, 91
City/Town      : TAMPA
Location       : CYPRESS East of DALE MABRY (WB)
Count ratio    : 2.00
Interval       : 15 minutes
Start time     : 00:00
Stop time      : 24:00
County         : HILLSBOROUGH
*****
Lanes 1-1 are Westbound
```

```
-----
Mon - Jan 14, 91
Lane          1          Total
-----
00:15         7          7
00:30        10         10
00:45         6          6
01:00         3          3
=====
Hour Totals   26         26

01:15         3          3
01:30         1          1
01:45         0          0
02:00         3          3
=====
Hour Totals   7          7

02:15         3          3
02:30         0          0
02:45         0          0
03:00         3          3
=====
Hour Totals   6          6

03:15         6          6
03:30         0          0
03:45         3          3
04:00         1          1
=====
Hour Totals  10         10

04:15         1          1
04:30         0          0
04:45         3          3
05:00         2          2
=====
Hour Totals   6          6

05:15         4          4
05:30         5          5
05:45         7          7
06:00         3          3
=====
Hour Totals  19         19
```

\*\*\*\*\*

10-105

Greiner, Inc.  
Traffic Counts  
Volume by Lane Report

Page 30

\*\*\*\*\*  
Data File : D0114008.PRN  
Station : 0000000000010  
Identification : 0000000000010  
\*\*\*\*\*  
Lanes 1-1 are Westbound

Mon - Jan 14, 91

Lane	1	Total
06:15	8	8
06:30	16	16
06:45	20	20
07:00	27	27
===== Hour Totals	71	71
07:15	57	57
07:30	58	58
07:45	78	78
08:00	115	115
===== Hour Totals	308	308
08:15	99	99
08:30	105	105
08:45	66	66
09:00	64	64
===== Hour Totals	334	334
09:15	65	65
09:30	59	59
09:45	61	61
10:00	71	71
===== Hour Totals	256	256
10:15	72	72
10:30	68	68
10:45	72	72
11:00	75	75
===== Hour Totals	287	287
11:15	76	76
11:30	82	82
11:45	75	75
12:00	100	100
===== Hour Totals	333	333
12:15	81	81
12:30	100	100
12:45	104	104

\*\*\*\*\*

10-106

Greiner, Inc.  
Traffic Counts  
Volume by Lane Report

Page 31

\*\*\*\*\*  
Data File : D0114008.PRN  
Station : 000000000010  
Identification : 000000000010  
\*\*\*\*\*

Lanes 1-1 are Westbound

-----  
Mon - Jan 14, 91  
-----

Lane	1	Total
-----	-----	-----
13:00	102	102
=====	=====	=====
Hour Totals	387	387
13:15	87	87
13:30	122	122
13:45	94	94
14:00	76	76
=====	=====	=====
Hour Totals	379	379
14:15	65	65
14:30	71	71
14:45	74	74
15:00	59	59
=====	=====	=====
Hour Totals	269	269
15:15	85	85
15:30	78	78
15:45	80	80
16:00	92	92
=====	=====	=====
Hour Totals	335	335
16:15	92	92
16:30	78	78
16:45	82	82
17:00	79	79
=====	=====	=====
Hour Totals	331	331
17:15	99	99
17:30	87	87
17:45	75	75
18:00	78	78
=====	=====	=====
Hour Totals	339	339
18:15	73	73
18:30	66	66
18:45	62	62
19:00	42	42
=====	=====	=====
Hour Totals	243	243

\*\*\*\*\*

10-107



Greiner, Inc.  
Traffic Counts  
Volume by Lane Report

Page 38

\*\*\*\*\*  
Data File : D0114008.PRN  
Station : 000000000010  
Identification : 000000000010  
\*\*\*\*\*

Lanes 1-1 are Westbound

Mon - Jan 14, 91

Lane	1	Total
19:15	50	50
19:30	36	36
19:45	24	24
20:00	37	37
===== Hour Totals	147	147
20:15	29	29
20:30	22	22
20:45	27	27
21:00	38	38
===== Hour Totals	116	116
21:15	15	15
21:30	22	22
21:45	27	27
22:00	19	19
===== Hour Totals	83	83
22:15	21	21
22:30	18	18
22:45	17	17
23:00	17	17
===== Hour Totals	73	73
23:15	1	1
23:30	9	9
23:45	11	11
24:00	10	10
===== Hour Totals	31	31
===== Grand Totals	4396	4396
Percentages	100.0	

\*\*\*\*\*

Greiner, Inc.  
Traffic Counts  
Volume by Lane Report

Page 1

\*\*\*\*\*  
Data File : D0115004.PRN  
Station : 000000000010 Count ratio : 2.00  
Identification : 000000000010 Interval : 15 minutes  
Start date : Jan 15, 91 Start time : 00:00  
Stop date : Jan 15, 91 Stop time : 24:00  
City/Town : TAMPA County : HILLSBOROUGH  
Location : CYPRESS East of DALE MABRY (WB)  
\*\*\*\*\*

Lanes 1-1 are Westbound  
-----

Tue - Jan 15, 91

Lane	1	Total
-----	-----	-----
00:15	7	7
00:30	3	3
00:45	0	0
01:00	6	6
=====	=====	=====
Hour Totals	16	16
01:15	8	8
01:30	5	5
01:45	2	2
02:00	1	1
=====	=====	=====
Hour Totals	16	16
02:15	0	0
02:30	2	2
02:45	4	4
03:00	3	3
=====	=====	=====
Hour Totals	9	9
03:15	3	3
03:30	0	0
03:45	2	2
04:00	0	0
=====	=====	=====
Hour Totals	5	5
04:15	0	0
04:30	2	2
04:45	0	0
05:00	2	2
=====	=====	=====
Hour Totals	4	4
05:15	5	5
05:30	5	5
05:45	6	6
06:00	10	10
=====	=====	=====
Hour Totals	26	26

\*\*\*\*\*

10-109

Greiner, Inc.  
Traffic Counts  
Volume by Lane Report

Page 2

\*\*\*\*\*  
Data File : D0115004.PRN  
Station : 000000000010  
Identification : 000000000010  
\*\*\*\*\*

Lanes 1-1 are Westbound

Tue - Jan 15, 91

Lane	1	Total
06:15	6	6
06:30	17	17
06:45	24	24
07:00	35	35
===== Hour Totals	82	82
07:15	70	70
07:30	60	60
07:45	89	89
08:00	108	108
===== Hour Totals	327	327
08:15	87	87
08:30	88	88
08:45	67	67
09:00	46	46
===== Hour Totals	288	288
09:15	61	61
09:30	46	46
09:45	59	59
10:00	48	48
===== Hour Totals	214	214
10:15	61	61
10:30	73	73
10:45	65	65
11:00	68	68
===== Hour Totals	267	267
11:15	81	81
11:30	69	69
11:45	80	80
12:00	83	83
===== Hour Totals	313	313
12:15	81	81
12:30	82	82
12:45	86	86

\*\*\*\*\*

Greiner, Inc.  
Traffic Counts  
Volume by Lane Report

Page 1

\*\*\*\*\*  
Data File : D0115004.PRN  
Station : 000000000010  
Identification : 000000000010  
\*\*\*\*\*

Lanes 1-1 are Westbound

Tue - Jan 15, 91

Lane	1	Total
-----	-----	-----
13:00	90	90
=====	=====	=====
Hour Totals	339	339
13:15	105	105
13:30	75	75
13:45	84	84
14:00	84	84
=====	=====	=====
Hour Totals	348	348
14:15	65	65
14:30	75	75
14:45	72	72
15:00	77	77
=====	=====	=====
Hour Totals	289	289
15:15	82	82
15:30	65	65
15:45	81	81
16:00	50	50
=====	=====	=====
Hour Totals	278	278
16:15	76	76
16:30	89	89
16:45	89	89
17:00	90	90
=====	=====	=====
Hour Totals	344	344
17:15	105	105
17:30	86	86
17:45	62	62
18:00	75	75
=====	=====	=====
Hour Totals	328	328
18:15	59	59
18:30	59	59
18:45	32	32
19:00	28	28
=====	=====	=====
Hour Totals	178	178

\*\*\*\*\*

10-111

Greiner, Inc.  
Traffic Counts  
Volume by Lane Report

Page 4

\*\*\*\*\*  
Data File : D0115004.PRN  
Station : 000000000010  
Identification : 000000000010  
\*\*\*\*\*

Lanes 1-1 are Westbound

Tue - Jan 15, 91

Lane	1	Total
19:15	30	30
19:30	30	30
19:45	36	36
20:00	35	35
=====	=====	=====
Hour Totals	131	131
20:15	28	28
20:30	32	32
20:45	28	28
21:00	17	17
=====	=====	=====
Hour Totals	105	105
21:15	21	21
21:30	31	31
21:45	25	25
22:00	15	15
=====	=====	=====
Hour Totals	92	92
22:15	30	30
22:30	14	14
22:45	10	10
23:00	7	7
=====	=====	=====
Hour Totals	61	61
23:15	9	9
23:30	8	8
23:45	7	7
24:00	8	8
=====	=====	=====
Hour Totals	32	32
=====	=====	=====
Grand Totals	4092	4092
Percentages	100.0	

\*\*\*\*\*

SECTION 10B

Greiner Inc.

REFERENCE:  
INTERSECTION OF Dale Mabry AND Cypress  
NAME OF COUNTER: TAC/BB  
WEATHER: Good

FILENAME: DM-CY-A

DATE: 1 / 9 / 91

PERIOD BEGIN	--NORTH BOUND--			--SOUTH BOUND--			--EAST BOUND--			--WEST BOUND--			VEHICLE TOTAL
	LT	THRU	RT	LT	THRU	RT	LT	THRU	RT	LT	THRU	RT	
06:30	4	191	5	7	207	5	12	7	8	2	14	4	466
06:45	7	235	6	36	260	23	6	15	8	2	17	3	618
HR TOTAL	11	426	11	43	467	28	18	22	16	4	31	7	1084
			( 448)			( 538)			( 56)			( 42)	
07:00	6	251	5	16	282	15	18	15	8	4	28	6	654
07:15	8	296	5	27	372	24	12	16	9	10	28	9	816
07:30	20	379	5	20	319	45	23	36	15	11	37	18	928
07:45	21	358	10	31	326	29	25	32	6	16	55	13	922
HR TOTAL	55	1284	25	94	1299	113	78	99	38	41	148	46	3320
			( 1364)			( 1506)			( 215)			( 235)	
08:00	14	356	11	35	344	36	28	41	11	15	53	15	959
08:15	22	316	10	31	375	20	30	52	15	20	39	19	949
08:30	14	305	12	31	333	42	26	48	10	17	33	12	883
08:45	8	276	10	33	354	46	30	33	15	21	42	16	884
HR TOTAL	58	1253	43	130	1406	144	114	174	51	73	167	62	3675
			( 1354)			( 1680)			( 339)			( 302)	
09:00	12	252	5	29	312	39	44	39	14	15	30	11	802
09:15	10	245	6	24	260	36	37	32	8	13	27	9	707
HR TOTAL	22	497	11	53	572	75	81	71	22	28	57	20	1509
			( 530)			( 700)			( 174)			( 105)	
DAY TOTAL	146	3460	90	320	3744	360	291	366	127	146	403	135	9588

FOR THE PERIOD 06:30 - 09:30 THE PEAK HOUR IS 07:30 - 08:30

DIRECTION	PEAK HR FACTOR	---- VOLUMES ----			---- PERCENTS ----		
		LEFT	THRU	RIGHT	LEFT	THRU	RIGHT
NORTH	0.94	77	1409	36 ( 1522)	5	93	2
SOUTH	0.95	117	1364	130 ( 1611)	7	85	8
EAST	0.81	106	161	47 ( 314)	34	51	15
WEST	0.93	62	184	65 ( 311)	20	59	21
				( 3758)			

Greiner Inc.

REFERENCE:

INTERSECTION OF Dale Mabry AND Cypress

NAME OF COUNTER: TAC/BB

WEATHER: Good

FILENAME: DM-CY-M

DATE: 1 / 9 / 91

PERIOD BEGIN	--NORTH BOUND--			--SOUTH BOUND--			--EAST BOUND--			--WEST BOUND--			VEHICLE TOTAL
	LT	THRU	RT	LT	THRU	RT	LT	THRU	RT	LT	THRU	RT	
11:00	21	324	17	34	380	23	34	33	15	11	40	18	950
11:15	14	341	7	37	342	24	44	46	19	15	42	21	952
11:30	19	397	11	32	428	18	46	80	27	23	31	10	1122
11:45	12	346	13	47	398	23	42	61	26	26	43	26	1063
HR TOTAL	66	1408	48	150	1548	88	166	220	87	75	156	75	4087
			( 1522)			( 1786)			( 473)			( 306)	
12:00	13	417	14	39	413	16	45	65	32	15	39	26	1134
12:15	14	383	4	36	384	34	42	53	12	19	53	15	1049
12:30	18	404	15	38	349	26	58	84	29	25	43	25	1114
12:45	15	435	12	34	408	20	40	53	20	22	42	21	1122
HR TOTAL	60	1639	45	147	1554	96	185	255	93	81	177	87	4419
			( 1744)			( 1797)			( 533)			( 345)	
DAY TOTAL	126	3047	93	297	3102	184	351	475	180	156	333	162	8506

FOR THE PERIOD 11:00 - 13:00 THE PEAK HOUR IS 12:00 - 13:00

DIRECTION	PEAK HR FACTOR	--- VOLUMES ---			--- PERCENTS ---			
		LEFT	THRU	RIGHT	LEFT	THRU	RIGHT	
NORTH	0.94	60	1639	45	( 1744)	3	94	3
SOUTH	0.96	147	1554	96	( 1797)	8	86	5
EAST	0.78	185	255	93	( 533)	35	48	17
WEST	0.93	81	177	87	( 345)	23	51	25
					( 4419)			



## Greiner Inc.

REFERENCE: C2380.05  
 INTERSECTION OF DALE MABRY AND CYPRESS  
 NAME OF COUNTER: TAC/BB  
 WEATHER: FAIR

FILENAME: DM-CY-P

DATE: 1 / 10 / 91

PERIOD BEGIN	--NORTH BOUND--			--SOUTH BOUND--			--EAST BOUND--			--WEST BOUND--			VEHICLE TOTAL
	LT	THRU	RT	LT	THRU	RT	LT	THRU	RT	LT	THRU	RT	
15:30	14	433	11	37	325	18	25	33	4	14	50	15	979
15:45	5	446	9	22	317	27	37	68	11	12	67	18	1039
HR TOTAL	19	879	20	59	642	45	62	101	15	26	117	33	2018
	( 918)			( 746)			( 178)			( 176)			
16:00	9	435	13	35	347	22	62	56	22	10	48	23	1082
16:15	13	399	10	28	338	17	47	61	12	14	35	29	1003
16:30	5	464	8	28	333	29	78	66	16	22	50	25	1124
16:45	19	445	15	23	336	14	58	48	20	14	51	23	1066
HR TOTAL	46	1743	46	114	1354	82	245	231	70	60	184	100	4275
	( 1835)			( 1550)			( 546)			( 344)			
17:00	7	493	6	29	336	21	64	89	14	21	60	30	1170
17:15	13	425	21	30	393	26	61	71	13	16	53	19	1141
17:30	14	365	11	34	295	24	64	84	15	19	69	16	1010
17:45	10	378	10	22	281	29	57	73	11	12	74	26	983
HR TOTAL	44	1661	48	115	1305	100	246	317	53	68	256	91	4304
	( 1753)			( 1520)			( 616)			( 415)			
18:00	13	402	7	27	331	23	39	41	19	22	46	18	988
18:15	8	335	7	18	305	29	32	41	14	20	31	17	857
HR TOTAL	21	737	14	45	636	52	71	82	33	42	77	35	1845
	( 772)			( 733)			( 186)			( 154)			
DAY TOTAL	130	5020	128	333	3937	279	624	731	171	196	634	259	12442

FOR THE PERIOD 15:30 - 18:30 THE PEAK HOUR IS 16:30 - 17:30

DIRECTION	PEAK HR FACTOR	--- VOLUMES ---			--- PERCENTS ---		
		LEFT	THRU	RIGHT	LEFT	THRU	RIGHT
NORTH	0.95	44	1827	50 ( 1921)	2	95	3
SOUTH	0.89	110	1398	90 ( 1598)	7	87	6
EAST	0.90	261	274	63 ( 598)	44	46	11
WEST	0.86	73	214	97 ( 384)	19	56	25
				( 4501)			

Greiner Inc.

REFERENCE: C2380.05  
INTERSECTION OF DALE MABRY AND CYPRESS  
NAME OF COUNTER: BB  
WEATHER: FAIR

FILENAME: DM-CY-N

DATE: 1 / 10 / 91

PERIOD BEGIN	--NORTH BOUND--			--SOUTH BOUND--			--EAST BOUND--			--WEST BOUND--			VEHICLE TOTAL
	LT	THRU	RT	LT	THRU	RT	LT	THRU	RT	LT	THRU	RT	
19:00	7	338	5	6	302	22	24	47	12	11	5	17	796
19:15	7	318	3	9	273	16	21	16	16	9	14	9	711
19:30	7	302	12	11	225	14	27	11	10	12	21	13	665
19:45	4	245	6	11	247	9	31	10	12	11	9	13	608
HR TOTAL	25	1203	26	37	1047	61	103	84	50	43	49	52	2780
			( 1254)			( 1145)			( 237)			( 144)	
20:00	10	280	6	20	227	13	17	34	7	15	12	8	649
20:15	17	209	1	7	233	15	18	32	9	10	1	12	564
20:30	17	206	8	8	215	7	23	35	11	6	15	8	559
20:45	7	234	4	10	251	13	29	23	5	9	7	7	599
HR TOTAL	51	929	19	45	926	48	87	124	32	40	35	35	2371
			( 999)			( 1019)			( 243)			( 110)	
21:00	9	243	2	15	247	13	25	10	6	5	17	7	599
21:15	2	254	0	10	192	3	30	20	3	6	13	11	544
21:30	3	249	0	8	188	5	14	10	4	3	19	9	512
21:45	1	228	0	6	176	3	11	12	1	4	21	5	468
HR TOTAL	15	974	2	39	803	24	80	52	14	18	70	32	2123
			( 991)			( 866)			( 146)			( 120)	
DAY TOTAL	91	3106	47	121	2776	133	270	260	96	101	154	119	7274

FOR THE PERIOD 19:00 - 22:00 THE PEAK HOUR IS 19:00 - 20:00

DIRECTION	PEAK HR FACTOR	--- VOLUMES ---			--- PERCENTS ---			
		LEFT	THRU	RIGHT	LEFT	THRU	RIGHT	
NORTH	0.90	25	1203	26	( 1254)	2	96	2
SOUTH	0.87	37	1047	61	( 1145)	3	91	5
EAST	0.71	103	84	50	( 237)	43	35	21
WEST	0.78	43	49	52	( 144)	30	34	36
					( 2780)			

**SECTION 11**

## Greiner Inc.

REFERENCE: C2380.05  
 INTERSECTION OF HIMES AVE. AND CYPRESS ST.  
 NAME OF COUNTER: TAC/BB  
 WEATHER: GOOD

FILENAME: H-CY-A

DATE: 1 / 17 / 91

PERIOD BEGIN	--NORTH BOUND--			--SOUTH BOUND--			--EAST BOUND--			--WEST BOUND--			VEHICLE TOTAL
	LT	THRU	RT	LT	THRU	RT	LT	THRU	RT	LT	THRU	RT	
06:30	8	14	3	3	21	4	2	15	2	1	11	4	88
06:45	7	31	1	10	47	12	3	16	3	0	21	6	157
HR TOTAL	15	45	4	13	68	16	5	31	5	1	32	10	245
			( 64)			( 97)			( 41)			( 43)	
07:00	3	29	3	11	63	12	4	28	2	2	35	15	207
07:15	8	58	4	11	84	10	3	23	2	4	40	10	257
07:30	9	77	4	15	117	17	6	30	7	1	64	12	359
07:45	10	97	4	21	130	23	6	38	10	8	84	10	441
HR TOTAL	30	261	15	58	394	62	19	119	21	15	223	47	1264
			( 306)			( 514)			( 159)			( 285)	
08:00	11	81	6	21	131	26	7	38	8	5	67	12	413
08:15	8	56	4	24	113	27	9	32	5	1	75	13	367
08:30	6	51	5	18	92	17	6	31	9	1	54	8	298
08:45	10	47	6	20	79	16	7	30	7	1	47	7	277
HR TOTAL	35	235	21	83	415	86	29	131	29	8	243	40	1355
			( 291)			( 584)			( 189)			( 291)	
09:00	12	50	8	10	64	13	15	26	2	2	41	10	253
09:15	11	44	6	9	58	14	9	24	3	1	33	7	219
HR TOTAL	23	94	14	19	122	27	24	50	5	3	74	17	472
			( 131)			( 168)			( 79)			( 94)	
DAY TOTAL	103	635	54	173	999	191	77	331	60	27	572	114	3336

FOR THE PERIOD 06:30 - 09:30 THE PEAK HOUR IS 07:30 - 08:30

DIRECTION	PEAK HR FACTOR	---- VOLUMES ----			--- PERCENTS ---		
		LEFT	THRU	RIGHT	LEFT	THRU	RIGHT
NORTH	0.83	38	311	18 ( 367)	10	85	5
SOUTH	0.93	81	491	93 ( 665)	12	74	14
EAST	0.91	28	138	30 ( 196)	14	70	15
WEST	0.86	15	290	47 ( 352)	4	82	13
				( 1580)			

Greiner Inc.

REFERENCE: C2380.05

FILENAME: H-CY-M

INTERSECTION OF HIMES AVE. AND CYPRESS ST.

NAME OF COUNTER: TAC/BB

WEATHER: GOOD

DATE: 1 / 17 / 91

PERIOD BEGIN	--NORTH BOUND--			--SOUTH BOUND--			--EAST BOUND--			--WEST BOUND--			VEHICLE TOTAL
	LT	THRU	RT	LT	THRU	RT	LT	THRU	RT	LT	THRU	RT	
11:00	3	56	5	27	59	12	16	39	7	1	37	7	269
11:15	6	72	2	19	70	18	12	34	8	5	41	12	299
11:30	8	65	1	16	82	13	11	43	14	7	61	11	332
11:45	4	56	10	21	109	16	15	58	9	6	49	15	368
HR TOTAL	21	249	18	83	320	59	54	174	38	19	188	45	1268
			( 288)			( 462)			( 266)				( 252)
12:00	11	80	3	19	102	17	16	47	11	3	48	10	367
12:15	6	81	6	20	112	29	11	46	4	4	45	17	381
12:30	6	69	8	18	102	17	17	48	10	5	48	17	365
12:45	4	61	5	10	94	11	12	33	8	6	41	11	296
HR TOTAL	27	291	22	67	410	74	56	174	33	18	182	55	1409
			( 340)			( 551)			( 263)				( 255)
DAY TOTAL	48	540	40	150	730	133	110	348	71	37	370	100	2677

FOR THE PERIOD 11:00 - 13:00 THE PEAK HOUR IS 11:45 - 12:45

DIRECTION	PEAK HR FACTOR	---- VOLUMES ----			--- PERCENTS ---			
		LEFT	THRU	RIGHT	LEFT	THRU	RIGHT	
NORTH	0.90	27	286	27	( 340)	8	84	8
SOUTH	0.90	78	425	79	( 582)	13	73	14
EAST	0.89	59	199	34	( 292)	20	68	12
WEST	0.95	18	190	59	( 267)	7	71	22
( 1481)								

## Greiner Inc.

REFERENCE: C2380.05

FILENAME: H-CY-P

INTERSECTION OF HIMES AVE. AND CYPRESS ST.

NAME OF COUNTER: TAC/BB

WEATHER: GOOD

DATE: 1 / 17 / 91

PERIOD BEGIN	--NORTH BOUND--			--SOUTH BOUND--			--EAST BOUND--			--WEST BOUND--			VEHICLE TOTAL
	LT	THRU	RT	LT	THRU	RT	LT	THRU	RT	LT	THRU	RT	
15:30	10	57	7	23	109	18	10	48	3	7	40	14	346
15:45	7	77	5	17	119	25	8	46	6	6	44	18	378
HR TOTAL	17	134	12	40	228	43	18	94	9	13	84	32	724
			( 163)			( 311)			( 121)			( 129)	
16:00	8	90	3	25	104	24	12	60	14	8	54	18	420
16:15	9	106	5	20	106	22	22	46	7	3	48	17	411
16:30	4	113	3	23	134	25	30	59	17	5	55	16	484
16:45	11	128	7	20	136	23	18	81	15	10	65	20	534
HR TOTAL	32	437	18	88	480	94	82	246	53	26	222	71	1849
			( 487)			( 562)			( 381)			( 319)	
17:00	6	137	9	19	132	19	34	70	17	8	66	24	541
17:15	7	125	12	17	114	17	21	99	11	7	61	17	508
17:30	9	118	4	20	94	20	27	98	12	8	64	24	498
17:45	9	88	1	14	109	21	13	58	5	3	56	16	393
HR TOTAL	31	468	26	70	449	77	95	325	45	26	247	81	1940
			( 525)			( 596)			( 465)			( 354)	
18:00	10	78	3	13	88	26	21	46	9	2	51	28	375
18:15	8	61	2	14	79	21	16	33	9	2	37	14	296
HR TOTAL	18	139	5	27	167	47	37	79	18	4	88	42	671
			( 162)			( 241)			( 134)			( 134)	
DAY TOTAL	98	1178	61	225	1324	261	232	744	125	69	641	226	5184

FOR THE PERIOD 15:30 - 18:30 THE PEAK HOUR IS 16:45 - 17:45

DIRECTION	PEAK HR FACTOR	--- VOLUMES ---			--- PERCENTS ---		
		LEFT	THRU	RIGHT	LEFT	THRU	RIGHT
NORTH	0.94	33	508	32 ( 573)	6	89	6
SOUTH	0.88	76	476	79 ( 631)	12	75	13
EAST	0.92	100	348	55 ( 503)	20	69	11
WEST	0.95	33	256	85 ( 374)	9	68	23
				( 2081)			

## Greiner Inc.

REFERENCE: C2380.05  
 INTERSECTION OF HIMES AVE. AND CYPRESS ST.  
 NAME OF COUNTER: MS  
 WEATHER: GOOD

FILENAME: H-CY-N

DATE: 1 / 17 / 91

PERIOD BEGIN	--NORTH BOUND--			--SOUTH BOUND--			--EAST BOUND--			--WEST BOUND--			VEHICLE TOTAL
	LT	THRU	RT	LT	THRU	RT	LT	THRU	RT	LT	THRU	RT	
19:00	5	53	3	9	72	8	9	31	5	0	29	7	231
19:15	0	39	3	9	59	10	11	22	3	3	21	11	191
19:30	3	39	3	9	52	11	7	14	4	4	19	8	173
19:45	3	29	0	9	51	10	6	21	3	1	18	6	157
HR TOTAL	11	160	9	36	234	39	33	88	15	8	87	32	752
	( 180)			( 309)			( 136)			( 127)			
20:00	1	23	2	10	63	2	3	16	4	0	16	4	144
20:15	3	33	0	11	56	5	4	19	4	2	16	5	158
20:30	2	16	0	6	33	6	5	17	4	2	9	5	105
20:45	4	30	0	5	40	3	3	18	3	3	16	6	131
HR TOTAL	10	102	2	32	192	16	15	70	15	7	57	20	538
	( 114)			( 240)			( 100)			( 84)			
21:00	6	24	1	5	60	1	1	16	3	2	10	4	133
21:15	3	26	0	2	35	6	7	8	5	3	19	2	116
21:30	2	21	1	3	32	4	3	9	2	1	11	4	93
21:45	3	14	2	2	26	2	1	4	2	0	9	2	67
HR TOTAL	14	85	4	12	153	13	12	37	12	6	49	12	409
	( 103)			( 178)			( 61)			( 67)			
DAY TOTAL	35	347	15	80	579	68	60	195	42	21	193	64	1699

FOR THE PERIOD 19:00 - 22:00 THE PEAK HOUR IS 19:00 - 20:00

DIRECTION	PEAK HR FACTOR	--- VOLUMES ---				--- PERCENTS ---			
		LEFT	THRU	RIGHT		LEFT	THRU	RIGHT	
NORTH	0.74	11	160	9	( 180)	6	89	5	
SOUTH	0.87	36	234	39	( 309)	12	76	13	
EAST	0.76	33	88	15	( 136)	24	65	11	
WEST	0.88	8	87	32	( 127)	6	69	25	
( 752)									

**APPENDIX B**  
**EXISTING CONDITIONS CAPACITY ANALYSES**



**APPENDIX B1**  
**BASIC FREEWAY SEGMENTS**

1985 HCM: BASIC FREEWAY SEGMENT

\*\*\*\*\*

FACILITY SECTION..... EB I-275 WEST OF KENNEDY BLVD. OFF-RAMP  
 ANALYST..... DEA/E275WKA  
 TIME OF ANALYSIS..... AM PEAK HOUR  
 DATE OF ANALYSIS..... 01-07-1991  
 OTHER INFORMATION.... EXISTING CONDITIONS

A) ADJUSTMENT FACTORS

-----  
 PERCENTAGE OF TRUCKS..... 3 (TYPICAL - 200 #/HP)  
 PERCENTAGE OF BUSES ..... 0  
 PERCENTAGE OF RECREATIONAL VEHICLES.. 0  
 DESIGN SPEED (MPH)..... 50  
 PEAK HOUR FACTOR..... .93  
 DRIVER POPULATION FACTOR..... 1 (WEEKDAY/COMMUTER)  
 LANE WIDTH (FT)..... 12  
 OBSTRUCTIONS..... NO SIDES  
 DISTANCE (FT) FROM ROADWAY EDGE..... 6

B) CORRECTION FACTORS

TERRAIN TYPE	T	B	R	HV	w	p
LEVEL	1.7	1.5	1.6	0.98	1.00	1.00

C) OPERATIONAL ANALYSIS RESULTS

\*\*\*\*\*

NO. OF LANES..... 2  
 INPUT VOLUME..... 3893  
 V/C RATIO..... ~~1.12~~ 1.02  
 LEVEL OF SERVICE.... F  
 SPEED (mph)..... \*  
 DENSITY (pcpmpl).... \*

\* SPEED AND DENSITY HIGHLY VARIABLE FOR LOS F

$$SF = 3893 / 0.93 = 4186 \text{ vph}$$

$$V/C = 4186 / (2100 \times 2 \times 1.00 \times 0.98 \times 1.00) = 1.02 \text{ (LOS F)}$$

1985 HCM: BASIC FREEWAY SEGMENT

\*\*\*\*\*

FACILITY SECTION..... EB I-275 WEST OF KENNEDY BLVD. OFF-RAMP  
 ANALYST..... DEA/E275WKP  
 TIME OF ANALYSIS..... PM PEAK HOUR  
 DATE OF ANALYSIS..... 01-07-1991  
 OTHER INFORMATION.... EXISTING CONDITIONS

A) ADJUSTMENT FACTORS

PERCENTAGE OF TRUCKS..... 3 (TYPICAL - 200 #/HP)  
 PERCENTAGE OF BUSES ..... 0  
 PERCENTAGE OF RECREATIONAL VEHICLES.. 0  
 DESIGN SPEED (MPH)..... 50  
 PEAK HOUR FACTOR..... .93  
 DRIVER POPULATION FACTOR..... 1 (WEEKDAY/COMMUTER)  
 LANE WIDTH (FT)..... 12  
 OBSTRUCTIONS..... NO SIDES  
 DISTANCE (FT) FROM ROADWAY EDGE..... 6

B) CORRECTION FACTORS

TERRAIN TYPE	T	B	R	HV	w	p
LEVEL	1.7	1.5	1.6	0.98	1.00	1.00

C) OPERATIONAL ANALYSIS RESULTS

\*\*\*\*\*

NO. OF LANES..... 2  
 INPUT VOLUME..... 2940  
 V/C RATIO..... ~~85~~ 0.77  
 LEVEL OF SERVICE.... E  
 SPEED (mph)..... 37  
 DENSITY (pcpmpl).... 46

$$SF = 2,940 / 0.93 = 3,161 \text{ vph}$$

$$V/C = 3,161 / (2,100 \times 2 \times 1.00 \times 0.98 \times 1.00) = 0.77$$

1985 HCM: BASIC FREEWAY SEGMENT

\*\*\*\*\*

FACILITY SECTION..... EB I-275 EAST OF DALE MABRY HWY  
 ANALYST..... DEA/E275EDMA  
 TIME OF ANALYSIS..... AM PEAK HOUR  
 DATE OF ANALYSIS..... 01-07-1991  
 OTHER INFORMATION.... EXISTING CONDITIONS

A) ADJUSTMENT FACTORS

-----  
 PERCENTAGE OF TRUCKS..... 3 (TYPICAL - 200 #/HP)  
 PERCENTAGE OF BUSES ..... 0  
 PERCENTAGE OF RECREATIONAL VEHICLES.. 0  
 DESIGN SPEED (MPH)..... 50  
 PEAK HOUR FACTOR..... .93  
 DRIVER POPULATION FACTOR..... 1 (WEEKDAY/COMMUTER)  
 LANE WIDTH (FT)..... 12  
 OBSTRUCTIONS..... NO SIDES  
 DISTANCE (FT) FROM ROADWAY EDGE..... 6

B) CORRECTION FACTORS

TERRAIN TYPE	T	B	R	HV	w	p
LEVEL	1.7	1.5	1.6	0.98	1.00	1.00

C) OPERATIONAL ANALYSIS RESULTS

\*\*\*\*\*

NO. OF LANES..... 3  
 INPUT VOLUME..... 5269  
 V/C RATIO..... ~~1.0~~ 0.92  
 LEVEL OF SERVICE.... F  
 SPEED (mph)..... \*  
 DENSITY (pcpmpl).... \*

\* SPEED AND DENSITY HIGHLY VARIABLE FOR LOS F

$$SF = 5,269 / 0.93 = 5,666 \text{ vph}$$

$$V/C = 5,666 / (2,100 \times 3 \times 1.00 \times 0.98 \times 1.00) = 0.92$$

1985 HCM: BASIC FREEWAY SEGMENT

\*\*\*\*\*

FACILITY SECTION..... EB I-275 EAST OF DALE MABRY HWY  
 ANALYST..... DEA/E275EDMP  
 TIME OF ANALYSIS..... PM PEAK HOUR  
 DATE OF ANALYSIS..... 01-07-1991  
 OTHER INFORMATION.... EXISTING CONDITIONS

A) ADJUSTMENT FACTORS

PERCENTAGE OF TRUCKS..... 3 (TYPICAL - 200 #/HP)  
 PERCENTAGE OF BUSES ..... 0  
 PERCENTAGE OF RECREATIONAL VEHICLES.. 0  
 DESIGN SPEED (MPH)..... 50  
 PEAK HOUR FACTOR..... .93  
 DRIVER POPULATION FACTOR..... 1 (WEEKDAY/COMMUTER)  
 LANE WIDTH (FT)..... 12  
 OBSTRUCTIONS..... NO SIDES  
 DISTANCE (FT) FROM ROADWAY EDGE..... 6

B) CORRECTION FACTORS

TERRAIN TYPE	T	B	R	HV	w	p
LEVEL	1.7	1.5	1.6	0.98	1.00	1.00

C) OPERATIONAL ANALYSIS RESULTS

\*\*\*\*\*

NO. OF LANES..... 3  
 INPUT VOLUME..... 5927  
 V/C RATIO..... ~~1.14~~ 1.03  
 LEVEL OF SERVICE.... F  
 SPEED (mph)..... \*  
 DENSITY (pcpmpl).... \*

\* SPEED AND DENSITY HIGHLY VARIABLE FOR LOS F

$$SF = 5,927 / 0.93 = 6,373 \text{ vph}$$

$$V/C = 6,373 / (2,100 \times 3 \times 1.00 \times 0.98 \times 1.00) = 1.03$$

1985 HCM: BASIC FREEWAY SEGMENT

\*\*\*\*\*

FACILITY SECTION..... WB I-275 EAST OF DALE MABRY HWY.  
 ANALYST..... DEA/W275EDMA  
 TIME OF ANALYSIS..... AM PEAK HOUR  
 DATE OF ANALYSIS..... 01-07-1991  
 OTHER INFORMATION.... EXISTING CONDITIONS

A) ADJUSTMENT FACTORS

-----  
 PERCENTAGE OF TRUCKS..... 3 (TYPICAL - 200 #/HP)  
 PERCENTAGE OF BUSES ..... 0  
 PERCENTAGE OF RECREATIONAL VEHICLES.. 0  
 DESIGN SPEED (MPH)..... 50  
 PEAK HOUR FACTOR..... .93  
 DRIVER POPULATION FACTOR..... 1 (WEEKDAY/COMMUTER)  
 LANE WIDTH (FT)..... 12  
 OBSTRUCTIONS..... NO SIDES  
 DISTANCE (FT) FROM ROADWAY EDGE..... 6

B) CORRECTION FACTORS

-----  

TERRAIN TYPE	T	B	R	HV	w	p
LEVEL	1.7	1.5	1.6	0.98	1.00	1.00

C) OPERATIONAL ANALYSIS RESULTS

\*\*\*\*\*

NO. OF LANES..... 3  
 INPUT VOLUME..... 6017  
 V/C RATIO..... ~~1.15~~ 1.05  
 LEVEL OF SERVICE.... F  
 SPEED (mph)..... \*  
 DENSITY (pcpmpl).... \*

\* SPEED AND DENSITY HIGHLY VARIABLE FOR LOS F

$$SF = 6,017 / 0.93 = 6,470 \text{ vph}$$

$$V/C = 6,470 / (2,100 \times 3 \times 1.00 \times 0.98 \times 1.00) = 1.05$$

1985 HCM: BASIC FREEWAY SEGMENT

\*\*\*\*\*

FACILITY SECTION..... WB I-275 EAST OF DALE MABRY HWY.  
 ANALYST..... DEA/W275EDMP  
 TIME OF ANALYSIS..... PM PEAK HOUR  
 DATE OF ANALYSIS..... 01-07-1991  
 OTHER INFORMATION.... EXISTING CONDITIONS

A) ADJUSTMENT FACTORS

PERCENTAGE OF TRUCKS..... 3 (TYPICAL - 200 #/HP)  
 PERCENTAGE OF BUSES ..... 0  
 PERCENTAGE OF RECREATIONAL VEHICLES.. 0  
 DESIGN SPEED (MPH)..... 50  
 PEAK HOUR FACTOR..... .93  
 DRIVER POPULATION FACTOR..... 1 (WEEKDAY/COMMUTER)  
 LANE WIDTH (FT)..... 12  
 OBSTRUCTIONS..... NO SIDES  
 DISTANCE (FT) FROM ROADWAY EDGE..... 6

B) CORRECTION FACTORS

TERRAIN TYPE	T	B	R	HV	w	p
LEVEL	1.7	1.5	1.6	0.98	1.00	1.00

C) OPERATIONAL ANALYSIS RESULTS

\*\*\*\*\*

NO. OF LANES..... 3  
 INPUT VOLUME..... 5621  
 V/C RATIO..... ~~1.08~~ 0.98  
 LEVEL OF SERVICE.... F  
 SPEED (mph)..... \*  
 DENSITY (pcpmpl).... \*

\* SPEED AND DENSITY HIGHLY VARIABLE FOR LOS F

$$SF = 5,621 / 0.93 = 6,044 \text{ vph}$$

$$V/C = 6,044 / (2,100 \times 3 \times 1.00 \times 0.98 \times 1.00) = 0.98$$

1985 HCM: BASIC FREEWAY SEGMENT

\*\*\*\*\*

FACILITY SECTION..... WB I-275 WEST OF KENNEDY BLVD. ON-RAMP  
 ANALYST..... DEA/W275WKA  
 TIME OF ANALYSIS..... AM PEAK HOUR  
 DATE OF ANALYSIS..... 01-07-1991  
 OTHER INFORMATION.... EXISTING CONDITIONS

A) ADJUSTMENT FACTORS

PERCENTAGE OF TRUCKS..... 3 (TYPICAL - 200 #/HP)  
 PERCENTAGE OF BUSES ..... 0  
 PERCENTAGE OF RECREATIONAL VEHICLES.. 0  
 DESIGN SPEED (MPH)..... 50  
 PEAK HOUR FACTOR..... .93  
 DRIVER POPULATION FACTOR..... 1 (WEEKDAY/COMMUTER)  
 LANE WIDTH (FT)..... 12  
 OBSTRUCTIONS..... NO SIDES  
 DISTANCE (FT) FROM ROADWAY EDGE..... 6

B) CORRECTION FACTORS

TERRAIN TYPE	T	B	R	HV	w	p
LEVEL	1.7	1.5	1.6	0.98	1.00	1.00

C) OPERATIONAL ANALYSIS RESULTS

\*\*\*\*\*

NO. OF LANES..... 2  
 INPUT VOLUME..... 2457  
 V/C RATIO..... ~~1~~ 0.64  
 LEVEL OF SERVICE.... D  
 SPEED (mph)..... 41  
 DENSITY (pcmpl).... 34

$$SF = 2,457 / 0.93 = 2,642 \text{ vph}$$

$$V/C = 2,642 / (2,100 \times 2 \times 1.00 \times 0.98 \times 1.00) = 0.64$$



1985 HCM: BASIC FREEWAY SEGMENT

\*\*\*\*\*

FACILITY SECTION..... WB I-275 WEST OF KENNEDY BLVD. ON-RAMP  
 ANALYST..... DEA/W275WKP  
 TIME OF ANALYSIS..... PM PEAK HOUR  
 DATE OF ANALYSIS..... 01-07-1991  
 OTHER INFORMATION.... EXISTING CONDITIONS

A) ADJUSTMENT FACTORS

PERCENTAGE OF TRUCKS..... 3 (TYPICAL - 200 #/HP)  
 PERCENTAGE OF BUSES ..... 0  
 PERCENTAGE OF RECREATIONAL VEHICLES.. 0  
 DESIGN SPEED (MPH)..... 50  
 PEAK HOUR FACTOR..... .93  
 DRIVER POPULATION FACTOR..... 1 (WEEKDAY/COMMUTER)  
 LANE WIDTH (FT)..... 12  
 OBSTRUCTIONS..... NO SIDES  
 DISTANCE (FT) FROM ROADWAY EDGE..... 6

B) CORRECTION FACTORS

TERRAIN TYPE	T	B	R	HV	w	p
LEVEL	1.7	1.5	1.6	0.98	1.00	1.00

C) OPERATIONAL ANALYSIS RESULTS

\*\*\*\*\*

NO. OF LANES..... 2  
 INPUT VOLUME..... 3565  
 V/C RATIO..... ~~1.03~~ 0.93  
 LEVEL OF SERVICE.... F  
 SPEED (mph)..... \*  
 DENSITY (pcpmpl).... \*

\* SPEED AND DENSITY HIGHLY VARIABLE FOR LOS F

$$SF = 3,565 / 0.93 = 3,833 \text{ vph}$$

$$V/C = 3,833 / (2,100 \times 2 \times 1.00 \times 0.98 \times 1.00) = 0.93$$

**APPENDIX B2**  
**MERGE/DIVERGE AND WEAVING AREAS**

\*\*\*\*\*

FACILITY LOCATION.... EB I-275 OFF TO KENNEDY BLVD.  
ANALYST..... DEA/1A  
TIME OF ANALYSIS..... AM PEAK HOUR  
DATE OF ANALYSIS..... 01-04-1991  
OTHER INFORMATION.... EXISTING CONDITIONS

## A) ADJUSTMENT FACTORS

PERCENTAGE OF TRUCKS..... 3 (Typical - 200 #/HP)  
PEAK HOUR FACTOR..... .93  
HIGHWAY DESIGN SPEED (mph)..... 50  
(BUSES AND RV'S ARE CONSIDERED AS TRUCKS)

LEVEL TERRAIN

## B) INPUT INFORMATION

NO. OF LANES ON FREEWAY : 2 (per direction)

## ANALYSIS RAMP CHARACTERISTICS:

\*\*\*\*\*

- (1) RIGHT-HAND RAMP.  
(2) ONE LANE RAMP.

	UPSTREAM RAMP *****	FREEWAY *****	ANALYSIS RAMP *****	DOWNSTREAM RAMP *****
VOLUME	N.A.	3893	430	1272
% TRUCKS	N.A.	3	3	3
RAMP TYPE	N.A.	N.A.	OFF	OFF
DISTANCE	N.A.	N.A.	N.A.	1730

\*\*\*\*\*

## C) RAMP ANALYSIS RESULTS

TRUCK PRESENCE IN LANE 1: 82 % OF FREEWAY TRUCKS

WARNING: % trucks in lane 1, ... Volume is outside Fig 5.6

RAMP ANALYZED WITH DOWNSTREAM RAMP USING APPROXIMATION METHOD

	V1	Vr	Vf
	****	****	*****
VPH	1998	430	3893
ET	1.7	1.7	1.7
Fhv	0.97	0.98	0.98
PHF	0.93	0.93	0.93
PCPH	2215	472	4271

CHECKPOINT	VOLUME	LOS
*****	*****	***
FREEWAY:	4271	F
DIVERGE:	2215	F

## IDENTIFYING INFORMATION

FACILITY LOCATION.... EB I-275 OFF TO KENNEDY BLVD.  
TIME AND DATE..... AM PEAK HOUR ; 01-04-1991  
OTHER INFORMATION.... EXISTING CONDITIONS

\*\*\*\*\*

FACILITY LOCATION.... EB I-275 OFF-RAMP TO NB S.R. 60  
ANALYST..... DEA/2A  
TIME OF ANALYSIS..... AM PEAK HOUR  
DATE OF ANALYSIS..... 01-04-1991  
OTHER INFORMATION.... EXISTING CONDITIONS

## A) ADJUSTMENT FACTORS

PERCENTAGE OF TRUCKS..... 3 (Typical - 200 #/HP)  
PEAK HOUR FACTOR..... .93  
HIGHWAY DESIGN SPEED (mph)..... 50  
(BUSES AND RV'S ARE CONSIDERED AS TRUCKS)

LEVEL TERRAIN

## B) INPUT INFORMATION

NO. OF LANES ON FREEWAY : 2 (per direction)

## ANALYSIS RAMP CHARACTERISTICS:

\*\*\*\*\*

- (1) RIGHT-HAND RAMP.  
(2) ONE LANE RAMP.

	UPSTREAM RAMP *****	FREEWAY *****	ANALYSIS RAMP *****	DOWNSTREAM RAMP *****
VOLUME	430	3893	1272	N.A.
% TRUCKS	3	3	3	N.A.
RAMP TYPE	OFF	N.A.	OFF	N.A.
DISTANCE	1730	N.A.	N.A.	N.A.

\*\*\*\*\*

## C) RAMP ANALYSIS RESULTS

TRUCK PRESENCE IN LANE 1: 82 % OF FREEWAY TRUCKS

WARNING: % trucks in lane 1, ... Volume is outside Fig 5.6

RAMP ANALYZED WITH UPSTREAM RAMP USING FIGURE 1.5- 2

	V1	Vr	Vf
	****	****	*****
VPH	2021	1272	3463
ET	1.7	1.7	1.7
Fhv	0.97	0.98	0.98
PHF	0.93	0.93	0.93
PCPH	2240	1396	3800

CHECKPOINT	VOLUME	LOS
*****	*****	***
FREEWAY:	3800	E
DIVERGE:	2240	F


## IDENTIFYING INFORMATION

FACILITY LOCATION.... EB I-275 OFF-RAMP TO NB S.R. 60  
TIME AND DATE..... AM PEAK HOUR ; 01-04-1991  
OTHER INFORMATION.... EXISTING CONDITIONS

# Greiner, Inc.

JOB EB I-275 ON-RAMP FROM  
 DESCRIPTION SB SR. 60  
AM PEAK HOUR  
EXISTING CONDITIONS

SHEET 1 OF 1 PROJ. NO. \_\_\_\_\_  
 COMPUTED BY DEA DATE 1/4/91  
 CHECKED BY GR DATE 1/8/91



Using Fig I.5-11

$$V_1 = 54 + 0.070(2191) + 0.049(1856) = 298 \text{ vph} \checkmark$$

$$V_{1+A} = 205 + 0.287(2191) + 0.575(1856) = 1491 \text{ vph} \checkmark$$

$$V_A = V_{1+A} - V_1 = 1491 - 298 = 1193 \text{ vph} \checkmark$$

$$V_B = V_r - V_A = 1856 - 1193 = 663$$

$$\# \text{ of trucks in lane A} = (1 - 0.67)(0.03)(1856) = 18 \checkmark$$

$$P_{TA} = 18/1193 = 0.015 \quad f_{HV} = 1/[1 + (0.015)(1.7-1)] = 0.99 \checkmark$$

$$\# \text{ of trucks in lane B} = (0.67)(0.03)(1856) = 37$$

1st Merge

$$P_{TB} = 37/663 = 0.056 \quad f_{HV} = 1/[1 + (0.056)(1.7-1)] = 0.96$$

$$V_{M_1} = 1193/(0.99)(0.93) = 1,296 \text{ pcph (LOS C)}$$

2nd Merge

$$V_A \text{ remaining} = (0.42)(1193) = 501 \text{ vph}$$

$$V_B = 663 \text{ vph}$$

$$V_{M_2} = V_A(\text{remaining}) + V_B = 501/(0.99)(0.93) + 663/(0.96)(0.93) \\ = 1,286 \text{ pcph (LOS C)}$$

\*\*\*\*\*

FACILITY SECTION..... EB I-275 BETWEEN WESTSHORE & LOIS  
 ANALYST..... DEA/E275WLA  
 TIME OF ANALYSIS..... AM PEAK HOUR  
 DATE OF ANALYSIS..... 01-07-1991  
 OTHER INFORMATION.... EXISTING CONDITIONS

## A) ADJUSTMENT FACTORS

PERCENTAGE OF TRUCKS..... 3 (TYPICAL - 200 #/HP)  
 PERCENTAGE OF BUSES..... 0  
 PERCENTAGE OF RECREATIONAL VEHICLES... 0  
 PEAK HOUR FACTOR..... .93  
 DRIVER POPULATION FACTOR..... 1 (WEEKDAY/COMMUTER)  
 LANE WIDTH (FT)..... 12  
 OBSTRUCTIONS ON BOTH SIDES  
 DISTANCE FROM ROADWAY EDGE (FT)..... 6

## B) CORRECTION FACTORS

TERRAIN TYPE	E T	E B	E R	f HV	f w	f p
LEVEL	1.7	1.5	1.6	0.98	1.00	1.00

## C) INPUT VOLUMES

VOL	(vph)	(pcph)	DESCRIPTION
V 1	3,846	4,222	is the nonweaving vehicles on the freeway
V 2	201	220	is the down weaving vehicles
V 3	558	612	is the up weaving vehicles
V 4	11*	12	is the ramp-to-ramp nonweaving vehicles

## D) ANALYSIS RESULTS

WEAVE TYPE..... A  
 NO. OF LANES..... 4  
 LENGTH OF SECTION..... 1320  
 NO. OF MAINLINE LANES..... 3  
 (Upstream of Weave Section)

	LOS	SPEED
WEAVING VEHICLES	C	46 mph
NONWEAVING VEHICLES	B	54 mph

OPERATION OF WEAVING AREA IS UNCONSTRAINED

	ANALYZED	MAXIMUM
WEAVING VOLUME (VW)...	833	1,800
VOLUME RATIO (VR)....	0.16	0.35
WEAVING RATIO (R)....	0.26	0.50
WEAVING LENGTH (L)...	1,320	2,000

\* The ramp-to-ramp movement was assumed to be 5% of the smaller  
 ramp volume



\*\*\*\*\*

FACILITY LOCATION.... EB I-275 ON-RAMP FROM LOIS AVE.  
 ANALYST..... DEA/3A  
 TIME OF ANALYSIS..... AM PEAK HOUR  
 DATE OF ANALYSIS..... 01-04-1991  
 OTHER INFORMATION.... EXISTING CONDITIONS

## A) ADJUSTMENT FACTORS

PERCENTAGE OF TRUCKS..... 3 (Typical - 200 #/HP)  
 PEAK HOUR FACTOR..... .93  
 HIGHWAY DESIGN SPEED (mph)..... 50  
 (BUSES AND RV'S ARE CONSIDERED AS TRUCKS)

LEVEL TERRAIN

## B) INPUT INFORMATION

NO. OF LANES ON FREEWAY : 3 (per direction)

## ANALYSIS RAMP CHARACTERISTICS:

\*\*\*\*\*

- (1) RIGHT-HAND RAMP.  
 (2) ONE LANE RAMP.

	UPSTREAM RAMP *****	FREEWAY *****	ANALYSIS RAMP *****	DOWNSTREAM RAMP *****
VOLUME	N.A.	4404	483	107
% TRUCKS	N.A.	3	3	3
RAMP TYPE	N.A.	N.A.	ON	OFF
DISTANCE	N.A.	N.A.	N.A.	1520

\*\*\*\*\*

## C) RAMP ANALYSIS RESULTS

-----  
TRUCK PRESENCE IN LANE 1: 56 % OF FREEWAY TRUCKS

RAMP ANALYZED WITH DOWNSTREAM RAMP USING FIGURE 1.5- 6

	V1	Vr	Vf
	****	****	*****
VPH	994	483	4404
ET	1.7	1.7	1.7
Fhv	0.95	0.98	0.98
PHF	0.93	0.93	0.93
PCPH	1125	530	4832

CHECKPOINT	VOLUME	LOS
*****	*****	***
FREEWAY:	5362	E
MERGE:	1655	D

## IDENTIFYING INFORMATION

-----  
FACILITY LOCATION.... EB I-275 ON-RAMP FROM LOIS AVE.  
TIME AND DATE..... AM PEAK HOUR ; 01-04-1991  
OTHER INFORMATION.... EXISTING CONDITIONS

\*\*\*\*\*

FACILITY LOCATION.... EB I-275 OFF-RAMP TO SB DALE MABRY HWY  
 ANALYST..... DEA/4A  
 TIME OF ANALYSIS..... AM PEAK HOUR  
 DATE OF ANALYSIS..... 01-04-1991  
 OTHER INFORMATION.... EXISTING CONDITIONS

## A) ADJUSTMENT FACTORS

PERCENTAGE OF TRUCKS..... 3 (Typical - 200 #/HP)  
 PEAK HOUR FACTOR..... .93  
 HIGHWAY DESIGN SPEED (mph)..... 50  
 (BUSES AND RV'S ARE CONSIDERED AS TRUCKS)

LEVEL TERRAIN

## B) INPUT INFORMATION

NO. OF LANES ON FREEWAY : 3 (per direction)

## ANALYSIS RAMP CHARACTERISTICS:

\*\*\*\*\*

(1) RIGHT-HAND RAMP.

(2) ONE LANE RAMP.

	UPSTREAM RAMP	FREEWAY	ANALYSIS RAMP	DOWNSTREAM RAMP
	*****	*****	*****	*****
VOLUME	483	4404	107	433
% TRUCKS	3	3	3	3
RAMP TYPE	ON	N.A.	OFF	OFF
DISTANCE	1520	N.A.	N.A.	1160

\*\*\*\*\*

## C) RAMP ANALYSIS RESULTS

TRUCK PRESENCE IN LANE 1: 61 % OF FREEWAY TRUCKS

RAMP ANALYZED WITH UPSTREAM RAMP USING FIGURE 1.5- 7

	V1	Vr	Vf
	****	****	*****
VPH	1342	107	4887
ET	1.7	1.7	1.7
Fhv	0.95	0.98	0.98
PHF	0.93	0.93	0.93
PCPH	1519	117	5362

CHECKPOINT	VOLUME	LOS
*****	*****	***
FREEWAY:	5362	E
DIVERGE:	1519	<i>XC</i>

## IDENTIFYING INFORMATION

FACILITY LOCATION.... EB I-275 OFF-RAMP TO SB DALE MABRY HWY  
TIME AND DATE..... AM PEAK HOUR ; 01-04-1991  
OTHER INFORMATION.... EXISTING CONDITIONS

\*\*\*\*\*

## C) RAMP ANALYSIS RESULTS (CONTINUED)

-----  
RAMP ANALYZED WITH DOWNSTREAM RAMP USING APPROXIMATION METHOD

	V1	Vr	Vf
	****	****	*****
VPH	1025	107	4887
ET	1.7	1.7	1.7
Fhv	0.94	0.98	0.98
PHF	0.93	0.93	0.93
PCPH	1173	117	5362

CHECKPOINT	VOLUME	LOS
*****	*****	***
FREEWAY:	5362	E
DIVERGE:	1173	C

## IDENTIFYING INFORMATION

-----  
FACILITY LOCATION.... EB I-275 OFF-RAMP TO SB DALE MABRY HWY  
TIME AND DATE..... AM PEAK HOUR ; 01-04-1991  
OTHER INFORMATION.... EXISTING CONDITIONS

\*\*\*\*\*

## C) RAMP ANALYSIS RESULTS (CONTINUED)

-----  
RAMP ANALYZED ALONE USING FIGURE 1.5- 7

	V1	Vr	Vf
	****	****	*****
VPH	1342	107	4887
ET	1.7	1.7	1.7
Fhv	0.95	0.98	0.98
PHF	0.93	0.93	0.93
PCPH	1519	117	5362

CHECKPOINT	VOLUME	LOS
*****	*****	***
FREEWAY:	5362	E
DIVERGE:	1519	<i>DC</i>

## IDENTIFYING INFORMATION

-----  
 FACILITY LOCATION.... EB I-275 OFF-RAMP TO SB DALE MABRY HWY  
 TIME AND DATE..... AM PEAK HOUR ; 01-04-1991  
 OTHER INFORMATION.... EXISTING CONDITIONS

\*\*\*\*\*

FACILITY LOCATION..... EB I-275 OFF-RAMP TO NB DALE MARBY HWY  
 ANALYST..... DEA/5A  
 TIME OF ANALYSIS..... AM PEAK HOUR  
 DATE OF ANALYSIS..... 01-04-1991  
 OTHER INFORMATION..... EXISTING CONDITIONS

#### A) ADJUSTMENT FACTORS

PERCENTAGE OF TRUCKS..... 3 (Typical - 200 #/HP)  
 PEAK HOUR FACTOR..... .93  
 HIGHWAY DESIGN SPEED (mph)..... 50  
 (BUSES AND RV'S ARE CONSIDERED AS TRUCKS)

LEVEL TERRAIN

#### B) INPUT INFORMATION

NO. OF LANES ON FREEWAY : 3 (per direction)

#### ANALYSIS RAMP CHARACTERISTICS:

\*\*\*\*\*

- (1) RIGHT-HAND RAMP.
- (2) ONE LANE RAMP.

	UPSTREAM RAMP *****	FREEWAY *****	ANALYSIS RAMP *****	DOWNSTREAM RAMP *****
VOLUME	107	4887	433	922
% TRUCKS	3	3	3	3
RAMP TYPE	OFF	N.A.	OFF	ON
DISTANCE	1160	N.A.	N.A.	1040

\*\*\*\*\*

### C) RAMP ANALYSIS RESULTS

---

TRUCK PRESENCE IN LANE 1: 60 % OF FREEWAY TRUCKS

RAMP ANALYZED WITH UPSTREAM RAMP USING FIGURE I.5- 7

	V <sub>1</sub>	V <sub>r</sub>	V <sub>f</sub>
	****	****	*****
MPH	1405	433	4780
ET	1.7	1.7	1.7
F <sub>h</sub>	0.96	0.98	0.98
PHF	0.93	0.93	0.93
PCFH	1574	475	5245

CHECKPOINT	VOLUME	LOS
*****	*****	***
FREEWAY:	5245	E
DIVERGE:	1574	<i>RC</i>

### IDENTIFYING INFORMATION

---

FACILITY LOCATION..... EB I-275 OFF-RAMP TO NB DALE MABRY HWY  
 TIME AND DATE..... AM PEAK HOUR : 01-04-1991  
 OTHER INFORMATION..... EXISTING CONDITIONS



\*\*\*\*\*

### C) RAMP ANALYSIS RESULTS (CONTINUED)

RAMP ANALYZED WITH DOWNSTREAM RAMP USING FIGURE 1.5- 7

	V1	Vr	Vf
	****	****	****
VPH	1405	433	4780
ET	1.7	1.7	1.7
Fhv	0.96	0.98	0.98
PHF	0.93	0.93	0.93
PCPH	1574	475	5245

CHECKPOINT	VOLUME	LOS
*****	*****	***
FREEWAY:	5245	E
DIVERGE:	1574	<del>E</del> C

### IDENTIFYING INFORMATION

FACILITY LOCATION..... EB I-275 OFF-RAMP TO NB DALE NABRY HWY  
 TIME AND DATE..... AM PEAK HOUR : 01-04-1991  
 OTHER INFORMATION..... EXISTING CONDITIONS

\*\*\*\*\*

### C) RAMP ANALYSIS RESULTS (CONTINUED)

RAMP ANALYZED ALONE USING FIGURE 1.5- 7

	V <sub>1</sub>	V <sub>r</sub>	V <sub>f</sub>
	****	****	*****
VPH	1405	433	4780
ET	1.7	1.7	1.7
FHV	0.96	0.98	0.98
PHF	0.93	0.93	0.93
PCPH	1574	478	5245

CHECKPOINT	VOLUME	LOS
*****	*****	***
FREEWAY:	5245	E
DIVERGE:	1574	<i>DC</i>

### IDENTIFYING INFORMATION

FACILITY LOCATION..... EB I-275 OFF-RAMP TO NB DALE MABRY HWY  
 TIME AND DATE..... AM PEAK HOUR : 01-04-1991  
 OTHER INFORMATION..... EXISTING CONDITIONS

\*\*\*\*\*

FACILITY LOCATION.... EB I-275 ON-RAMP FROM DALE MABRY HWY  
 ANALYST..... DEA/6A  
 TIME OF ANALYSIS..... AM PEAK HOUR  
 DATE OF ANALYSIS..... 01-04-1991  
 OTHER INFORMATION.... EXISTING CONDITIONS

## A) ADJUSTMENT FACTORS

PERCENTAGE OF TRUCKS..... 3 (Typical - 200 #/HP)  
 PEAK HOUR FACTOR..... .93  
 HIGHWAY DESIGN SPEED (mph)..... 50  
 (BUSES AND RV'S ARE CONSIDERED AS TRUCKS)

LEVEL TERRAIN

## B) INPUT INFORMATION

NO. OF LANES ON FREEWAY : 3 (per direction)

## ANALYSIS RAMP CHARACTERISTICS:

\*\*\*\*\*

- (1) RIGHT-HAND RAMP.  
 (2) ONE LANE RAMP.

	UPSTREAM RAMP	FREEWAY	ANALYSIS RAMP	DOWNSTREAM RAMP
	*****	*****	*****	*****
VOLUME	433	4780	922	N. A.
% TRUCKS	3	3	3	N. A.
RAMP TYPE	OFF	N. A.	ON	N. A.
DISTANCE	1040	N. A.	N. A.	N. A.

\*\*\*\*\*

## C) RAMP ANALYSIS RESULTS

TRUCK PRESENCE IN LANE 1: 55 % OF FREEWAY TRUCKS

RAMP ANALYZED WITH UPSTREAM RAMP USING FIGURE 1.5- 6

	V1	Vr	Vf
	****	****	*****
VPH	908	922	4347
ET	1.7	1.7	1.7
Fhv	0.95	0.98	0.98
PHF	0.93	0.93	0.93
PCPH	1028	1012	4770

CHECKPOINT	VOLUME	LOS
*****	*****	***
FREEWAY:	5782	F
MERGE:	2040	<i>FE</i>

## IDENTIFYING INFORMATION

FACILITY LOCATION.... EB I-275 ON-RAMP FROM DALE MABRY HWY  
TIME AND DATE..... AM PEAK HOUR ; 01-04-1991  
OTHER INFORMATION.... EXISTING CONDITIONS

\*\*\*\*\*

FACILITY LOCATION.... WB I-275 OFF-RAMP TO NB DALE MABRY HWY  
ANALYST..... DEA/7A  
TIME OF ANALYSIS..... AM PEAK HOUR  
DATE OF ANALYSIS..... 01-04-1991  
OTHER INFORMATION.... EXISTING CONDITIONS

## A) ADJUSTMENT FACTORS

PERCENTAGE OF TRUCKS..... 3 (Typical - 200 #/HP)  
PEAK HOUR FACTOR..... .93  
HIGHWAY DESIGN SPEED (mph)..... 50  
(BUSES AND RV'S ARE CONSIDERED AS TRUCKS)

LEVEL TERRAIN

## B) INPUT INFORMATION

NO. OF LANES ON FREEWAY : 3 (per direction)

## ANALYSIS RAMP CHARACTERISTICS:

\*\*\*\*\*

- (1) RIGHT-HAND RAMP.  
(2) ONE LANE RAMP.

	UPSTREAM RAMP *****	FREEWAY *****	ANALYSIS RAMP *****	DOWNSTREAM RAMP *****
VOLUME	N.A.	6017	689	622
% TRUCKS	N.A.	3	3	3
RAMP TYPE	N.A.	N.A.	OFF	OFF
DISTANCE	N.A.	N.A.	N.A.	980

\*\*\*\*\*

## C) RAMP ANALYSIS RESULTS

-----  
TRUCK PRESENCE IN LANE 1: 80 % OF FREEWAY TRUCKS

WARNING: % trucks in lane 1, ... Volume is outside Fig 5.6

RAMP ANALYZED WITH DOWNSTREAM RAMP USING APPROXIMATION METHOD

	V1	Vr	Vf
	****	****	*****
VPH	2128	689	6017
ET	1.7	1.7	1.7
Fhv	0.95	0.98	0.98
PHF	0.93	0.93	0.93
PCPH	2409	756	6602

CHECKPOINT	VOLUME	LOS
*****	*****	***
FREEWAY:	6602	F
DIVERGE:	2409	F

## IDENTIFYING INFORMATION

-----  
FACILITY LOCATION.... WB I-275 OFF-RAMP TO NB DALE MABRY HWY  
TIME AND DATE..... AM PEAK HOUR ; 01-04-1991  
OTHER INFORMATION.... EXISTING CONDITIONS

\*\*\*\*\*

FACILITY LOCATION..... WB I-275 OFF-RAMP TO SB DALE MARRY HWY  
 ANALYST..... DEA/SA  
 TIME OF ANALYSIS..... AM PEAK HOUR  
 DATE OF ANALYSIS..... 01-04-1991  
 OTHER INFORMATION..... EXISTING CONDITIONS

#### A) ADJUSTMENT FACTORS

PERCENTAGE OF TRUCKS..... 3 (Typical - 200 #/HP)  
 PEAK HOUR FACTOR..... .93  
 HIGHWAY DESIGN SPEED (mph)..... 50  
 (BUSES AND RV'S ARE CONSIDERED AS TRUCKS)

LEVEL TERRAIN

#### B) INPUT INFORMATION

NO. OF LANES ON FREEWAY : 3 (per direction)

#### ANALYSIS RAMP CHARACTERISTICS:

\*\*\*\*\*

- (1) RIGHT-HAND RAMP.
- (2) ONE LAKE RAMP.

	UPSTREAM RAMP *****	FREEWAY *****	ANALYSIS RAMP *****	DOWNSTREAM RAMP *****
VOLUME	689	6017	622	541
% TRUCKS	3	3	3	3
RAMP TYPE	OFF	N.A.	OFF	ON
DISTANCE	980	N.A.	N.A.	700

\*\*\*\*\*

### C) RAMP ANALYSIS RESULTS

TRUCK PRESENCE IN LANE 1: 67 % OF FREEWAY TRUCKS

RAMP ANALYZED WITH UPSTREAM RAMP USING FIGURE I.5- 7

	V <sub>1</sub>	V <sub>F</sub>	V <sub>f</sub>
	****	****	*****
VPH	1621	622	5328
ET	1.7	1.7	1.7
FHV	0.95	0.98	0.98
PHF	0.93	0.93	0.93
PCPH	1835	682	5846

CHECKPOINT	VOLUME	LOS
*****	*****	***
FREEWAY:	5846	F
DIVERGE:	1835	<del>E</del> D

### IDENTIFYING INFORMATION

FACILITY LOCATION..... WB I-275 OFF-RAMP TO SE DALE MABRY HWY  
 TIME AND DATE..... AM PEAK HOUR : 01-04-1991  
 OTHER INFORMATION..... EXISTING CONDITIONS



\*\*\*\*\*

# C) RAMP ANALYSIS RESULTS (CONTINUED)

RAMP ANALYZED WITH DOWNSTREAM RAMP USING FIGURE 1.5- 7

	V1	Vr	Vt
	****	****	*****
VPD	1621	622	5328
ET	1.7	1.7	1.7
Fhv	0.95	0.98	0.98
PHF	0.93	0.93	0.93
PCPH	1835	682	5846

CHECKPOINT	VOLUME	LOS
*****	*****	***
FREEWAY:	5846	F
DIVERGE:	1835	<del>E</del> D

## IDENTIFYING INFORMATION

FACILITY LOCATION.... WB I-275 OFF-RAMP TO SB DALE HARRY HWY  
 TIME AND DATE..... AM PEAK HOUR : 01-04-1991  
 OTHER INFORMATION.... EXISTING CONDITIONS

\*\*\*\*\*

### C) RAMP ANALYSIS RESULTS (CONTINUED)

RAMP ANALYZED ALONE USING FIGURE I.5- 7

	V1	Vr	Vf
	****	****	*****
VFH	1621	622	5328
ET	1.7	1.7	1.7
Fhv	0.95	0.98	0.98
PHF	0.93	0.93	0.93
PCPH	1835	682	5846

CHECKPOINT	VOLUME	LOS
*****	*****	***
FREEWAY:	5846	F
DIVERGE:	1835	<del>E</del> D

### IDENTIFYING INFORMATION

FACILITY LOCATION..... WB I-275 OFF-RAMP TO SB DALE MABRY HWY  
 TIME AND DATE..... AM PEAK HOUR : 01-04-1991  
 OTHER INFORMATION..... EXISTING CONDITIONS

\*\*\*\*\*

FACILITY LOCATION.... WB I-275 ON-RAMP FROM DALE MABRY HWY  
ANALYST..... DEA/9A  
TIME OF ANALYSIS..... AM PEAK HOUR  
DATE OF ANALYSIS..... 01-04-1991  
OTHER INFORMATION.... EXISTING CONDITIONS

## A) ADJUSTMENT FACTORS

PERCENTAGE OF TRUCKS..... 3 (Typical - 200 #/HP)  
PEAK HOUR FACTOR..... .93  
HIGHWAY DESIGN SPEED (mph)..... 50  
(BUSES AND RV'S ARE CONSIDERED AS TRUCKS)

LEVEL TERRAIN

## B) INPUT INFORMATION

NO. OF LANES ON FREEWAY : 3 (per direction)

## ANALYSIS RAMP CHARACTERISTICS:

\*\*\*\*\*

- (1) RIGHT-HAND RAMP.  
(2) ONE LANE RAMP.

	UPSTREAM RAMP *****	FREEWAY *****	ANALYSIS RAMP *****	DOWNSTEAM RAMP *****
VOLUME	622	5328	541	762
% TRUCKS	3	3	3	3
RAMP TYPE	OFF	N.A.	ON	OFF
DISTANCE	700	N.A.	N.A.	1600

\*\*\*\*\*

## C) RAMP ANALYSIS RESULTS

TRUCK PRESENCE IN LANE 1: 59 % OF FREEWAY TRUCKS

RAMP ANALYZED WITH UPSTREAM RAMP USING FIGURE I.5- 6

WARNING! IN USING THIS NOMOGRAPH:

Normal range for Du is 900 to 2600 ft

	V1	Vr	Vf
	****	****	*****
VPH	1279	541	4706
ET	1.7	1.7	1.7
Fhv	0.95	0.98	0.98
PHF	0.93	0.93	0.93
PCPH	1448	594	5163

CHECKPOINT	VOLUME	LOS
*****	*****	***
FREEWAY:	5757	F
MERGE:	2042	FE

RAMP ANALYZED WITH UPSTREAM RAMP USING APPROXIMATION METHOD

	V1	Vr	Vf
	****	****	*****
VPH	972	541	4706
ET	1.7	1.7	1.7
Fhv	0.94	0.98	0.98
PHF	0.93	0.93	0.93
PCPH	1112	594	5163

CHECKPOINT	VOLUME	LOS
*****	*****	***
FREEWAY:	5757	F
MERGE:	1706	D

## IDENTIFYING INFORMATION

FACILITY LOCATION.... WB I-275 ON-RAMP FROM DALE MABRY HWY  
 TIME AND DATE..... AM PEAK HOUR ; 01-04-1991  
 OTHER INFORMATION.... EXISTING CONDITIONS

\*\*\*\*\*

## C) RAMP ANALYSIS RESULTS (CONTINUED)

-----  
RAMP ANALYZED WITH DOWNSTREAM RAMP USING FIGURE 1.5- 6

WARNING! IN USING THIS NOMOGRAPH:

Normal range for Du is 900 to 2600 ft

	V1	Vr	Vf
	****	****	*****
VPH	1279	541	4706
ET	1.7	1.7	1.7
Fhv	0.95	0.98	0.98
PHF	0.93	0.93	0.93
PCPH	1448	594	5163

CHECKPOINT	VOLUME	LOS
*****	*****	***
FREEWAY:	5757	F
MERGE:	2042	<i>FE</i>

-----  
RAMP ANALYZED WITH DOWNSTREAM RAMP USING APPROXIMATION METHOD

	V1	Vr	Vf
	****	****	*****
VPH	972	541	4706
ET	1.7	1.7	1.7
Fhv	0.94	0.98	0.98
PHF	0.93	0.93	0.93
PCPH	1112	594	5163

CHECKPOINT	VOLUME	LOS
*****	*****	***
FREEWAY:	5757	F
MERGE:	1706	D

## IDENTIFYING INFORMATION

FACILITY LOCATION.... WB I-275 ON-RAMP FROM DALE MABRY HWY  
 TIME AND DATE..... AM PEAK HOUR ; 01-04-1991  
 OTHER INFORMATION.... EXISTING CONDITIONS

\*\*\*\*\*

## C) RAMP ANALYSIS RESULTS (CONTINUED)

-----  
RAMP ANALYZED ALONE USING FIGURE 1.5- 6

WARNING! IN USING THIS NOMOGRAPH:

Normal range for Du is 900 to 2600 ft

	V1	Vr	Vf
	****	****	*****
VPH	1279	541	4706
ET	1.7	1.7	1.7
Fhv	0.95	0.98	0.98
PHF	0.93	0.93	0.93
PCPH	1448	594	5163

CHECKPOINT	VOLUME	LOS
*****	*****	***
FREEWAY:	5757	F
MERGE:	2042	F

-----  
RAMP ANALYZED ALONE USING APPROXIMATION METHOD

	V1	Vr	Vf
	****	****	*****
VPH	972	541	4706
ET	1.7	1.7	1.7
Fhv	0.94	0.98	0.98
PHF	0.93	0.93	0.93
PCPH	1112	594	5163

CHECKPOINT	VOLUME	LOS
*****	*****	***
FREEWAY:	5757	F
MERGE:	1706	D

## IDENTIFYING INFORMATION

-----  
 FACILITY LOCATION.... WB I-275 ON-RAMP FROM DALE MABRY HWY  
 TIME AND DATE..... AM PEAK HOUR ; 01-04-1991  
 OTHER INFORMATION.... EXISTING CONDITIONS

\*\*\*\*\*

FACILITY LOCATION.... WB I-275 OFF-RAMP TO LOIS AVE.  
 ANALYST..... DEA/10A  
 TIME OF ANALYSIS..... AM PEAK HOUR  
 DATE OF ANALYSIS..... 01-04-1991  
 OTHER INFORMATION.... EXISTING CONDITIONS

## A) ADJUSTMENT FACTORS

PERCENTAGE OF TRUCKS..... 3 (Typical - 200 #/HP)  
 PEAK HOUR FACTOR..... .93  
 HIGHWAY DESIGN SPEED (mph)..... 50  
 (BUSES AND RV'S ARE CONSIDERED AS TRUCKS)

LEVEL TERRAIN

## B) INPUT INFORMATION

NO. OF LANES ON FREEWAY : 3 (per direction)

## ANALYSIS RAMP CHARACTERISTICS:

\*\*\*\*\*

- (1) RIGHT-HAND RAMP.  
 (2) ONE LANE RAMP.

	UPSTREAM RAMP *****	FREEWAY *****	ANALYSIS RAMP *****	DOWNSTREAM RAMP *****
VOLUME	541	4706	762	105
% TRUCKS	3	3	3	3
RAMP TYPE	ON	N.A.	OFF	ON
DISTANCE	1600	N.A.	N.A.	1550

\*\*\*\*\*

## C) RAMP ANALYSIS RESULTS

TRUCK PRESENCE IN LANE 1: 66 % OF FREEWAY TRUCKS

RAMP ANALYZED WITH UPSTREAM RAMP USING FIGURE I.5- 7

	V1	Vr	Vf
	****	****	*****
VPH	1739	762	5247
ET	1.7	1.7	1.7
Fhv	0.96	0.98	0.98
PHF	0.93	0.93	0.93
PCPH	1948	836	5757

CHECKPOINT	VOLUME	LOS
*****	*****	***
FREEWAY:	5757	F
DIVERGE:	1948	ED

## IDENTIFYING INFORMATION

FACILITY LOCATION.... WB I-275 OFF-RAMP TO LOIS AVE.  
TIME AND DATE..... AM PEAK HOUR ; 01-04-1991  
OTHER INFORMATION.... EXISTING CONDITIONS



\*\*\*\*\*

## C) RAMP ANALYSIS RESULTS (CONTINUED)

RAMP ANALYZED WITH DOWNSTREAM RAMP USING FIGURE 1.5- 7

	V1	Vr	Vf
	****	****	*****
VPH	1739	762	5247
ET	1.7	1.7	1.7
Fhv	0.96	0.98	0.98
PHF	0.93	0.93	0.93
PCPH	1948	836	5757

CHECKPOINT	VOLUME	LOS
*****	*****	***
FREEWAY:	5757	F
DIVERGE:	1948	ED

## IDENTIFYING INFORMATION

FACILITY LOCATION.... WB I-275 OFF-RAMP TO LOIS AVE.  
TIME AND DATE..... AM PEAK HOUR ; 01-04-1991  
OTHER INFORMATION.... EXISTING CONDITIONS

\*\*\*\*\*

## C) RAMP ANALYSIS RESULTS (CONTINUED)

-----  
RAMP ANALYZED ALONE USING FIGURE I.5- 7

	V1	Vr	Vf
	****	****	*****
VPH	1739	762	5247
ET	1.7	1.7	1.7
Fhv	0.96	0.98	0.98
PHF	0.93	0.93	0.93
PCPH	1948	836	5757

CHECKPOINT	VOLUME	LOS
*****	*****	***
FREEWAY:	5757	F
DIVERGE:	1948	ED

## IDENTIFYING INFORMATION

-----  
FACILITY LOCATION.... WB I-275 OFF-RAMP TO LOIS AVE.  
TIME AND DATE..... AM PEAK HOUR ; 01-04-1991  
OTHER INFORMATION.... EXISTING CONDITIONS

\*\*\*\*\*

FACILITY LOCATION.... WB I-275 ON-RAMP FROM LOIS AVE.  
ANALYST..... DEA/11A  
TIME OF ANALYSIS..... AM PEAK HOUR  
DATE OF ANALYSIS..... 01-04-1991  
OTHER INFORMATION.... EXISTING CONDITIONS

## A) ADJUSTMENT FACTORS

PERCENTAGE OF TRUCKS..... 3 (Typical - 200 #/HP)  
PEAK HOUR FACTOR..... .93  
HIGHWAY DESIGN SPEED (mph)..... 50  
(BUSES AND RV'S ARE CONSIDERED AS TRUCKS)

LEVEL TERRAIN

## B) INPUT INFORMATION

NO. OF LANES ON FREEWAY : 3 (per direction)

## ANALYSIS RAMP CHARACTERISTICS:

\*\*\*\*\*

(1) RIGHT-HAND RAMP.

(2) ONE LANE RAMP.

	UPSTREAM RAMP *****	FREEWAY *****	ANALYSIS RAMP *****	DOWNSTREAM RAMP *****
VOLUME	762	5247	105	1360
% TRUCKS	3	3	3	3
RAMP TYPE	OFF	N.A.	ON	OFF
DISTANCE	1550	N.A.	N.A.	1370

\*\*\*\*\*

## C) RAMP ANALYSIS RESULTS

TRUCK PRESENCE IN LANE 1: 57 % OF FREEWAY TRUCKS

RAMP ANALYZED WITH UPSTREAM RAMP USING FIGURE I.5- 6

WARNING! IN USING THIS NOMOGRAPH:

Normal range for  $V_d$  is 50 to 1300 vph

	$V_1$	$V_r$	$V_f$
	****	****	*****
VPH	1544	105	4485
ET	1.7	1.7	1.7
Fhv	0.97	0.98	0.98
PHF	0.93	0.93	0.93
PCPH	1712	115	4921

CHECKPOINT	VOLUME	LOS
*****	*****	***
FREEWAY:	5036	E
MERGE:	1827	<i>ED</i>

RAMP ANALYZED WITH UPSTREAM RAMP USING APPROXIMATION METHOD

	$V_1$	$V_r$	$V_f$
	****	****	*****
VPH	1319	105	4485
ET	1.7	1.7	1.7
Fhv	0.96	0.98	0.98
PHF	0.93	0.93	0.93
PCPH	1477	115	4921

CHECKPOINT	VOLUME	LOS
*****	*****	***
FREEWAY:	5036	E
MERGE:	1592	<i>EC</i>

## IDENTIFYING INFORMATION

FACILITY LOCATION.... WB I-275 ON-RAMP FROM LOIS AVE.  
 TIME AND DATE..... AM PEAK HOUR ; 01-04-1991  
 OTHER INFORMATION.... EXISTING CONDITIONS

\*\*\*\*\*

## C) RAMP ANALYSIS RESULTS (CONTINUED)

RAMP ANALYZED WITH DOWNSTREAM RAMP USING FIGURE 1.5- 6

WARNING! IN USING THIS NOMOGRAPH:

Normal range for  $V_d$  is 50 to 1300 vph

	V1	Vr	Vf
	****	****	*****
VPH	1544	105	4485
ET	1.7	1.7	1.7
Fhv	0.97	0.98	0.98
PHF	0.93	0.93	0.93
PCPH	1712	115	4921

CHECKPOINT	VOLUME	LOS
*****	*****	***
FREEWAY:	5036	E
MERGE:	1827	ED

RAMP ANALYZED WITH DOWNSTREAM RAMP USING APPROXIMATION METHOD

	V1	Vr	Vf
	****	****	*****
VPH	1319	105	4485
ET	1.7	1.7	1.7
Fhv	0.96	0.98	0.98
PHF	0.93	0.93	0.93
PCPH	1477	115	4921

CHECKPOINT	VOLUME	LOS
*****	*****	***
FREEWAY:	5036	E
MERGE:	1592	DC

## IDENTIFYING INFORMATION

FACILITY LOCATION.... WB I-275 ON-RAMP FROM LOIS AVE.  
 TIME AND DATE..... AM PEAK HOUR ; 01-04-1991  
 OTHER INFORMATION.... EXISTING CONDITIONS

\*\*\*\*\*

## C) RAMP ANALYSIS RESULTS (CONTINUED)

RAMP ANALYZED ALONE USING FIGURE 1.5- 6

WARNING! IN USING THIS NOMOGRAPH:

Normal range for Vd is 50 to 1300 vph

	V1	Vr	Vf
	****	****	*****
VPH	1544	105	4485
ET	1.7	1.7	1.7
Fhv	0.97	0.98	0.98
PHF	0.93	0.93	0.93
PCPH	1712	115	4921

CHECKPOINT	VOLUME	LOS
*****	*****	***
FREEWAY:	5036	E
MERGE:	1827	E

RAMP ANALYZED ALONE USING APPROXIMATION METHOD

	V1	Vr	Vf
	****	****	*****
VPH	1319	105	4485
ET	1.7	1.7	1.7
Fhv	0.96	0.98	0.98
PHF	0.93	0.93	0.93
PCPH	1477	115	4921

CHECKPOINT	VOLUME	LOS
*****	*****	***
FREEWAY:	5036	E
MERGE:	1592	D

## IDENTIFYING INFORMATION

FACILITY LOCATION.... WB I-275 ON-RAMP FROM LOIS AVE.  
 TIME AND DATE..... AM PEAK HOUR ; 01-04-1991  
 OTHER INFORMATION.... EXISTING CONDITIONS

\*\*\*\*\*

FACILITY LOCATION.... WB I-275 OFF-RAMP TO WESTSHORE BLVD.  
 ANALYST..... DEA/12A  
 TIME OF ANALYSIS..... AM PEAK HOUR  
 DATE OF ANALYSIS..... 01-04-1991  
 OTHER INFORMATION.... EXISTING CONDITIONS

## A) ADJUSTMENT FACTORS

PERCENTAGE OF TRUCKS..... 3 (Typical - 200 #/HP)  
 PEAK HOUR FACTOR..... .93  
 HIGHWAY DESIGN SPEED (mph)..... 50  
 (BUSES AND RV'S ARE CONSIDERED AS TRUCKS)

LEVEL TERRAIN

## B) INPUT INFORMATION

NO. OF LANES ON FREEWAY : 3 (per direction)

## ANALYSIS RAMP CHARACTERISTICS:

\*\*\*\*\*

- (1) RIGHT-HAND RAMP.  
 (2) ONE LANE RAMP.

	UPSTREAM RAMP	FREEWAY	ANALYSIS RAMP	DOWNSTREAM RAMP
	*****	*****	*****	*****
VOLUME	105	4485	1360	N.A.
% TRUCKS	3	3	3	N.A.
RAMP TYPE	ON	N.A.	OFF	N.A.
DISTANCE	1370	N.A.	N.A.	N.A.

\*\*\*\*\*

## C) RAMP ANALYSIS RESULTS

TRUCK PRESENCE IN LANE 1: 58 % OF FREEWAY TRUCKS

RAMP ANALYZED WITH UPSTREAM RAMP USING FIGURE I.5- 7

	V1	Vr	Vf
	****	****	*****
VPH	1814	1360	4590
ET	1.7	1.7	1.7
Fhv	0.97	0.98	0.98
PHF	0.93	0.93	0.93
PCPH	2011	1492	5036

CHECKPOINT	VOLUME	LOS
*****	*****	***
FREEWAY:	5036	E
DIVERGE:	2011	FE

## IDENTIFYING INFORMATION


FACILITY LOCATION.... WB I-275 OFF-RAMP TO WESTSHORE BLVD.  
TIME AND DATE..... AM PEAK HOUR ; 01-04-1991  
OTHER INFORMATION.... EXISTING CONDITIONS



# Greiner, Inc.

JOB WB I-275 Off-Ramp To  
 DESCRIPTION NB S.R 60  
A.M Peak Hour  
Existing Conditions

SHEET 1 OF 1 PROJ. NO. \_\_\_\_\_  
 COMPUTED BY DEA DATE 3-7-91  
 CHECKED BY \_\_\_\_\_ DATE \_\_\_\_\_



Analyzed as two lanes dropping at diverge.

$$V_A = V_B = 1654 / 2 = 827 \text{ pcph}$$

$$V_{d1} = V_{d2} = 827 / (0.97)(0.93) = 917 \text{ pcph (LOS B)}$$

# 1985 HCM: RAMP ANALYSIS

PAGE 1

\*\*\*\*\*

FACILITY LOCATION.... WB I-275 ON-RAMP FROM S.R. 60  
 ANALYST..... DEA/13A  
 TIME OF ANALYSIS..... AM PEAK HOUR  
 DATE OF ANALYSIS..... 01-04-1991  
 OTHER INFORMATION.... EXISTING CONDITIONS

## A) ADJUSTMENT FACTORS

PERCENTAGE OF TRUCKS..... 3 (Typical - 200 #/HP)  
 PEAK HOUR FACTOR..... .93  
 HIGHWAY DESIGN SPEED (mph)..... 50  
 (BUSES AND RV'S ARE CONSIDERED AS TRUCKS)

LEVEL TERRAIN

## B) INPUT INFORMATION

NO. OF LANES ON FREEWAY : 2 (per direction)

### ANALYSIS RAMP CHARACTERISTICS:

\*\*\*\*\*

- (1) RIGHT-HAND RAMP.
- (2) ONE LANE RAMP.

	UPSTREAM RAMP *****	FREEWAY *****	ANALYSIS RAMP *****	DOWNSTREAM RAMP *****
VOLUME	N.A.	1576	648	N.A.
% TRUCKS	N.A.	3	3	N.A.
RAMP TYPE	N.A.	N.A.	ON	N.A.
DISTANCE	N.A.	N.A.	N.A.	N.A.

\*\*\*\*\*

## C) RAMP ANALYSIS RESULTS

-----  
TRUCK PRESENCE IN LANE 1: 68 % OF FREEWAY TRUCKS

RAMP ANALYZED ALONE USING FIGURE I.5- 1

	V1	Vr	Vf
	****	****	*****
VPH	605	648	1576
ET	1.7	1.7	1.7
Fhv	0.97	0.98	0.98
PHF	0.93	0.93	0.93
PCPH	671	711	1729

CHECKPOINT	VOLUME	LOS
*****	*****	***
FREEWAY:	2440	C
MERGE:	1382	C

## IDENTIFYING INFORMATION

-----  
FACILITY LOCATION.... WB I-275 ON-RAMP FROM S.R. 60  
TIME AND DATE..... AM PEAK HOUR ; 01-04-1991  
OTHER INFORMATION.... EXISTING CONDITIONS

\*\*\*\*\*

FACILITY LOCATION.... WB I-275 ON-RAMP FROM KENNEDY BLVD.  
 ANALYST..... DEA/14A  
 TIME OF ANALYSIS..... AM PEAK HOUR  
 DATE OF ANALYSIS..... 01-04-1991  
 OTHER INFORMATION.... EXISTING CONDITIONS

## A) ADJUSTMENT FACTORS

PERCENTAGE OF TRUCKS..... 3 (Typical - 200 #/HP)  
 PEAK HOUR FACTOR..... .93  
 HIGHWAY DESIGN SPEED (mph)..... 50  
 (BUSES AND RV'S ARE CONSIDERED AS TRUCKS)

LEVEL TERRAIN

## B) INPUT INFORMATION

NO. OF LANES ON FREEWAY : 2 (per direction)

## ANALYSIS RAMP CHARACTERISTICS:

\*\*\*\*\*

- (1) RIGHT-HAND RAMP.
- (2) ONE LANE RAMP.

	UPSTREAM RAMP	FREEWAY	ANALYSIS RAMP	DOWNSTREAM RAMP
	*****	*****	*****	*****
VOLUME	N.A.	2224	233	N.A.
% TRUCKS	N.A.	3	3	N.A.
RAMP TYPE	N.A.	N.A.	ON	N.A.
DISTANCE	N.A.	N.A.	N.A.	N.A.

\*\*\*\*\*

## C) RAMP ANALYSIS RESULTS

-----  
TRUCK PRESENCE IN LANE 1: 65 % OF FREEWAY TRUCKS

RAMP ANALYZED ALONE USING FIGURE I.5- 1

	V <sub>1</sub>	V <sub>r</sub>	V <sub>f</sub>
	****	****	*****
VPH	876	233	2224
ET	1.7	1.7	1.7
Fhv	0.97	0.98	0.98
PHF	0.93	0.93	0.93
PCPH	971	256	2440

CHECKPOINT	VOLUME	LOS
*****	*****	***
FREEWAY:	2696	D
MERGE:	1227	C

## IDENTIFYING INFORMATION

-----  
FACILITY LOCATION.... WB I-275 ON-RAMP FROM KENNEDY BLVD.  
TIME AND DATE..... AM PEAK HOUR ; 01-04-1991  
OTHER INFORMATION.... EXISTING CONDITIONS

\*\*\*\*\*

FACILITY LOCATION.... EB I-275 OFF TO KENNEDY BLVD.  
ANALYST..... DEA/1P  
TIME OF ANALYSIS..... PM PEAK HOUR  
DATE OF ANALYSIS..... 01-04-1991  
OTHER INFORMATION.... EXISTING CONDITIONS

## A) ADJUSTMENT FACTORS

PERCENTAGE OF TRUCKS..... 3 (Typical - 200 #/HP)  
PEAK HOUR FACTOR..... .93  
HIGHWAY DESIGN SPEED (mph)..... 50  
(BUSES AND RV'S ARE CONSIDERED AS TRUCKS)

LEVEL TERRAIN

## B) INPUT INFORMATION

NO. OF LANES ON FREEWAY : 2 (per direction)

## ANALYSIS RAMP CHARACTERISTICS:

\*\*\*\*\*

- (1) RIGHT-HAND RAMP.  
(2) ONE LANE RAMP.

	UPSTREAM RAMP *****	FREEWAY *****	ANALYSIS RAMP *****	DOWNSTREAM RAMP *****
VOLUME	N.A.	2940	253	904
% TRUCKS	N.A.	3	3	3
RAMP TYPE	N.A.	N.A.	OFF	OFF
DISTANCE	N.A.	N.A.	N.A.	1730

\*\*\*\*\*

## C) RAMP ANALYSIS RESULTS

TRUCK PRESENCE IN LANE 1: 76 % OF FREEWAY TRUCKS

RAMP ANALYZED WITH DOWNSTREAM RAMP USING APPROXIMATION METHOD

	V1	Vr	Vf
	****	****	*****
VPH	1347	253	2940
ET	1.7	1.7	1.7
Fhv	0.97	0.98	0.98
PHF	0.93	0.93	0.93
PCPH	1493	278	3226

CHECKPOINT	VOLUME	LOS
*****	*****	***
FREEWAY:	3226	E
DIVERGE:	1493	C

## IDENTIFYING INFORMATION

FACILITY LOCATION.... EB I-275 OFF TO KENNEDY BLVD.  
TIME AND DATE..... PM PEAK HOUR ; 01-04-1991  
OTHER INFORMATION.... EXISTING CONDITIONS

\*\*\*\*\*

FACILITY LOCATION.... EB I-275 OFF-RAMP TO NB S.R. 60  
ANALYST..... DEA/2P  
TIME OF ANALYSIS..... PM PEAK HOUR  
DATE OF ANALYSIS..... 01-04-1991  
OTHER INFORMATION.... EXISTING CONDITIONS

## A) ADJUSTMENT FACTORS

PERCENTAGE OF TRUCKS..... 3 (Typical - 200 #/HP)  
PEAK HOUR FACTOR..... .93  
HIGHWAY DESIGN SPEED (mph)..... 50  
(BUSES AND RV'S ARE CONSIDERED AS TRUCKS)

LEVEL TERRAIN

## B) INPUT INFORMATION

NO. OF LANES ON FREEWAY : 2 (per direction)

## ANALYSIS RAMP CHARACTERISTICS:

\*\*\*\*\*

- (1) RIGHT-HAND RAMP.  
(2) ONE LANE RAMP.

	UPSTREAM RAMP *****	FREEWAY *****	ANALYSIS RAMP *****	DOWNSTREAM RAMP *****
VOLUME	253	2940	904	N. A.
% TRUCKS	3	3	3	N. A.
RAMP TYPE	OFF	N. A.	OFF	N. A.
DISTANCE	1730	N. A.	N. A.	N. A.



\*\*\*\*\*

## C) RAMP ANALYSIS RESULTS

TRUCK PRESENCE IN LANE 1: 70 % OF FREEWAY TRUCKS

RAMP ANALYZED WITH UPSTREAM RAMP USING FIGURE I.5- 2

	V1	Vr	Vf
	****	****	*****
VPH	1562	904	2687
ET	1.7	1.7	1.7
Fhv	0.97	0.98	0.98
PHF	0.93	0.93	0.93
PCPH	1732	992	2948

CHECKPOINT	VOLUME	LOS
*****	*****	***
FREEWAY:	2948	D
DIVERGE:	1732	D

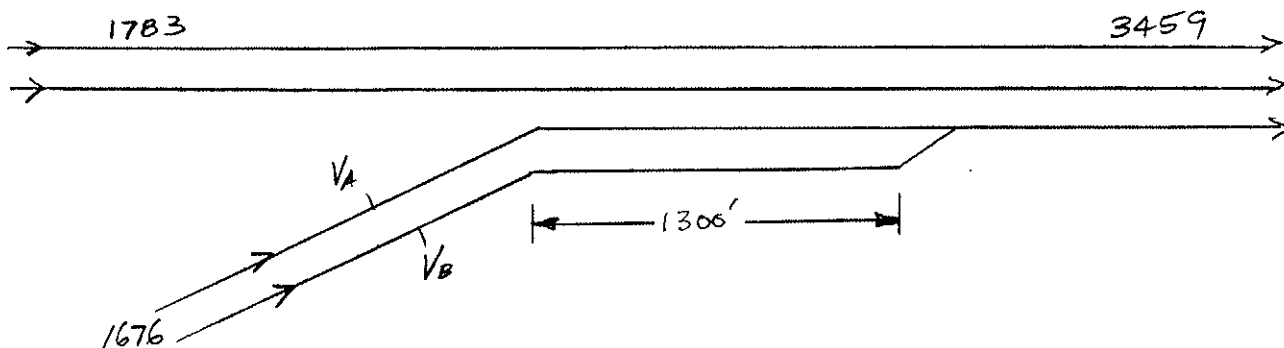
## IDENTIFYING INFORMATION

FACILITY LOCATION.... EB I-275 OFF-RAMP TO NB S.R. 60  
TIME AND DATE..... PM PEAK HOUR ; 01-04-1991  
OTHER INFORMATION.... EXISTING CONDITIONS

# Greiner, Inc.

JOB EB I-275 ON-RAMP FROM  
 DESCRIPTION SB S.R. 60  
P.M. Peak Hour  
EXISTING CONDITIONS

SHEET 1 OF 1 PROJ. NO. \_\_\_\_\_  
 COMPUTED BY DEA DATE 3-7-91  
 CHECKED BY BSR DATE 3/7/91



Using Fig. I.5-11

$$V_i = 54 + 0.070(1783) + 0.049(1676) = 261 \text{ vph} \checkmark$$

$$V_{i+A} = -205 + (0.287)(1783) + 0.575(1676) = 1270 \text{ vph} \checkmark$$

$$V_A = V_{i+A} - V_i = 1270 - 261 = 1009 \text{ vph} \checkmark$$

$$V_B = V_r - V_A = 1676 - 1009 = 667 \text{ vph} \checkmark$$

$$\# \text{ of trucks in lane A} = (1 - 0.66)(0.03)(1676) = 17 \checkmark$$

$$P_{TA} = 17/1009 = 0.017 \quad f_{HV} = 1/(1 + (0.017)(1.7 - 1)) = 0.99 \checkmark$$

$$\# \text{ of truck in lane B} = (0.66)(0.03)(1676) = 33 \checkmark$$

$$P_{TB} = 33/667 = 0.049 \quad f_{HV} = 1/(1 + (0.049)(1.7 - 1)) = 0.97 \checkmark$$

1<sup>st</sup> Merge

$$V_{m1} = 1009/(0.99)(0.93) = 1096 \text{ pcph (LOS B)} \checkmark$$

2<sup>nd</sup> Merge

$$V_A \text{ remaining} = (0.60)(1009) = 605$$

$$V_B = 667$$

$$V_{m2} = V_A(\text{remaining}) + V_B = 605/(0.99)(0.93) + 667/(0.97)(0.93) \\ = 1397 \text{ pcph (LOS C)} \checkmark$$

\*\*\*\*\*

FACILITY SECTION..... EB I-275 BETWEEN WESTSHORE & LOIS  
 ANALYST..... DEA/E275WLP  
 TIME OF ANALYSIS..... PM PEAK HOUR  
 DATE OF ANALYSIS..... 01-07-1991  
 OTHER INFORMATION.... EXISTING CONDITIONS

## A) ADJUSTMENT FACTORS

PERCENTAGE OF TRUCKS..... 3 (TYPICAL - 200 #/HP)  
 PERCENTAGE OF BUSES..... 0  
 PERCENTAGE OF RECREATIONAL VEHICLES... 0  
 PEAK HOUR FACTOR..... .93  
 DRIVER POPULATION FACTOR..... 1 (WEEKDAY/COMMUTER)  
 LANE WIDTH (FT)..... 12  
 OBSTRUCTIONS ON BOTH SIDES  
 DISTANCE FROM ROADWAY EDGE (FT)..... 6

## B) CORRECTION FACTORS

TERRAIN TYPE	E T	E B	E R	f HV	f w	f p
LEVEL	1.7	1.5	1.6	0.98	1.00	1.00

## C) INPUT VOLUMES

VOL	(vph)	(pcph)	DESCRIPTION
V 1	3,288	3,609	is the nonweaving vehicles on the freeway
V 2	171	187	is the down weaving vehicles
V 3	1,422	1,561	is the up weaving vehicles
V 4	9*	9	is the ramp-to-ramp nonweaving vehicles

## D) ANALYSIS RESULTS

WEAVE TYPE..... A  
 NO. OF LANES..... 4  
 LENGTH OF SECTION..... 1320  
 NO. OF MAINLINE LANES..... 3  
 (Upstream of Weave Section)

	LOS	SPEED
WEAVING VEHICLES	E	39 mph
NONWEAVING VEHICLES	C	49 mph

OPERATION OF WEAVING AREA IS CONSTRAINED

\*\*\*\*\*

	ANALYZED	MAXIMUM
WEAVING VOLUME (VW)...	1,748	1,800
VOLUME RATIO (VR)....	0.33	0.35
WEAVING RATIO (R)....	0.11	0.50
WEAVING LENGTH (L)...	1,320	2,000

\* The ramp-to-ramp movement was assumed to be 5% of the smaller  
 ramp volume

\*\*\*\*\*

FACILITY LOCATION... EB I-275 ON-RAMP FROM LOIS AVE.  
ANALYST..... DEA/3P  
TIME OF ANALYSIS..... PM PEAK HOUR  
DATE OF ANALYSIS..... 01-04-1991  
OTHER INFORMATION... EXISTING CONDITIONS

## A) ADJUSTMENT FACTORS

PERCENTAGE OF TRUCKS..... 3 (Typical - 200 #/HP)  
PEAK HOUR FACTOR..... .93  
HIGHWAY DESIGN SPEED (mph)..... 50  
(BUSES AND RV'S ARE CONSIDERED AS TRUCKS)

LEVEL TERRAIN

## B) INPUT INFORMATION

NO. OF LANES ON FREEWAY : 3 (per direction)

## ANALYSIS RAMP CHARACTERISTICS:

\*\*\*\*\*

- (1) RIGHT-HAND RAMP.  
(2) ONE LANE RAMP.

	UPSTREAM RAMP	FREEWAY	ANALYSIS RAMP	DOWNSTREAM RAMP
	*****	*****	*****	*****
VOLUME	N.A.	4710	773	131
% TRUCKS	N.A.	3	3	3
RAMP TYPE	N.A.	N.A.	ON	OFF
DISTANCE	N.A.	N.A.	N.A.	1520

\*\*\*\*\*

## C) RAMP ANALYSIS RESULTS

-----  
TRUCK PRESENCE IN LANE 1: 59 % OF FREEWAY TRUCKS

RAMP ANALYZED WITH DOWNSTREAM RAMP USING FIGURE I.5- 6

	V1	Vr	Vf
	****	****	*****
VPH	1079	773	4710
ET	1.7	1.7	1.7
Fhv	0.95	0.98	0.98
PHF	0.93	0.93	0.93
PCPH	1221	848	5168

CHECKPOINT	VOLUME	LOS
*****	*****	***
FREEWAY:	6016	F
MERGE:	2069	PE

## IDENTIFYING INFORMATION

-----  
FACILITY LOCATION.... EB I-275 ON-RAMP FROM LOIS AVE.  
TIME AND DATE..... PM PEAK HOUR ; 01-04-1991  
OTHER INFORMATION.... EXISTING CONDITIONS

\*\*\*\*\*

FACILITY LOCATION.... EB I-275 OFF-RAMP TO SB DALE MABRY HWY  
 ANALYST..... DEA/4P  
 TIME OF ANALYSIS..... PM PEAK HOUR  
 DATE OF ANALYSIS..... 01-04-1991  
 OTHER INFORMATION.... EXISTING CONDITIONS

## A) ADJUSTMENT FACTORS

PERCENTAGE OF TRUCKS..... 3 (Typical - 200 #/HP)  
 PEAK HOUR FACTOR..... .93  
 HIGHWAY DESIGN SPEED (mph)..... 50  
 (BUSES AND RV'S ARE CONSIDERED AS TRUCKS)

LEVEL TERRAIN

## B) INPUT INFORMATION

NO. OF LANES ON FREEWAY : 3 (per direction)

## ANALYSIS RAMP CHARACTERISTICS:

\*\*\*\*\*

- (1) RIGHT-HAND RAMP.  
 (2) ONE LANE RAMP.

	UPSTREAM RAMP	FREEWAY	ANALYSIS RAMP	DOWNSTREAM RAMP
	*****	*****	*****	*****
VOLUME	773	4710	131	491
% TRUCKS	3	3	3	3
RAMP TYPE	ON	N.A.	OFF	OFF
DISTANCE	1520	N.A.	N.A.	1160

\*\*\*\*\*

## C) RAMP ANALYSIS RESULTS

TRUCK PRESENCE IN LANE 1: 70 % OF FREEWAY TRUCKS

RAMP ANALYZED WITH UPSTREAM RAMP USING FIGURE 1.5- 7

	V1	Vr	Vf
	****	****	*****
VPH	1532	131	5483
ET	1.7	1.7	1.7
Fhv	0.95	0.98	0.98
PHF	0.93	0.93	0.93
PCPH	1734	144	6016

CHECKPOINT	VOLUME	LOS
*****	*****	***
FREEWAY:	6016	F
DIVERGE:	1734	D

## IDENTIFYING INFORMATION

FACILITY LOCATION.... EB I-275 OFF-RAMP TO SB DALE MABRY HWY  
TIME AND DATE..... PM PEAK HOUR ; 01-04-1991  
OTHER INFORMATION.... EXISTING CONDITIONS

\*\*\*\*\*

## C) RAMP ANALYSIS RESULTS (CONTINUED)

-----  
RAMP ANALYZED WITH DOWNSTREAM RAMP USING APPROXIMATION METHOD

	V1	Vr	Vf
	****	****	*****
VPH	1372	131	5483
ET	1.7	1.7	1.7
Fhv	0.95	0.98	0.98
PHF	0.93	0.93	0.93
PCPH	1553	144	6016

CHECKPOINT	VOLUME	LOS
*****	*****	***
FREEWAY:	6016	F
DIVERGE:	1553	DC

## IDENTIFYING INFORMATION

-----  
FACILITY LOCATION.... EB I-275 OFF-RAMP TO SB DALE MABRY HWY  
TIME AND DATE..... PM PEAK HOUR ; 01-04-1991  
OTHER INFORMATION.... EXISTING CONDITIONS



\*\*\*\*\*

## C) RAMP ANALYSIS RESULTS (CONTINUED)

-----  
RAMP ANALYZED ALONE USING FIGURE 1.5- 7

	V1	Vr	Vf
	****	****	*****
VPH	1532	131	5483
ET	1.7	1.7	1.7
Fhv	0.95	0.98	0.98
PHF	0.93	0.93	0.93
PCPH	1734	144	6016

CHECKPOINT	VOLUME	LOS
*****	*****	***
FREEWAY:	6016	F
DIVERGE:	1734	D

## IDENTIFYING INFORMATION

-----  
FACILITY LOCATION.... EB I-275 OFF-RAMP TO SB DALE MABRY HWY  
TIME AND DATE..... PM PEAK HOUR ; 01-04-1991  
OTHER INFORMATION.... EXISTING CONDITIONS

\*\*\*\*\*

FACILITY LOCATION..... EB I-275 OFF-RAMP TO NB DALE MARRY HWY  
 ANALYST..... DEA/SP  
 TIME OF ANALYSIS..... PM PEAK HOUR  
 DATE OF ANALYSIS..... 01-04-1991  
 OTHER INFORMATION..... EXISTING CONDITIONS

#### A) ADJUSTMENT FACTORS

PERCENTAGE OF TRUCKS..... 3 (Typical - 200 #/MP)  
 PEAK HOUR FACTOR..... .93  
 HIGHWAY DESIGN SPEED (mph)..... 50  
 (BUSES AND RV'S ARE CONSIDERED AS TRUCKS)

LEVEL TERRAIN

#### B) INPUT INFORMATION

NO. OF LANES ON FREEWAY : 3 (per direction)

ANALYSIS RAMP CHARACTERISTICS:

\*\*\*\*\*

(1) RIGHT-HAND RAMP.

(2) ONE LANE RAMP.

	UPSTREAM RAMP *****	FREEWAY *****	ANALYSIS RAMP *****	DOWNSTREAM RAMP *****
VOLUME	131	5483	491	1066
% TRUCKS	3	3	3	3
RAMP TYPE	OFF	N.A.	OFF	ON
DISTANCE	1160	N.A.	N.A.	1040

\*\*\*\*\*

### C) RAMP ANALYSIS RESULTS

---

TRUCK PRESENCE IN LANE 1: 68 % OF FREEWAY TRUCKS

RAMP ANALYZED WITH UPSTREAM RAMP USING FIGURE I.5- 7

	V <sub>1</sub>	V <sub>r</sub>	V <sub>f</sub>
	***	***	***
VPK	1565	491	5352
ET	1.7	1.7	1.7
Fhv	0.95	0.93	0.98
PHF	0.93	0.93	0.93
PCPH	1771	539	5872

CHECKPOINT	VOLUME	LOS
*****	*****	***
FREEWAY:	5872	F
DIVERGE:	1771	D

### IDENTIFYING INFORMATION

---

FACILITY LOCATION..... EB I-275 OFF-RAMP TO NB DALE HARRY HWY  
 TIME AND DATE..... PM PEAK HOUR : 01-04-1991  
 OTHER INFORMATION..... EXISTING CONDITIONS

\*\*\*\*\*

# C) RAMP ANALYSIS RESULTS (CONTINUED)

RAMP ANALYZED WITH DOWNSTREAM RAMP USING FIGURE 1.5- 7

	V <sub>1</sub>	V <sub>F</sub>	V <sub>f</sub>
	****	****	*****
UPH	1565	491	5352
ET	1.7	1.7	1.7
F <sub>hv</sub>	0.95	0.98	0.98
F <sub>HF</sub>	0.93	0.93	0.93
PCPH	1771	539	5872

CHECKPOINT	VOLUME	LOS
*****	*****	***
FREEWAY:	5872	F
DIVERGE:	1771	D

## IDENTIFYING INFORMATION

FACILITY LOCATION..... EB I-275 OFF-RAMP TO NB DALE HARRY HWY  
 TIME AND DATE..... PM PEAK HOUR : 01-04-1991  
 OTHER INFORMATION..... EXISTING CONDITIONS

\*\*\*\*\*

# C) RAMP ANALYSIS RESULTS (CONTINUED)

RAMP ANALYZED ALONE USING FIGURE 1.5- 7

	V1	Vr	Vf
	****	****	****
VPH	1565	491	5352
ET	1.7	1.7	1.7
Fhv	0.95	0.98	0.98
PHF	0.93	0.93	0.93
PCFH	1771	539	5872

CHECKPOINT	VOLUME	LOS
*****	*****	***
FREEWAY:	5872	F
DIVERGE:	1771	D

## IDENTIFYING INFORMATION

FACILITY LOCATION..... EB I-275 OFF-RAMP TO NB DALE MARBY HWY  
 TIME AND DATE..... PM PEAK HOUR : 01-04-1991  
 OTHER INFORMATION..... EXISTING CONDITIONS

\*\*\*\*\*

FACILITY LOCATION.... EB I-275 ON-RAMP FROM DALE MABRY HWY  
 ANALYST..... DEA/6P  
 TIME OF ANALYSIS..... PM PEAK HOUR  
 DATE OF ANALYSIS..... 01-04-1991  
 OTHER INFORMATION.... EXISTING CONDITIONS

## A) ADJUSTMENT FACTORS

PERCENTAGE OF TRUCKS..... 3 (Typical - 200 #/HP)  
 PEAK HOUR FACTOR..... .93  
 HIGHWAY DESIGN SPEED (mph)..... 50  
 (BUSES AND RV'S ARE CONSIDERED AS TRUCKS)

LEVEL TERRAIN

## B) INPUT INFORMATION

NO. OF LANES ON FREEWAY : 3 (per direction)

## ANALYSIS RAMP CHARACTERISTICS:

\*\*\*\*\*

- (1) RIGHT-HAND RAMP.
- (2) ONE LANE RAMP.

	UPSTREAM RAMP	FREEWAY	ANALYSIS RAMP	DOWNSTREAM RAMP
	*****	*****	*****	*****
VOLUME	491	5352	1066	N.A.
% TRUCKS	3	3	3	N.A.
RAMP TYPE	OFF	N.A.	ON	N.A.
DISTANCE	1040	N.A.	N.A.	N.A.

\*\*\*\*\*

## C) RAMP ANALYSIS RESULTS

-----  
TRUCK PRESENCE IN LANE 1: 61 % OF FREEWAY TRUCKS

RAMP ANALYZED WITH UPSTREAM RAMP USING FIGURE I.5- 6

	V1	Vr	Vf
	****	****	*****
VPH	1028	1066	4861
ET	1.7	1.7	1.7
Fhv	0.94	0.98	0.98
PHF	0.93	0.93	0.93
PCPH	1176	1170	5334

CHECKPOINT	VOLUME	LOS
*****	*****	***
FREEWAY:	6504	F
MERGE:	2346	F

## IDENTIFYING INFORMATION

-----  
FACILITY LOCATION.... EB I-275 ON-RAMP FROM DALE MABRY HWY  
TIME AND DATE..... PM PEAK HOUR ; 01-04-1991  
OTHER INFORMATION.... EXISTING CONDITIONS

\*\*\*\*\*

FACILITY LOCATION.... WB I-275 OFF-RAMP TO NB DALE MABRY HWY  
ANALYST..... DEA/7P  
TIME OF ANALYSIS..... PM PEAK HOUR  
DATE OF ANALYSIS..... 01-04-1991  
OTHER INFORMATION.... EXISTING CONDITIONS

## A) ADJUSTMENT FACTORS

PERCENTAGE OF TRUCKS..... 3 (Typical - 200 #/HP)  
PEAK HOUR FACTOR..... .93  
HIGHWAY DESIGN SPEED (mph)..... 50  
(BUSES AND RV'S ARE CONSIDERED AS TRUCKS)

LEVEL TERRAIN

## B) INPUT INFORMATION

NO. OF LANES ON FREEWAY : 3 (per direction)

## ANALYSIS RAMP CHARACTERISTICS:

\*\*\*\*\*

- (1) RIGHT-HAND RAMP.  
(2) ONE LANE RAMP.

	UPSTREAM RAMP	FREEWAY	ANALYSIS RAMP	DOWNSTREAM RAMP
	*****	*****	*****	*****
VOLUME	N.A.	5621	681	507
% TRUCKS	N.A.	3	3	3
RAMP TYPE	N.A.	N.A.	OFF	OFF
DISTANCE	N.A.	N.A.	N.A.	980



\*\*\*\*\*

## C) RAMP ANALYSIS RESULTS

-----  
TRUCK PRESENCE IN LANE 1: 73 % OF FREEWAY TRUCKS

RAMP ANALYZED WITH DOWNSTREAM RAMP USING APPROXIMATION METHOD

	V1	Vr	Vf
	****	****	*****
VPH	1785	681	5621
ET	1.7	1.7	1.7
Fhv	0.95	0.98	0.98
PHF	0.93	0.93	0.93
PCPH	2020	747	6167

CHECKPOINT	VOLUME	LOS
*****	*****	***
FREEWAY:	6167	F
DIVERGE:	2020	<i>FE</i>

## IDENTIFYING INFORMATION

-----  
FACILITY LOCATION.... WB I-275 OFF-RAMP TO NB DALE MABRY HWY  
TIME AND DATE..... PM PEAK HOUR ; 01-04-1991  
OTHER INFORMATION.... EXISTING CONDITIONS

\*\*\*\*\*

FACILITY LOCATION..... WB I-275 OFF-RAMP TO SB DALE MARBY HWY  
 ANALYST..... DEA/BP  
 TIME OF ANALYSIS..... PM PEAK HOUR  
 DATE OF ANALYSIS..... 01-04-1991  
 OTHER INFORMATION..... EXISTING CONDITIONS

#### A) ADJUSTMENT FACTORS

PERCENTAGE OF TRUCKS..... 3 (Typical - 200 #/MP)  
 PEAK HOUR FACTOR..... .93  
 HIGHWAY DESIGN SPEED (mph)..... 50  
 (BUSES AND RV'S ARE CONSIDERED AS TRUCKS)

LEVEL TERRAIN

#### B) INPUT INFORMATION

NO. OF LANES ON FREEWAY : 3 (per direction)

ANALYSIS RAMP CHARACTERISTICS:

\*\*\*\*\*

- (1) RIGHT-HAND RAMP.
- (2) ONE LANE RAMP.

	UPSTREAM RAMP *****	FREEWAY *****	ANALYSIS RAMP *****	DOWNSTREAM RAMP *****
VOLUME	681	5621	507	527
% TRUCKS	3	3	3	3
RAMP TYPE	OFF	N.A.	OFF	ON
DISTANCE	980	N.A.	N.A.	700

\*\*\*\*\*

### C) RAMP ANALYSIS RESULTS

---

TRUCK PRESENCE IN LANE 1: 62 % OF FREEWAY TRUCKS

RAMP ANALYZED WITH UPSTREAM RAMP USING FIGURE I.5- 7

	V1	Vr	Vf
	****	****	****
VPH	1477	507	4940
ET	1.7	1.7	1.7
Fhv	0.96	0.98	0.98
PHF	0.93	0.93	0.93
PCPH	1654	556	5420

CHECKPOINT	VOLUME	LOS
*****	*****	***
FREEWAY:	5420	E
DIVERGE:	1654	D

### IDENTIFYING INFORMATION

---

FACILITY LOCATION.... WB I-275 OFF-RAMP TO SE DALE MABRY HWY  
 TIME AND DATE..... PM PEAK HOUR : 01-04-1991  
 OTHER INFORMATION.... EXISTING CONDITIONS

\*\*\*\*\*

### C) RAMP ANALYSIS RESULTS (CONTINUED)

RAMP ANALYZED WITH DOWNSTREAM RAMP USING FIGURE 1.5- 7

	V <sub>1</sub>	V <sub>r</sub>	V <sub>f</sub>
	****	****	****
VPH	1477	507	4940
ET	1.7	1.7	1.7
Fhv	0.94	0.98	0.98
PHF	0.93	0.93	0.93
PCPH	1654	556	5420

CHECKPOINT	VOLUME	LOS
*****	*****	***
FREEMAY:	5420	E
DIVERGE:	1654	D

### IDENTIFYING INFORMATION

FACILITY LOCATION..... WB I-275 OFF-RAMP TO SB DALE MABRY HWY  
 TIME AND DATE..... PM PEAK HOUR : 01-04-1991  
 OTHER INFORMATION..... EXISTING CONDITIONS

\*\*\*\*\*

### C) RAMP ANALYSIS RESULTS (CONTINUED)

RAMP ANALYZED ALONE USING FIGURE 1.5- 7

	V <sub>1</sub>	V <sub>r</sub>	V <sub>f</sub>
	****	****	****
VPH	1477	507	4940
ET	1.7	1.7	1.7
Fhv	0.96	0.98	0.98
PHF	0.93	0.93	0.93
PCFH	1654	556	5420

CHECKPOINT	VOLUME	LOS
*****	*****	***
FREEWAY:	5420	E
DIVERGE:	1654	D

### IDENTIFYING INFORMATION

FACILITY LOCATION.... WB I-275 OFF-RAMP TO SB DALE MARBY HWY  
 TIME AND DATE..... PM PEAK HOUR : 01-04-1991  
 OTHER INFORMATION.... EXISTING CONDITIONS

\*\*\*\*\*

FACILITY LOCATION.... WB I-275 ON-RAMP FROM DALE MABRY HWY  
ANALYST..... DEA/9P  
TIME OF ANALYSIS..... PM PEAK HOUR  
DATE OF ANALYSIS..... 01-04-1991  
OTHER INFORMATION.... EXISTING CONDITIONS

## A) ADJUSTMENT FACTORS

PERCENTAGE OF TRUCKS..... 3 (Typical - 200 #/HP)  
PEAK HOUR FACTOR..... .93  
HIGHWAY DESIGN SPEED (mph)..... 50  
(BUSES AND RV'S ARE CONSIDERED AS TRUCKS)

LEVEL TERRAIN

## B) INPUT INFORMATION

NO. OF LANES ON FREEWAY : 3 (per direction)

## ANALYSIS RAMP CHARACTERISTICS:

\*\*\*\*\*

- (1) RIGHT-HAND RAMP.  
(2) ONE LANE RAMP.

	UPSTREAM RAMP *****	FREEWAY *****	ANALYSIS RAMP *****	DOWNSTREAM RAMP *****
VOLUME	507	4940	527	585
% TRUCKS	3	3	3	3
RAMP TYPE	OFF	N.A.	ON	OFF
DISTANCE	700	N.A.	N.A.	1600

\*\*\*\*\*

## C) RAMP ANALYSIS RESULTS

TRUCK PRESENCE IN LANE 1: 56 % OF FREEWAY TRUCKS

RAMP ANALYZED WITH UPSTREAM RAMP USING FIGURE I.5- 6

WARNING! IN USING THIS NOMOGRAPH:

Normal range for  $D_u$  is 900 to 2600 ft

	V1	Vr	Vf
	****	****	*****
VPH	1152	527	4433
ET	1.7	1.7	1.7
Fhv	0.96	0.98	0.98
PHF	0.93	0.93	0.93
PCPH	1290	578	4864

CHECKPOINT	VOLUME	LOS
*****	*****	***
FREEWAY:	5442	E
MERGE:	1868	<i>ED</i>

RAMP ANALYZED WITH UPSTREAM RAMP USING APPROXIMATION METHOD

	V1	Vr	Vf
	****	****	*****
VPH	828	527	4433
ET	1.7	1.7	1.7
Fhv	0.94	0.98	0.98
PHF	0.93	0.93	0.93
PCPH	947	578	4864

CHECKPOINT	VOLUME	LOS
*****	*****	***
FREEWAY:	5442	E
MERGE:	1525	<i>PC</i>

## IDENTIFYING INFORMATION

FACILITY LOCATION.... WB I-275 ON-RAMP FROM DALE MABRY HWY  
 TIME AND DATE..... PM PEAK HOUR ; 01-04-1991  
 OTHER INFORMATION.... EXISTING CONDITIONS

\*\*\*\*\*

## C) RAMP ANALYSIS RESULTS (CONTINUED)

RAMP ANALYZED WITH DOWNSTREAM RAMP USING FIGURE 1.5- 6

WARNING! IN USING THIS NOMOGRAPH:

Normal range for Du is 900 to 2600 ft

	V1	Vr	Vf
	****	****	*****
VPH	1152	527	4433
ET	1.7	1.7	1.7
Fhv	0.96	0.98	0.98
PHF	0.93	0.93	0.93
PCPH	1290	578	4864

CHECKPOINT	VOLUME	LDS
*****	*****	***
FREEWAY:	5442	E
MERGE:	1868	ED

RAMP ANALYZED WITH DOWNSTREAM RAMP USING APPROXIMATION METHOD

	V1	Vr	Vf
	****	****	*****
VPH	828	527	4433
ET	1.7	1.7	1.7
Fhv	0.94	0.98	0.98
PHF	0.93	0.93	0.93
PCPH	947	578	4864

CHECKPOINT	VOLUME	LDS
*****	*****	***
FREEWAY:	5442	E
MERGE:	1525	EC

## IDENTIFYING INFORMATION

FACILITY LOCATION.... WB I-275 ON-RAMP FROM DALE MABRY HWY  
 TIME AND DATE..... PM PEAK HOUR ; 01-04-1991  
 OTHER INFORMATION.... EXISTING CONDITIONS



\*\*\*\*\*

## C) RAMP ANALYSIS RESULTS (CONTINUED)

-----  
RAMP ANALYZED ALONE USING FIGURE 1.5- 6

WARNING! IN USING THIS NOMOGRAPH:

Normal range for Du is 900 to 2600 ft

	V1	Vr	Vf
	****	****	*****
VPH	1152	527	4433
ET	1.7	1.7	1.7
Fhv	0.96	0.98	0.98
PHF	0.93	0.93	0.93
PCPH	1290	578	4864

CHECKPOINT	VOLUME	LOS
*****	*****	***
FREEWAY:	5442	E
MERGE:	1868	<i>ED</i>

-----  
RAMP ANALYZED ALONE USING APPROXIMATION METHOD

	V1	Vr	Vf
	****	****	*****
VPH	828	527	4433
ET	1.7	1.7	1.7
Fhv	0.94	0.98	0.98
PHF	0.93	0.93	0.93
PCPH	947	578	4864

CHECKPOINT	VOLUME	LOS
*****	*****	***
FREEWAY:	5442	E
MERGE:	1525	<i>DC</i>

## IDENTIFYING INFORMATION

-----  
FACILITY LOCATION.... WB I-275 ON-RAMP FROM DALE MABRY HWY  
TIME AND DATE..... PM PEAK HOUR ; 01-04-1991  
OTHER INFORMATION.... EXISTING CONDITIONS

\*\*\*\*\*

FACILITY LOCATION.... WB I-275 OFF-RAMP TO LOIS AVE.  
 ANALYST..... DEA/10P  
 TIME OF ANALYSIS..... PM PEAK HOUR  
 DATE OF ANALYSIS..... 01-04-1991  
 OTHER INFORMATION.... EXISTING CONDITIONS

## A) ADJUSTMENT FACTORS

-----  
 PERCENTAGE OF TRUCKS..... 3 (Typical - 200 #/HP)  
 PEAK HOUR FACTOR..... .93  
 HIGHWAY DESIGN SPEED (mph)..... 50  
 (BUSES AND RV'S ARE CONSIDERED AS TRUCKS)

LEVEL TERRAIN

## B) INPUT INFORMATION

-----  
 NO. OF LANES ON FREEWAY : 3 (per direction)

## ANALYSIS RAMP CHARACTERISTICS:

\*\*\*\*\*

- (1) RIGHT-HAND RAMP.  
 (2) ONE LANE RAMP.

	UPSTREAM RAMP *****	FREEWAY *****	ANALYSIS RAMP *****	DOWNSTREAM RAMP *****
VOLUME	527	4433	585	170
% TRUCKS	3	3	3	3
RAMP TYPE	ON	N.A.	OFF	ON
DISTANCE	1600	N.A.	N.A.	1550

\*\*\*\*\*

## C) RAMP ANALYSIS RESULTS

-----  
TRUCK PRESENCE IN LANE 1: 62 % OF FREEWAY TRUCKS

RAMP ANALYZED WITH UPSTREAM RAMP USING FIGURE I.5- 7

	V1	Vr	Vf
	****	****	*****
VPH	1587	585	4960
ET	1.7	1.7	1.7
Fhv	0.96	0.98	0.98
PHF	0.93	0.93	0.93
PCPH	1778	642	5442

CHECKPOINT	VOLUME	LOS
*****	*****	***
FREEWAY:	5442	E
DIVERGE:	1778	D

## IDENTIFYING INFORMATION

-----  
FACILITY LOCATION.... WB I-275 OFF-RAMP TO LOIS AVE.  
TIME AND DATE..... PM PEAK HOUR ; 01-04-1991  
OTHER INFORMATION.... EXISTING CONDITIONS

\*\*\*\*\*

## C) RAMP ANALYSIS RESULTS (CONTINUED)

-----  
RAMP ANALYZED WITH DOWNSTREAM RAMP USING FIGURE I.5- 7

	V <sub>1</sub>	V <sub>r</sub>	V <sub>f</sub>
	****	****	*****
VPH	1587	585	4960
ET	1.7	1.7	1.7
Fhv	0.96	0.98	0.98
PHF	0.93	0.93	0.93
PCPH	1778	642	5442

CHECKPOINT	VOLUME	LOS
*****	*****	***
FREEWAY:	5442	E
DIVERGE:	1778	D

## IDENTIFYING INFORMATION

-----  
FACILITY LOCATION.... WB I-275 OFF-RAMP TO LOIS AVE.  
TIME AND DATE..... PM PEAK HOUR ; 01-04-1991  
OTHER INFORMATION.... EXISTING CONDITIONS

\*\*\*\*\*

## C) RAMP ANALYSIS RESULTS (CONTINUED)

-----  
RAMP ANALYZED ALONE USING FIGURE I.5- 7

	V1	Vr	Vf
	****	****	*****
VPH	1587	585	4960
ET	1.7	1.7	1.7
Fhv	0.96	0.98	0.98
PHF	0.93	0.93	0.93
PCPH	1778	642	5442

CHECKPOINT	VOLUME	LOS
*****	*****	***
FREEWAY:	5442	E
DIVERGE:	1778	D

## IDENTIFYING INFORMATION

-----  
FACILITY LOCATION.... WB I-275 OFF-RAMP TO LOIS AVE.  
TIME AND DATE..... PM PEAK HOUR ; 01-04-1991  
OTHER INFORMATION.... EXISTING CONDITIONS

\*\*\*\*\*

FACILITY LOCATION.... WB I-275 ON-RAMP FROM LOIS AVE.  
 ANALYST..... DEA/11P  
 TIME OF ANALYSIS..... PM PEAK HOUR  
 DATE OF ANALYSIS..... 01-04-1991  
 OTHER INFORMATION.... EXISTING CONDITIONS

## A) ADJUSTMENT FACTORS

PERCENTAGE OF TRUCKS..... 3 (Typical - 200 #/HP)  
 PEAK HOUR FACTOR..... .93  
 HIGHWAY DESIGN SPEED (mph)..... 50  
 (BUSES AND RV'S ARE CONSIDERED AS TRUCKS)

LEVEL TERRAIN

## B) INPUT INFORMATION

NO. OF LANES ON FREEWAY : 3 (per direction)

## ANALYSIS RAMP CHARACTERISTICS:

\*\*\*\*\*

- (1) RIGHT-HAND RAMP.  
 (2) ONE LANE RAMP.

	UPSTREAM RAMP *****	FREEWAY *****	ANALYSIS RAMP *****	DOWNSTREAM RAMP *****
VOLUME	585	4960	170	774
% TRUCKS	3	3	3	3
RAMP TYPE	OFF	N.A.	ON	OFF
DISTANCE	1550	N.A.	N.A.	1370

\*\*\*\*\*

## C) RAMP ANALYSIS RESULTS

TRUCK PRESENCE IN LANE 1: 56 % OF FREEWAY TRUCKS

RAMP ANALYZED WITH UPSTREAM RAMP USING FIGURE 1.5- 6

	V1	Vr	Vf
	****	****	*****
VPH	1258	170	4375
ET	1.7	1.7	1.7
Fhv	0.96	0.98	0.98
PHF	0.93	0.93	0.93
PCPH	1409	187	4800

CHECKPOINT	VOLUME	LOS
*****	*****	***
FREEWAY:	4987	E
MERGE:	1596	D

## IDENTIFYING INFORMATION

FACILITY LOCATION.... WB I-275 ON-RAMP FROM LOIS AVE.  
TIME AND DATE..... PM PEAK HOUR ; 01-04-1991  
OTHER INFORMATION.... EXISTING CONDITIONS

\*\*\*\*\*

## C) RAMP ANALYSIS RESULTS (CONTINUED)

-----  
RAMP ANALYZED WITH DOWNSTREAM RAMP USING FIGURE I.5- 6

	V1	Vr	Vf
	****	****	*****
VPH	1258	170	4375
ET	1.7	1.7	1.7
Fhv	0.96	0.98	0.98
PHF	0.93	0.93	0.93
PCPH	1409	187	4800

CHECKPOINT	VOLUME	LOS
*****	*****	***
FREEWAY:	4987	E
MERGE:	1596	D

## IDENTIFYING INFORMATION

-----  
FACILITY LOCATION.... WB I-275 ON-RAMP FROM LOIS AVE.  
TIME AND DATE..... PM PEAK HOUR ; 01-04-1991  
OTHER INFORMATION.... EXISTING CONDITIONS



\*\*\*\*\*

## C) RAMP ANALYSIS RESULTS (CONTINUED)

-----  
RAMP ANALYZED ALONE USING FIGURE I.5- 6

	V1	Vr	Vf
	****	****	*****
VPH	1258	170	4375
ET	1.7	1.7	1.7
Fhv	0.96	0.98	0.98
PHF	0.93	0.93	0.93
PCPH	1409	187	4800

CHECKPOINT	VOLUME	LOS
*****	*****	***
FREEWAY:	4987	E
MERGE:	1596	D

## IDENTIFYING INFORMATION

-----  
FACILITY LOCATION.... WB I-275 ON-RAMP FROM LOIS AVE.  
TIME AND DATE..... PM PEAK HOUR ; 01-04-1991  
OTHER INFORMATION.... EXISTING CONDITIONS

\*\*\*\*\*

FACILITY LOCATION.... WB I-275 OFF-RAMP TO WESTSHORE BLVD.  
ANALYST..... DEA/12P  
TIME OF ANALYSIS..... PM PEAK HOUR  
DATE OF ANALYSIS..... 01-04-1991  
OTHER INFORMATION.... EXISTING CONDITIONS

## A) ADJUSTMENT FACTORS

PERCENTAGE OF TRUCKS..... 3 (Typical - 200 #/HP)  
PEAK HOUR FACTOR..... .93  
HIGHWAY DESIGN SPEED (mph)..... 50  
(BUSES AND RV'S ARE CONSIDERED AS TRUCKS)

LEVEL TERRAIN

## B) INPUT INFORMATION

NO. OF LANES ON FREEWAY : 3 (per direction)

## ANALYSIS RAMP CHARACTERISTICS:

\*\*\*\*\*

- (1) RIGHT-HAND RAMP.  
(2) ONE LANE RAMP.

	UPSTREAM RAMP *****	FREEWAY *****	ANALYSIS RAMP *****	DOWNSTREAM RAMP *****
VOLUME	170	4375	774	N.A.
% TRUCKS	3	3	3	N.A.
RAMP TYPE	ON	N.A.	OFF	N.A.
DISTANCE	1370	N.A.	N.A.	N.A.

\*\*\*\*\*

## C) RAMP ANALYSIS RESULTS

TRUCK PRESENCE IN LANE 1: 58 % OF FREEWAY TRUCKS

RAMP ANALYZED WITH UPSTREAM RAMP USING FIGURE 1.5- 7

	V1	Vr	Vf
	****	****	*****
VPH	1537	774	4545
ET	1.7	1.7	1.7
Fhv	0.97	0.98	0.98
PHF	0.93	0.93	0.93
PCPH	1704	849	4987

CHECKPOINT	VOLUME	LOS
*****	*****	***
FREEWAY:	4987	E
DIVERGE:	1704	D


## IDENTIFYING INFORMATION

FACILITY LOCATION.... WB I-275 OFF-RAMP TO WESTSHORE BLVD.  
TIME AND DATE..... PM PEAK HOUR ; 01-04-1991  
OTHER INFORMATION.... EXISTING CONDITIONS

# Greiner, Inc.

JOB WB I-275 off-ramp to  
DESCRIPTION NB S.R. 60  
P.M. Peak Hour  
Existing Conditions

SHEET 1 OF 1 PROJ. NO. \_\_\_\_\_  
COMPUTED BY DEA DATE 3/7/91  
CHECKED BY \_\_\_\_\_ DATE \_\_\_\_\_



Analyzed as two lanes dropping at diverge

$$V_A = V_B = 1896/2 = 948 \text{ vph}$$

$$V_{d1} = V_{d2} = 948/(0.97)(0.93) = 1051 \text{ pcph (LOS B)}$$

\*\*\*\*\*

FACILITY LOCATION.... WB I-275 ON-RAMP FROM S.R. 60  
 ANALYST..... DEA/13P  
 TIME OF ANALYSIS..... PM PEAK HOUR  
 DATE OF ANALYSIS..... 01-04-1991  
 OTHER INFORMATION.... EXISTING CONDITIONS

## A) ADJUSTMENT FACTORS

PERCENTAGE OF TRUCKS..... 3 (Typical - 200 #/HP)  
 PEAK HOUR FACTOR..... .93  
 HIGHWAY DESIGN SPEED (mph)..... 50  
 (BUSES AND RV'S ARE CONSIDERED AS TRUCKS)

LEVEL TERRAIN

## B) INPUT INFORMATION

NO. OF LANES ON FREEWAY : 2 (per direction)

## ANALYSIS RAMP CHARACTERISTICS:

\*\*\*\*\*

- (1) RIGHT-HAND RAMP.  
 (2) ONE LANE RAMP.

	UPSTREAM RAMP *****	FREEWAY *****	ANALYSIS RAMP *****	DOWNSTREAM RAMP *****
VOLUME	N.A.	1875	790	N.A.
% TRUCKS	N.A.	3	3	N.A.
RAMP TYPE	N.A.	N.A.	ON	N.A.
DISTANCE	N.A.	N.A.	N.A.	N.A.

\*\*\*\*\*

## C) RAMP ANALYSIS RESULTS

TRUCK PRESENCE IN LANE 1: 66 % OF FREEWAY TRUCKS

RAMP ANALYZED ALONE USING FIGURE I.5- 1

	V1	Vr	Vf
	****	****	*****
VPH	692	790	1875
ET	1.7	1.7	1.7
Fhv	0.97	0.98	0.98
PHF	0.93	0.93	0.93
PCPH	767	867	2057

CHECKPOINT	VOLUME	LOS
*****	*****	***
FREEWAY:	2924	D
MERGE:	1634	D

## IDENTIFYING INFORMATION

FACILITY LOCATION.... WB I-275 ON-RAMP FROM S.R. 60  
TIME AND DATE..... PM PEAK HOUR ; 01-04-1991  
OTHER INFORMATION.... EXISTING CONDITIONS

\*\*\*\*\*

FACILITY LOCATION.... WB I-275 ON-RAMP FROM KENNEDY BLVD.  
ANALYST..... DEA/14P  
TIME OF ANALYSIS..... PM PEAK HOUR  
DATE OF ANALYSIS..... 01-04-1991  
OTHER INFORMATION.... EXISTING CONDITIONS

## A) ADJUSTMENT FACTORS

PERCENTAGE OF TRUCKS..... 3 (Typical - 200 #/HP)  
PEAK HOUR FACTOR..... .93  
HIGHWAY DESIGN SPEED (mph)..... 50  
(BUSES AND RV'S ARE CONSIDERED AS TRUCKS)

LEVEL TERRAIN

## B) INPUT INFORMATION

NO. OF LANES ON FREEWAY : 2 (per direction)

## ANALYSIS RAMP CHARACTERISTICS:

\*\*\*\*\*

- (1) RIGHT-HAND RAMP.  
(2) ONE LANE RAMP.

	UPSTREAM RAMP *****	FREEWAY *****	ANALYSIS RAMP *****	DOWNSTREAM RAMP *****
VOLUME	N.A.	2665	900	N.A.
% TRUCKS	N.A.	3	3	N.A.
RAMP TYPE	N.A.	N.A.	ON	N.A.
DISTANCE	N.A.	N.A.	N.A.	N.A.

\*\*\*\*\*

## C) RAMP ANALYSIS RESULTS

TRUCK PRESENCE IN LANE 1: 69 % OF FREEWAY TRUCKS

RAMP ANALYZED ALONE USING FIGURE I.5- 1

	V1	Vr	Vf
	****	****	*****
VPH	952	900	2665
ET	1.7	1.7	1.7
Fhv	0.96	0.98	0.98
PHF	0.93	0.93	0.93
PCPH	1066	987	2924

CHECKPOINT	VOLUME	LOS
*****	*****	***
FREEWAY:	3911	F
MERGE:	2053	FE

## IDENTIFYING INFORMATION

FACILITY LOCATION.... WB I-275 ON-RAMP FROM KENNEDY BLVD.  
 TIME AND DATE..... PM PEAK HOUR ; 01-04-1991  
 OTHER INFORMATION.... EXISTING CONDITIONS



**APPENDIX B3**  
**INTERSECTIONS**

## 1985 HCM: SIGNALIZED INTERSECTIONS

## SUMMARY REPORT

\*\*\*\*\*

INTERSECTION..I-275 NORTHSIDE/DALE MARRY HWY.

AREA TYPE.....OTHER

ANALYST.....LKF/INDMAMEX

DATE.....01-23-1991

TIME.....AM PEAK HOUR

COMMENT.....1990 EXISTING CONDITIONS

	VOLUMES				GEOMETRY						
	EB	WB	NB	SB	EB	TR	WB	L	NB	T	SB
LT	0	0	100	0	12.0	TR	12.0	L	12.0	T	12.0
TH	0	128	1427	1653	12.0	R	12.0	T	12.0	T	12.0
RT	0	497	0	458	12.0		12.0	T	12.0	T	12.0
RR	0	0	0	0	12.0		12.0	T	12.0	R	12.0
					12.0		12.0	T	12.0		12.0
					12.0		12.0		12.0		12.0

ADJUSTMENT FACTORS										
	GRADE (%)	HV (%)	ADJ Y/N	PKG Nm	BUSES Nb	PHF	PEDS	PED. Y/N	BUT. min T	ARR. TYPE
EB	0.00	2.00	N	0	0	1.00	0	N	34.8	3
WB	0.00	2.00	N	0	0	0.91	0	N	34.8	3
NB	0.00	2.00	N	0	0	0.97	0	N	11.3	3
SB	0.00	2.00	N	0	0	0.94	0	N	11.3	3

SIGNAL SETTINGS										CYCLE LENGTH = 100.0	
	PH-1	PH-2	PH-3	PH-4		PH-1	PH-2	PH-3	PH-4		
EB LT					NB LT	X					
TH					TH	X	X				
RT					RT						
PD					PD						
WB LT					SB LT						
TH	X				TH		X				
RT	X				RT		X				
PD					PD						
GREEN	24.0	0.0	0.0	0.0	GREEN	10.0	48.0	0.0	0.0		
YELLOW	6.5	0.0	0.0	0.0	YELLOW	5.5	6.0	0.0	0.0		

LEVEL OF SERVICE							
	LANE GRP.	V/C	G/C	DELAY	LOS	APP. DELAY	APP. LOS
WB	TR	0.781	0.275	26.7	D	27.7	D
	R	0.812	0.275	28.6	D		
NB	L	0.487	0.125	32.4	D	6.4	B
	T	0.341	0.665	4.7	A		
SB	T	0.709	0.510	12.7	B	12.6	B
	R	0.631	0.510	12.4	B		

INTERSECTION: Delay = 12.5 (sec/veh) V/C = 0.710 LOS = B

## 1985 HCM: SIGNALIZED INTERSECTIONS

## SUMMARY REPORT

\*\*\*\*\*

INTERSECTION..I-275 NORTHSIDE/DALE MARRY HWY..

AREA TYPE.....OTHER

ANALYST.....LKF/INDMPMEX

DATE.....01-23-1991

TIME.....PM PEAK HOUR

COMMENT.....1990 EXISTING CONDITIONS

	VOLUMES				:	GEOMETRY						
	EB	WB	NB	SB		EB	WB	NB	SB			
LT	0	0	102	0	:	12.0	TR	12.0	L	12.0	T	12.0
TH	0	64	1973	1896	:	12.0	R	12.0	T	12.0	T	12.0
RT	0	569	0	521	:	12.0		12.0	T	12.0	T	12.0
RR	0	0	0	0	:	12.0		12.0	T	12.0	R	12.0
					:	12.0		12.0	T	12.0		12.0
					:	12.0		12.0		12.0		12.0

	ADJUSTMENT FACTORS									
	GRADE (%)	HV (%)	ADJ Y/N	PKG Nm	BUSES Nb	PHF	PEDS	PED. Y/N	BUT. min T	ARR. TYPE
EB	0.00	2.00	N	0	0	1.00	0	N	34.8	3
WB	0.00	2.00	N	0	0	0.91	0	N	34.8	3
NB	0.00	2.00	N	0	0	0.97	0	N	11.3	3
SB	0.00	2.00	N	0	0	0.94	0	N	11.3	3

SIGNAL SETTINGS					CYCLE LENGTH = 100.0				
	PH-1	PH-2	PH-3	PH-4		PH-1	PH-2	PH-3	PH-4
EB LT					NB LT	X			
TH					TH	X	X		
RT					RT				
PD					PD				
WB LT					SB LT				
TH	X				TH		X		
RT	X				RT		X		
PD					PD				
GREEN	24.0	0.0	0.0	0.0	GREEN	10.0	48.0	0.0	0.0
YELLOW	6.5	0.0	0.0	0.0	YELLOW	5.5	6.0	0.0	0.0

LEVEL OF SERVICE							
	LANE GRP.	V/C	G/C	DELAY	LOS	APP. DELAY	APP. LOS
WB	TR	0.800	0.275	27.8	D	29.2	D
	R	0.841	0.275	30.5	D		
NB	L	0.497	0.125	32.6	D	6.6	B
	T	0.472	0.665	5.3	B		
SB	T	0.814	0.510	14.5	B	14.4	B
	R	0.717	0.510	14.1	B		

INTERSECTION: Delay = 13.0 (sec/veh) V/C = 0.778 LOS = B

## 1985 HCM: SIGNALIZED INTERSECTIONS

## SUMMARY REPORT

\*\*\*\*\*

INTERSECTION..I-275 SOUTHSIDE/DALE MARRY HWY.

AREA TYPE.....OTHER

ANALYST.....LKD/ISDMAMEX

DATE.....01-28-91

TIME.....AM PEAK HOUR

COMMENT.....1990 EXISTING CONDITIONS

	VOLUMES				#	GEOMETRY				
	EB	WB	NB	SB		EB	WB	NB	SB	
LT	0	0	0	456	T*	12.0	12.0	T	12.0	L
TH	1	0	1120	1845		12.0	12.0	T	12.0	L
RT	0	0	497	0		12.0	12.0	TR	12.0	T
RR	0	0	0	0		12.0	12.0	R	12.0	T
						12.0	12.0		12.0	T
						12.0	12.0		12.0	12.0

	ADJUSTMENT FACTORS									
	GRADE (%)	HV (%)	ADJ Y/N	PKG Nm	BUSES Nb	PHF	PEDS	PED. Y/N	BUT. min T	ARR. TYPE
EB	0.00	2.00	N	0	0	1.00	0	N	29.5	3
WB	0.00	2.00	N	0	0	1.00	0	N	29.5	3
NB	0.00	2.00	N	0	0	0.88	0	N	5.5	3
SB	0.00	2.00	N	0	0	0.96	0	N	5.5	3

SIGNAL SETTINGS					CYCLE LENGTH = 101.0				
	PH-1	PH-2	PH-3	PH-4		PH-1	PH-2	PH-3	PH-4
EB LT					NB LT				
TH	X**				TH		X		
RT					RT		X		
PD					PD				
WB LT					SB LT	X			
TH					TH		X		
RT					RT				
PD					PD				
GREEN	1.0	0.0	0.0	0.0	GREEN	30.0	58.5	0.0	0.0
YELLOW	0.0	0.0	0.0	0.0	YELLOW	6.0	5.5	0.0	0.0

LEVEL OF SERVICE							
	LANE GRP.	V/C	G/C	DELAY	LOS	APP. DELAY	APP. LOS
EB	T	0.057	0.010	33.3	D	33.3	D
NB	TR	0.481	0.614	7.0	B	7.0	B
	R	0.456	0.614	7.0	B		
SB	L	0.452	0.337	20.1	C	10.6	B
	T	0.644	0.614	8.3	B		

INTERSECTION: Delay = 9.0 (sec/veh) V/C = 0.476 LOS = B

\* This lane does not occur at this approach, however, it was included to obtain output from the HCS software.

\*\* This phase does not actually occur, however, it was included to obtain output from the HCS software.

## 1985 HCM: SIGNALIZED INTERSECTIONS

## SUMMARY REPORT

\*\*\*\*\*

INTERSECTION..I-275 SOUTHSIDE/DALE MABRY HWY.

AREA TYPE.....OTHER

ANALYST.....LKF/ISDMFMEX

DATE.....01-28-91

TIME.....PM PEAK HOUR

COMMENT.....1990 EXISTING CONDITIONS

	VOLUMES				:	GEOMETRY				
	EB	WB	NB	SB		EB	WB	NB	SB	
LT	0	0	0	529	:	T *	12.0	12.0	T	12.0
TH	1	0	1583	1870	:		12.0	12.0	T	12.0
RT	0	0	528	0	:		12.0	12.0	TR	12.0
RR	0	0	0	0	:		12.0	12.0	R	12.0
					:		12.0	12.0		12.0
					:		12.0	12.0		12.0

	ADJUSTMENT FACTORS									
	GRADE (%)	HV (%)	ADJ Y/N	PKG Nm	BUSES Nb	PHF	PEDS	PED. Y/N	BUT. min T	ARR. TYPE
EB	0.00	2.00	N	0	0	1.00	0	N	34.8	3
WB	0.00	2.00	N	0	0	1.00	0	N	34.8	3
NB	0.00	2.00	N	0	0	0.91	0	N	8.3	3
SB	0.00	2.00	N	0	0	0.94	0	N	8.3	3

SIGNAL SETTINGS					CYCLE LENGTH = 101.0				
	PH-1	PH-2	PH-3	PH-4		PH-1	PH-2	PH-3	PH-4
EB LT					NB LT				
TH	X **				TH		X		
RT					RT		X		
PD					PD				
WB LT					SB LT	X			
TH					TH		X		
RT					RT				
PD					PD				
GREEN	1.0	0.0	0.0	0.0	GREEN	30.0	58.5	0.0	0.0
YELLOW	0.0	0.0	0.0	0.0	YELLOW	6.0	5.5	0.0	0.0

	LEVEL OF SERVICE						APP. DELAY	APP. LOS
	LANE GRP.	V/C	G/C	DELAY	LOS			
EB	T	0.667	0.614	33.3	D	33.3		D
NB	TR	0.639	0.614	8.3	B	8.1		B
	R	0.468	0.614	7.1	B			
SB	L	0.535	0.337	21.0	C	11.2		B
	T	0.667	0.614	8.6	B			

INTERSECTION: Delay = 9.7 (sec/veh) V/C = 0.609 LOS = B

\* This lane does not actually occur at this approach, however, it was included to obtain output from the HCS software.

\*\* This phase does not actually occur, however, it was included to obtain output from HCS software.

## 1985 HCM: SIGNALIZED INTERSECTIONS

## SUMMARY REPORT

\*\*\*\*\*

INTERSECTION..SFRUCE ST./DALE MABRY HWY..

AREA TYPE.....OTHER

ANALYST.....LKF/SDAMEX

DATE.....01-23-1991

TIME.....AM PEAK HOUR

COMMENT.....1990 EXISTING CONDITIONS

VOLUMES					:	GEOMETRY							
	EB	WB	NB	SB	:	EB		WB		NB		SB	
LT	55	85	50	25	:	L	12.0	L	12.0	L	12.0	L	12.0
TH	109	235	1655	2024	:	TR	12.0	TR	12.0	T	12.0	T	12.0
RT	50	10	42	160	:		12.0		12.0	T	12.0	T	12.0
RR	0	0	0	30	:		12.0		12.0	T	12.0	T	12.0
					:		12.0		12.0	R	12.0	R	12.0
					:		12.0		12.0		12.0		12.0

ADJUSTMENT FACTORS										TYPE
	GRADE (%)	HV (%)	ADJ Y/N	FKG Nm	BUSES Nb	PMF	FEDS	PED. Y/N	BUT. min T	
EB	0.00	2.00	N	0	0	0.92	0	N	37.8	3
WB	0.00	2.00	N	0	0	0.83	0	N	37.8	3
NB	0.00	2.00	N	0	0	0.89	0	N	19.8	3
SB	0.00	2.00	N	0	0	0.96	0	N	19.8	3

SIGNAL SETTINGS										CYCLE LENGTH = 130.0			
		PH-1	PH-2	PH-3	PH-4			PH-1	PH-2	PH-3	PH-4		
EB	LT	X				NB	LT	X					
	TH	X					TH	X	X				
	RT	X					RT	X	X				
	PD						PD						
WB	LT	X				SB	LT				X		
	TH	X					TH		X		X		
	RT	X					RT		X		X		
	PD						PD						
GREEN		40.0	0.0	0.0	0.0	GREEN		14.0	42.0	12.0	0.0		
YELLOW		6.0	0.0	0.0	0.0	YELLOW		5.0	6.0	5.0	0.0		

LEVEL OF SERVICE									
	LANE GRP.	V/C	G/C	DELAY	LOS	APP. DELAY	APP. LOS		
EB	L	0.219	0.331	23.9	C	21.8	C		
	TR	0.308	0.331	21.0	C				
WB	L	0.277	0.331	24.5	C	23.4	C		
	TR	0.504	0.331	23.1	C				
NB	L	0.270	0.123	39.5	D	18.8	C		
	T	0.777	0.492	18.5	C				
	R	0.063	0.492	11.2	B				
SB	L	0.143	0.108	40.0	D	23.2	C		
	T	0.910	0.477	23.6	C				
	R	0.188	0.477	12.6	B				

INTERSECTION: Delay = 21.4 (sec/veh) V/C = 0.681 LOS = C

## 1985 HCM: SIGNALIZED INTERSECTIONS

## SUMMARY REPORT

\*\*\*\*\*

INTERSECTION..SPRUCE ST./DALE MARRY HWY.

AREA TYPE.....OTHER

ANALYST.....LKF/SDFMEX

DATE.....01-23-1991

TIME.....PM PEAK HOUR

COMMENT.....1990 EXISTING CONDITIONS

	VOLUMES					GEOMETRY					
	EB	WB	NB	SB		EB	WB	NB	SB		
LT	230	66	32	69	:	L	12.0	L	12.0	L	12.0
TH	286	147	2303	1929	:	TR	12.0	TR	12.0	T	12.0
RT	61	53	112	87	:		12.0	T	12.0	T	12.0
RR	0	0	0	0	:		12.0	T	12.0	T	12.0
					:		12.0	R	12.0	R	12.0
					:		12.0		12.0		12.0

	ADJUSTMENT FACTORS										
	GRADE (%)	HV (%)	ADJ Y/N	PKG Nm	BUSES Nb	PHF	PEDS	PED. Y/N	BUT. min T	ARR.	
EB	0.00	2.00	N	0	0	0.83	0	N	37.8		3
WB	0.00	2.00	N	0	0	0.89	0	N	37.8		3
NB	0.00	2.00	N	0	0	0.94	0	N	19.8		3
SB	0.00	2.00	N	0	0	0.96	0	N	19.8		3

SIGNAL SETTINGS										CYCLE LENGTH = 130.0	
		PH-1	PH-2	PH-3	PH-4			PH-1	PH-2	PH-3	PH-4
EB	LT	X				NB	LT	X			
	TH	X					TH	X	X		
	RT	X					RT	X	X		
	PD						PD				
WB	LT	X				SB	LT			X	
	TH	X					TH		X	X	
	RT	X					RT		X	X	
	PD						PD				
GREEN		37.0	0.0	0.0	0.0	GREEN		14.0	42.0	15.0	0.0
YELLOW		6.0	0.0	0.0	0.0	YELLOW		5.0	6.0	5.0	0.0

LEVEL OF SERVICE							
	LANE	GRF.	V/C	G/C	DELAY	LOS	APP. DELAY
EB	L		0.930	0.308	57.8	E	41.6
	TR		0.783	0.308	30.9	D	
WB	L		0.493	0.308	30.0	D	25.1
	TR		0.427	0.308	23.5	C	
NB	L		0.163	0.123	38.8	D	37.1
	T		1.024	0.492	38.2	D	
	R		0.160	0.492	11.8	B	
SB	L		0.325	0.131	39.3	D	19.6
	T		0.827	0.500	19.3	C	
	R		0.120	0.500	11.2	B	

INTERSECTION: Delay = 30.4 (sec/veh) V/C = 0.895 LOS = D

## 1985 HCM: SIGNALIZED INTERSECTIONS

## SUMMARY REPORT

\*\*\*\*\*

INTERSECTION..CYFPRESS ST./DALE MABRY HWY.

AREA TYPE.....OTHER

ANALYST.....LKF/CDAMEX

DATE.....01-23-1991

TIME.....AM PEAK HOUR

COMMENT.....1990 EXISTING CONDITIONS

	VOLUMES					GEOMETRY							
	EB	WB	NB	SB		EB	WB	NB	SB	EB	WB	NB	SB
LT	106	62	77	117	:	L	12.0	L	12.0	L	12.0	L	12.0
TH	161	184	1409	1364	:	TR	12.0	TR	12.0	T	12.0	T	12.0
RT	47	65	36	136	:		12.0		12.0	T	12.0	T	12.0
RR	0	0	0	0	:		12.0		12.0	TR	12.0	TR	12.0
					:		12.0		12.0		12.0		12.0
					:		12.0		12.0		12.0		12.0

	ADJUSTMENT FACTORS									
	GRADE (%)	HV (%)	ADJ Y/N	PKG Nm	BUSES Nb	PHF	PEDS	PED. Y/N	BUT. min T	ARR. TYPE
EB	0.00	2.00	N	0	0	0.81	0	N	31.8	3
WB	0.00	2.00	N	0	0	0.93	0	N	31.8	3
NB	0.00	2.00	N	0	0	0.94	0	N	19.8	3
SB	0.00	2.00	N	0	0	0.95	0	N	19.8	3

SIGNAL SETTINGS										CYCLE LENGTH = 130.0			
		PH-1	PH-2	PH-3	PH-4			PH-1	PH-2	PH-3	PH-4		
EB	LT	X				NB	LT	X	X				
	TH	X					TH	X	X				
	RT	X					RT	X	X				
	PD						PD						
WB	LT	X				SB	LT		X		X		
	TH	X					TH		X		X		
	RT	X					RT		X		X		
	PD						PD						
GREEN		32.0	0.0	0.0	0.0	GREEN		6.0	52.0	18.0	0.0		
YELLOW		6.0	0.0	0.0	0.0	YELLOW		5.0	6.0	5.0	0.0		

LEVEL OF SERVICE							
	LANE GRP.	V/C	G/C	DELAY	LOS	APP. DELAY	APP. LOS
EB	L	0.613	0.269	35.2	D	30.0	D
	TR	0.554	0.269	27.3	D		
WB	L	0.300	0.269	28.9	D	28.0	D
	TR	0.581	0.269	27.7	D		
NB	L	0.185	0.508	13.3	B	15.1	C
	TR	0.625	0.508	15.2	C		
SB	L	0.226	0.600	9.2	B	10.1	B
	TR	0.549	0.600	10.2	B		

INTERSECTION: Delay = 15.3 (sec/veh) V/C = 0.548 LOS = C



## 1985 HCM: SIGNALIZED INTERSECTIONS

## SUMMARY REPORT

\*\*\*\*\*

INTERSECTION..CYPRESS STREET /DALE MARRY HWY..

AREA TYPE.....OTHER

ANALYST.....LKF/CDPMEX

DATE.....01-23-1991

TIME.....PM PEAK HOUR

COMMENT.....1990 EXISTING CONDITIONS

	VOLUMES					GEOMETRY						
	EB	WB	NB	SB		EB	WB	NB	SB			
LT	261	73	44	110	: L	12.0	L	12.0	L	12.0	L	12.0
TH	274	214	1827	1398	: TR	12.0	TR	12.0	T	12.0	T	12.0
RT	63	97	50	90	:	12.0		12.0	T	12.0	T	12.0
RR	0	0	0	0	:	12.0		12.0	TR	12.0	TR	12.0
					:	12.0		12.0		12.0		12.0
					:	12.0		12.0		12.0		12.0

	ADJUSTMENT FACTORS									
	GRADE (%)	HV (%)	ADJ Y/N	PKG Nm	BUSES Nb	PHF	PEDS	FED. Y/N	BUT. min T	
EB	0.00	2.00	N	0	0	0.90	0	N	25.8	3
WB	0.00	2.00	N	0	0	0.86	0	N	25.8	3
NB	0.00	2.00	N	0	0	0.95	0	N	4.0	3
SB	0.00	2.00	N	0	0	0.89	0	N	4.0	3

SIGNAL SETTINGS										CYCLE LENGTH = 130.0	
		PH-1	PH-2	PH-3	PH-4			PH-1	PH-2	PH-3	PH-4
EB	LT	X				NB	LT	X	X		
	TH	X					TH	X	X		
	RT	X					RT	X	X		
	PD						PD				
WB	LT	X				SB	LT		X	X	
	TH	X					TH		X	X	
	RT	X					RT		X	X	
	PD						PD				
GREEN		48.0	0.0	0.0	0.0	GREEN		6.0	45.0	9.0	0.0
YELLOW		6.0	0.0	0.0	0.0	YELLOW		5.0	6.0	5.0	0.0

LEVEL OF SERVICE							
	LANE GRP.	V/C	G/C	DELAY	LOS	APP. DELAY	APP. LOS
EB	L	0.963	0.392	60.2	F	37.8	D
	TR	0.551	0.392	20.4	C		
WB	L	0.292	0.392	20.8	C	20.4	C
	TR	0.543	0.392	20.3	C		
NB	L	0.000	0.454	13.3	B	24.0	C
	TR	0.899	0.454	24.3	C		
SB	L	0.374	0.477	17.1	C	18.2	C
	TR	0.728	0.477	18.2	C		

INTERSECTION: Delay = 23.3 (sec/veh) V/C = 0.866 LOS = C

## 1985 HCM: SIGNALIZED INTERSECTIONS

## SUMMARY REPORT

\*\*\*\*\*

INTERSECTION..CYPRESS STREET/HIMES AVENUE

AREA TYPE.....OTHER

ANALYST.....LKF/CHAMEX

DATE.....01-28-91

TIME.....AM PEAK HOUR

COMMENT.....1990 EXISTING CONDITIONS

	VOLUMES				#	GEOMETRY							
	EB	WB	NB	SB		EB	WB	NB	SB	EB	WB	NB	SB
LT	28	15	38	81	:	L	12.0	L	12.0	L	12.0	L	12.0
TH	138	290	311	491	:	T	12.0	TR	12.0	T	12.0	T	12.0
RT	30	47	18	93	:	R	12.0	TR	12.0	TR	12.0	TR	12.0
RR	0	0	0	0	:		12.0		12.0		12.0		12.0
					:		12.0		12.0		12.0		12.0
					:		12.0		12.0		12.0		12.0

	ADJUSTMENT FACTORS										TYPE
	GRADE (%)	HV (%)	ADJ Y/N	PKG Nm	BUSES Nb	PHF	PEDS	PED. Y/N	BUT. min T	ARR.	
EB	0.00	2.00	N	0	0	0.91	0	Y	25.8		3
WB	0.00	2.00	N	0	0	0.86	0	Y	25.8		3
NB	0.00	2.00	N	0	0	0.83	0	Y	4.0		3
SB	0.00	2.00	N	0	0	0.93	0	Y	4.0		3

SIGNAL SETTINGS										CYCLE LENGTH = 60.0			
		PH-1	PH-2	PH-3	PH-4			PH-1	PH-2	PH-3	PH-4		
EB	LT	X				NB	LT	X					
	TH	X					TH	X					
	RT	X					RT	X					
	PD						PD						
WB	LT	X				SB	LT	X					
	TH	X					TH	X					
	RT	X					RT	X					
	PD						PD						
GREEN		24.0	0.0	0.0	0.0	GREEN		26.0	0.0	0.0	0.0		
YELLOW		5.0	0.0	0.0	0.0	YELLOW		5.0	0.0	0.0	0.0		

LEVEL OF SERVICE							
	LANE	GRP.	V/C	G/C	DELAY	LOS	
EB	L		0.078	0.433	7.6	B	
	T		0.196	0.433	6.8	B	
	R		0.050	0.433	6.4	B	
WB	L		0.031	0.433	7.4	B	
	TR		0.518	0.433	8.5	B	
NB	L		0.118	0.467	6.9	B	
	TR		0.252	0.467	6.3	B	
SB	L		0.168	0.467	7.1	B	
	TR		0.406	0.467	6.9	B	

INTERSECTION: Delay = 7.1 (sec/veh) V/C = 0.460 LOS = B

## 1985 HCM: SIGNALIZED INTERSECTIONS

## SUMMARY REPORT

\*\*\*\*\*

INTERSECTION..CYPRESS STREET/HIMES AVENUE

AREA TYPE.....OTHER

ANALYST.....LKF/CHPMEX

DATE.....01-28-91

TIME.....PM PEAK HOUR

COMMENT.....1990 EXISTING CONDITIONS

VOLUMES					:	GEOMETRY							
	EB	WB	NB	SB	:	EB		WB		NB		SB	
LT	100	33	33	76	:	L	12.0	L	12.0	L	12.0	L	12.0
TH	348	256	508	476	:	T	12.0	TR	12.0	T	12.0	T	12.0
RT	55	85	32	79	:	R	12.0		12.0	TR	12.0	TR	12.0
RR	0	0	0	0	:		12.0		12.0		12.0		12.0
					:		12.0		12.0		12.0		12.0
					:		12.0		12.0		12.0		12.0

ADJUSTMENT FACTORS										
	GRADE	HV	ADJ PKG	BUSES	PHF	PEDS	PED.	BUT.	ARR.	TYPE
	(%)	(%)	Y/N Nm	Nb			Y/N	min T		
EB	0.00	2.00	N 0	0	0.92	0	Y	25.8		3
WB	0.00	2.00	N 0	0	0.95	0	Y	25.8		3
NB	0.00	2.00	N 0	0	0.94	0	Y	4.0		3
SB	0.00	2.00	N 0	0	0.88	0	Y	4.0		3

SIGNAL SETTINGS										CYCLE LENGTH = 60.0
	PH-1	PH-2	PH-3	PH-4		PH-1	PH-2	PH-3	PH-4	
EB LT	X				NB LT	X				
TH	X				TH	X				
RT	X				RT	X				
PD					PD					
WB LT	X				SB LT	X				
TH	X				TH	X				
RT	X				RT	X				
PD					PD					
GREEN	24.0	0.0	0.0	0.0	GREEN	26.0	0.0	0.0	0.0	
YELLOW	5.0	0.0	0.0	0.0	YELLOW	5.0	0.0	0.0	0.0	

LEVEL OF SERVICE							
	LANE GRP.	V/C	G/C	DELAY	LOS	APP. DELAY	APP. LOS
EB	L	0.259	0.433	8.3	B	8.1	B
	T	0.490	0.433	8.2	B		
	R	0.091	0.433	6.5	B		
WB	L	0.097	0.433	7.6	B	8.2	B
	TR	0.483	0.433	8.2	B		
NB	L	0.090	0.467	6.8	B	6.7	B
	TR	0.366	0.467	6.7	B		
SB	L	0.207	0.467	7.2	B	6.9	B
	TR	0.407	0.467	6.9	B		

INTERSECTION: Delay = 7.3 (sec/veh) V/C = 0.447 LOS = B

## 1985 HCM: SIGNALIZED INTERSECTIONS

## SUMMARY REPORT

\*\*\*\*\*

INTERSECTION..I-275 NORTHSIDE/LOIS AVENUE

AREA TYPE.....OTHER

ANALYST.....LKF/INLAMEX

DATE.....01-28-91

TIME.....AM PEAK HOUR

COMMENT.....1990 EXISTING CONDITIONS

	VOLUMES				:	GEOMETRY					
	EB	WB	NB	SB		EB	WB	NB	SB		
LT	0	226	58	0	:	12.0	L	12.0	L	12.0	T
TH	0	0	1029	539	:	12.0	R	12.0	T	12.0	T
RT	0	497	0	16	:	12.0		12.0	T	12.0	R
RR	0	45	0	0	:	12.0		12.0		12.0	
					:	12.0		12.0		12.0	
					:	12.0		12.0		12.0	

ADJUSTMENT FACTORS										
	GRADE (%)	HV (%)	ADJ Y/N	PKG Nm	BUSES Nb	PHF	PEDS	PED. Y/N	BUT. min T	ARR. TYPE
EB	0.00	2.00	N	0	0	1.00	0	N	20.5	3
WB	0.00	2.00	N	0	0	0.89	0	N	20.5	3
NB	0.00	2.00	N	0	0	0.85	0	N	8.5	3
SB	0.00	2.00	N	0	0	0.88	0	N	8.5	3

SIGNAL SETTINGS						CYCLE LENGTH = 80.0				
		PH-1	PH-2	PH-3	PH-4		PH-1	PH-2	PH-3	PH-4
EB	LT					NB	LT	X	X	
	TH						TH	X	X	
	RT						RT			
	PD						PD			
WB	LT	X				SB	LT			
	TH						TH	X		
	RT	X					RT	X		
	PD						PD			
GREEN		26.4	0.0	0.0	0.0	GREEN		12.0	24.8	0.0
YELLOW		5.6	0.0	0.0	0.0	YELLOW		5.6	5.6	0.0

LEVEL OF SERVICE							
	LANE	GRP.	V/C	G/C	DELAY	LOS	APP. LOS
WB	L		0.462	0.363	15.3	C	24.4
	R		0.924	0.363	29.0	D	
NB	L		0.000	0.563	6.8	B	8.0
	T		0.634	0.563	8.1	B	
SB	T		0.527	0.343	13.9	B	13.9
	R		0.035	0.343	11.3	B	

INTERSECTION: Delay = 13.9 (sec/veh) V/C = 0.748 LOS = B

## 1985 HCM: SIGNALIZED INTERSECTIONS

## SUMMARY REPORT

\*\*\*\*\*

INTERSECTION..I-275 NORTHSIDE/LOIS AVENUE

AREA TYPE.....OTHER

ANALYST.....LKF/INLFMMOD

DATE.....01-28-91

TIME.....PM PEAK HOUR

COMMENT.....1990 EXISTING CONDITIONS - MODIFIED TIMINGS

	VOLUMES					GEOMETRY					
	EB	WB	NB	SB		EB	WB	NB	SB		
LT	0	317	49	0	:	12.0	L	12.0	L	12.0	T
TH	0	0	545	1314	:	12.0	R	12.0	T	12.0	T
RT	0	326	0	106	:	12.0		12.0	T	12.0	R
RR	0	180	0	0	:	12.0		12.0		12.0	
					:	12.0		12.0		12.0	
					:	12.0		12.0		12.0	

ADJUSTMENT FACTORS										
	GRADE (%)	HV (%)	ADJ Y/N	PKG Nm	BUSES Nb	PHF	PEDS	PED. Y/N	BUT. min T	ARR. TYPE
EB	0.00	2.00	N	0	0	1.00	0	N	20.5	3
WB	0.00	2.00	N	0	0	0.82	0	N	20.5	3
NB	0.00	2.00	N	0	0	0.97	0	N	8.5	3
SB	0.00	2.00	N	0	0	0.85	0	N	8.5	3

SIGNAL SETTINGS										CYCLE LENGTH = 80.0
	PH-1	PH-2	PH-3	PH-4		PH-1	PH-2	PH-3	PH-4	
EB LT					NB LT	X	X			
TH					TH	X	X			
RT					RT					
PD					PD					
WB LT	X				SB LT					
TH					TH		X			
RT	X				RT		X			
PD					PD					
GREEN	23.6	0.0	0.0	0.0	GREEN	6.0	33.6	0.0	0.0	
YELLOW	5.6	0.0	0.0	0.0	YELLOW	5.6	5.6	0.0	0.0	

LEVEL OF SERVICE							
	LANE	GRP.	V/C	G/C	DELAY	LOS	APP. LOS
WB	L		0.779	0.328	23.8	C	20.5
	R		0.358	0.328	13.4	B	
NB	L		0.151	0.597	5.4	B	5.1
	T		0.277	0.597	5.0	B	
SB	T		1.006	0.452	30.1	D	28.6
	R		0.182	0.452	8.5	B	

INTERSECTION: Delay = 21.9 (sec/veh) V/C = 0.792 LOS = C

## 1985 HCM: SIGNALIZED INTERSECTIONS

## SUMMARY REPORT

\*\*\*\*\*

INTERSECTION..I-275 SOUTHSIDE/LOIS AVENUE

AREA TYPE.....OTHER

ANALYST.....LKF/ISLAMEX

DATE.....01-28-91

TIME.....AM PEAK HOUR

COMMENT.....1990 EXISTING CONDITIONS

VOLUMES					GEOMETRY					
	EB	WB	NB	SB		EB	WB	NB	SB	
LT	160	0	0	191	: L	12.0	12.0	T	12.0	L
TH	0	0	927	574	: R	12.0	12.0	T	12.0	T
RT	12	0	293	0	:	12.0	12.0	R	12.0	T
RR	0	0	90	0	:	12.0	12.0		12.0	
					:	12.0	12.0		12.0	
					:	12.0	12.0		12.0	

ADJUSTMENT FACTORS										
	GRADE	HV	ADJ	PKG	BUSES	PHF	PEDS	PED.	BUT.	ARR. TYPE
	(%)	(%)	Y/N	Nm	Nb			Y/N	min T	
EB	0.00	2.00	N	0	0	0.86	0	N	20.8	3
WB	0.00	2.00	N	0	0	1.00	0	N	20.8	3
NB	0.00	2.00	N	0	0	0.83	0	N	8.8	3
SB	0.00	2.00	N	0	0	0.93	0	N	8.8	3

SIGNAL SETTINGS						CYCLE LENGTH = 80.0				
		PH-1	PH-2	PH-3	PH-4		PH-1	PH-2	PH-3	PH-4
EB	LT	X				NB	LT			
	TH						TH	X		
	RT	X					RT	X		
	PD						PD			
WB	LT					SB	LT	X	X	
	TH						TH	X	X	
	RT						RT			
	PD						PD			
GREEN		12.0	0.0	0.0	0.0	GREEN	17.6	33.6	0.0	0.0
YELLOW		5.6	0.0	0.0	0.0	YELLOW	5.6	5.6	0.0	0.0

LEVEL OF SERVICE							
	LANE	GRP.	V/C	G/C	DELAY	LOS	
EB	L		0.673	0.183	27.5	D	26.8
	R		0.050	0.183	17.4	C	
NB	T		0.727	0.452	12.5	B	12.0
	R		0.357	0.452	9.4	B	
SB	L		0.235	0.742	2.5	A	2.2
	T		0.245	0.742	2.1	A	

INTERSECTION: Delay = 9.8 (sec/veh) V/C = 0.562 LOS = B

## 1985 HCM: SIGNALIZED INTERSECTIONS

## SUMMARY REPORT

\*\*\*\*\*

INTERSECTION..I-275 SOUTHSIDE/LOIS AVENUE

AREA TYPE.....OTHER

ANALYST.....LKF/ISLPMEX

DATE.....01-28-91

TIME.....PM PEAK HOUR

COMMENT.....1990 EXISTING CONDITIONS

	VOLUMES					GEOMETRY			
	EB	WB	NB	SB		EB	WB	NB	SB
LT	112	0	0	600	L	12.0	12.0	T	12.0
TH	0	0	482	1031	R	12.0	12.0	T	12.0
RT	41	0	208	0		12.0	12.0	R	12.0
RR	0	0	90	0		12.0	12.0		12.0
						12.0	12.0		12.0
						12.0	12.0		12.0

ADJUSTMENT FACTORS									
	GRADE	HV	ADJ	PKG	BUSES	PHF	PEDS	PED.	BUT.
	(%)	(%)	Y/N	Nm	Nb			Y/N	min T
EB	0.00	2.00	N	0	0	0.80	0	N	20.8
WB	0.00	2.00	N	0	0	1.00	0	N	20.8
NB	0.00	2.00	N	0	0	0.93	0	N	8.8
SB	0.00	2.00	N	0	0	0.90	0	N	8.8

SIGNAL SETTINGS									
CYCLE LENGTH = 80.0									
	PH-1	PH-2	PH-3	PH-4		PH-1	PH-2	PH-3	PH-4
EB	LT	X			NB	LT			
	TH					TH	X		
	RT	X				RT	X		
	PD					PD			
WB	LT				SB	LT	X	X	
	TH					TH	X	X	
	RT					RT			
	PD					PD			
GREEN	11.2	0.0	0.0	0.0	GREEN	30.4	21.6	0.0	0.0
YELLOW	5.6	0.0	0.0	0.0	YELLOW	5.6	5.6	0.0	0.0

LEVEL OF SERVICE							
	LANE	GRP.	V/C	G/C	DELAY	LOS	AFF. LOS
EB	L		0.536	0.172	24.6	C	C
	R		0.196	0.172	18.4	C	
NB	T		0.505	0.303	15.1	C	B
	R		0.276	0.303	13.8	B	
SB	L		0.661	0.753	5.2	B	A
	T		0.448	0.752	2.5	A	

INTERSECTION: Delay = 7.6 (sec/veh) V/C = 0.586 LOS = B

# 1985 HCM: SIGNALIZED INTERSECTIONS

## SUMMARY REPORT

\*\*\*\*\*

INTERSECTION..CYPRESS ST. /LOIS AVE.

AREA TYPE.....OTHER

ANALYST.....LKF/LCAMEX

DATE.....01-28-91

TIME.....AM PEAK HOUR

COMMENT.....1990 EXISTING CONDITIONS

	VOLUMES				#	GEOMETRY							
	EB	WB	NB	SB		EB	WB	NB	SB	EB	WB	NB	SB
LT	35	34	776	33	:	L	12.0	L	12.0	L	12.0	L	12.0
TH	134	490	711	413	:	T	12.0	T	12.0	T	12.0	T	12.0
RT	108	28	39	192	:	T	12.0	TR	12.0	TR	12.0	TR	12.0
RR	90	0	0	0	:	R	12.0		12.0		12.0		12.0
					:		12.0		12.0		12.0		12.0
					:		12.0		12.0		12.0		12.0

ADJUSTMENT FACTORS										
	GRADE (%)	HV (%)	ADJ Y/N	PKG Nm	BUSES Nb	PHF	PEDS	PED. Y/N	BUT. min T	ARR. TYPE
EB	0.00	2.00	N	0	0	0.94	0	N	25.8	3
WB	0.00	2.00	N	0	0	0.94	0	N	25.8	3
NB	0.00	2.00	N	0	0	0.90	0	N	28.8	3
SB	0.00	2.00	N	0	0	0.91	0	N	28.8	3

SIGNAL SETTINGS								CYCLE LENGTH = 80.0			
		PH-1	PH-2	PH-3	PH-4			PH-1	PH-2	PH-3	PH-4
EB	LT	X				NB	LT	X	X		
	TH	X					TH	X	X		
	RT	X					RT	X	X		
	PD						PD				
WB	LT	X				SB	LT		X		
	TH	X					TH		X		
	RT	X					RT		X		
	PD						PD				
GREEN		13.0	0.0	0.0	0.0	GREEN		30.2	22.4	0.0	0.0
YELLOW		4.8	0.0	0.0	0.0	YELLOW		4.8	4.8	0.0	0.0

LEVEL OF SERVICE								
	LANE	GRP.	V/C	G/C	DELAY	LOS	APP. DELAY	APP. LOS
EB	L		0.308	0.185	21.9	C	18.6	C
	T		0.227	0.185	17.9	C		
	R		0.067	0.185	17.4	C		
WB	L		0.134	0.185	20.7	C	28.3	D
	TR		0.885	0.185	28.8	D		
NB	L		1.021	0.740	39.2	D	20.6	C
	TR		0.334	0.740	2.3	A		
SB	L		0.257	0.303	16.3	C	16.9	C
	TR		0.680	0.303	16.9	C		

INTERSECTION: Delay = 21.1 (sec/veh) V/C = 0.882 LOS = C



## 1985 HCM: SIGNALIZED INTERSECTIONS

## SUMMARY REPORT

\*\*\*\*\*

INTERSECTION..CYPRESS ST. /LOIS AVE.

AREA TYPE.....OTHER

ANALYST.....LKF/LCFMMD

DATE.....01-28-91

TIME.....PM PEAK HOUR

COMMENT.....1990 EXISTING CONDITIONS - MODIFIED TIMINGS

	VOLUMES					GEOMETRY					
	EB	WB	NB	SB		EB	WB	NB	SB		
LT	164	62	257	41	:	L	12.0	L	12.0	L	12.0
TH	779	329	579	728	:	T	12.0	T	12.0	T	12.0
RT	630	67	35	47	:	T	12.0	TR	12.0	TR	12.0
RR	196	0	0	0	:	R	12.0		12.0		12.0
					:		12.0		12.0		12.0
					:		12.0		12.0		12.0

	ADJUSTMENT FACTORS										
	GRADE (%)	HV (%)	ADJ Y/N	PKG Nm	BUSES Nb	PHF	PEDS	PED. Y/N	BUT. min T	ARR.	
EB	0.00	2.00	N	0	0	0.73	0	N	25.8		3
WB	0.00	2.00	N	0	0	0.87	0	N	25.8		3
NB	0.00	2.00	N	0	0	0.90	0	N	4.0		3
SB	0.00	2.00	N	0	0	0.85	0	N	4.0		3

SIGNAL SETTINGS										CYCLE LENGTH = 80.0	
		PH-1	PH-2	PH-3	PH-4			PH-1	PH-2	PH-3	PH-4
EB	LT	X				NB	LT	X	X		
	TH	X					TH	X	X		
	RT	X					RT	X	X		
	PD						PD				
WB	LT	X				SB	LT		X		
	TH	X					TH		X		
	RT	X					RT		X		
	PD						PD				
GREEN		30.5	0.0	0.0	0.0	GREEN		8.7	26.4	0.0	0.0
YELLOW		4.8	0.0	0.0	0.0	YELLOW		4.8	4.8	0.0	0.0

LEVEL OF SERVICE							
	LANE	GRP.	V/C	G/C	DELAY	LOS	
EB	L		0.582	0.404	15.8	C	20.9
	T		0.779	0.404	15.1	C	
	R		0.973	0.404	33.9	D	
WB	L		0.800	0.404	41.2	E	14.7
	TR		0.341	0.404	10.7	B	
NB	L		0.685	0.521	15.4	C	9.7
	TR		0.389	0.521	7.5	B	
SB	L		0.208	0.353	13.8	B	16.5
	TR		0.769	0.353	16.6	C	

INTERSECTION: Delay = 16.7 (sec/veh) V/C = 0.843 LOS = C

## 1985 HCM: SIGNALIZED INTERSECTIONS

## SUMMARY REPORT

\*\*\*\*\*

INTERSECTION: I-275/WESTSHORE BLVD.

AREA TYPE: OTHER

ANALYST: LKF/IWAMEX

DATE: 01-28-91

TIME: AM PEAK HOUR

COMMENT: 1990 EXISTING CONDITIONS

	VOLUMES					GEOMETRY							
	EB	WB	NB	SB		EB	WB	NB	SB	EB	WB	NB	SB
LT	0	592	0	287	R	12.0	L	12.0	T	12.0	L	12.0	
TH	0	0	968	380		12.0	L	12.0	T	12.0	T	12.0	
RT	0	713	269	0		12.0	R	12.0	R	12.0	T	12.0	
RR	0	55	110	0		12.0		12.0		12.0		12.0	
						12.0		12.0		12.0		12.0	
						12.0		12.0		12.0		12.0	

ADJUSTMENT FACTORS										
	GRADE (%)	HV (%)	ADJ Y/N	PKG Nm	BUSES Nb	PHF	PEDS	PED. Y/N	BUT. min T	ARR. TYPE
EB	0.00	2.00	N	0	0	1.00	0	N	38.5	3
WB	0.00	2.00	N	0	0	0.87	0	N	38.5	3
NB	0.00	2.00	N	0	0	0.93	0	N	11.5	3
SB	0.00	2.00	N	0	0	0.93	0	N	11.5	3

SIGNAL SETTINGS								CYCLE LENGTH = 130.0			
		PH-1	PH-2	PH-3	PH-4			PH-1	PH-2	PH-3	PH-4
EB	LT					NB	LT				
	TH						TH		X		
	RT						RT		X		
	PD						PD				
WB	LT	X				SB	LT	X			
	TH						TH	X	X		
	RT	X					RT				
	PD						PD				
GREEN		20.0	0.0	0.0	0.0	GREEN		45.0	50.0	0.0	0.0
YELLOW		5.0	0.0	0.0	0.0	YELLOW		5.0	5.0	0.0	0.0

LEVEL OF SERVICE							
	LANE GRP.	V/C	G/C	DELAY	LOS	APP. DELAY	APP. LOS
WB	L	1.579	0.169	*	*	*	*
	R	2.951	0.169	*	*		
NB	T	0.767	0.400	23.3	C	22.5	C
	R	0.283	0.400	17.1	C		
SB	L	0.504	0.362	25.2	D	11.8	B
	T	0.153	0.785	2.2	A		

INTERSECTION: Delay = \* (sec/veh) V/C = 1.062 LOS = \*

## 1985 HCM: SIGNALIZED INTERSECTIONS

## SUMMARY REPORT

\*\*\*\*\*

INTERSECTION...I-275/WESTSHORE BLVD.

AREA TYPE.....OTHER

ANALYST.....LKF/IWPMEX

DATE.....01-28-91

TIME.....PM PEAK HOUR

COMMENT.....1990 EXISTING CONDITIONS

	VOLUMES				GEOMETRY					
	EB	WB	NB	SB	EB	WB	NB	SB	EB	WB
LT	0	335	0	943	12.0	L	12.0	T	12.0	L
TH	0	0	720	798	12.0	L	12.0	T	12.0	T
RT	0	309	485	0	12.0	R	12.0	R	12.0	T
RR	0	55	110	0	12.0		12.0		12.0	
					12.0		12.0		12.0	
					12.0		12.0		12.0	

ADJUSTMENT FACTORS									
	GRADE	HV	ADJ	PKG	BUSES	PHF	PEDS	PED.	BUT.
	(%)	(%)	Y/N	Nm	Nb			Y/N	min T
EB	0.00	2.00	N	0	0	1.00	0	N	20.5
WB	0.00	2.00	N	0	0	0.77	0	N	20.5
NB	0.00	2.00	N	0	0	0.90	0	N	11.5
SB	0.00	2.00	N	0	0	0.89	0	N	11.5

SIGNAL SETTINGS									
					CYCLE LENGTH = 130.0				
	PH-1	PH-2	PH-3	PH-4		PH-1	PH-2	PH-3	PH-4
EB	LT				NB	LT			
	TH					TH	X		
	RT					RT	X		
	PD					PD			
WB	LT	X			SB	LT	X		
	TH					TH	X	X	
	RT	X				RT			
	PD					PD			
GREEN	25.0	0.0	0.0	0.0	GREEN	35.0	55.0	0.0	0.0
YELLOW	5.0	0.0	0.0	0.0	YELLOW	5.0	5.0	0.0	0.0

LEVEL OF SERVICE							
	LANE	GRP.	V/C	G/C	DELAY	LOS	APP. LOS
WB	L		0.823	0.208	44.1	E	59.2
	R		1.050	0.208	80.1	F	
NB	T		0.538	0.438	17.6	C	18.2
	R		0.628	0.438	19.4	C	
SB	L		2.199	0.285	*	*	*
	T		0.354	0.746	3.7	A	

INTERSECTION: Delay = \* (sec/veh) V/C = 1.160 LOS = \*

## 1985 HCM: SIGNALIZED INTERSECTIONS

## SUMMARY REPORT

\*\*\*\*\*

INTERSECTION..CYPRESS ST/WESTSHORE BLVD

AREA TYPE.....OTHER

ANALYST.....LKF/CWPMEX

DATE.....01-29-1991

TIME.....AM PEAK HOUR

COMMENT.....1990 EXISTING CONDITIONS

	VOLUMES				#	GEOMETRY							
	EB	WB	NB	SB		EB	WB	NB	SB	EB	WB	NB	SB
LT	135	110	725	156	:	L	12.0	L	12.0	L	12.0	L	12.0
TH	149	413	860	451	:	T	12.0	T	12.0	L	12.0	T	12.0
RT	106	114	96	222	:	R	12.0	TR	12.0	T	12.0	TR	12.0
RR	0	0	0	0	:		12.0		12.0	TR	12.0		12.0
					:		12.0		12.0		12.0		12.0
					:		12.0		12.0		12.0		12.0

	ADJUSTMENT FACTORS										TYPE
	GRADE (%)	HV (%)	ADJ Y/N	PKG Nm	BUSES Nb	FMF	PEDS	PED. Y/N	BUT. min T	ARR.	
EB	0.00	2.00	N	0	0	0.87	0	N	28.8	3	
WB	0.00	2.00	N	0	0	0.93	0	N	28.8	3	
NB	0.00	2.00	N	0	0	0.98	0	N	25.8	3	
SB	0.00	2.00	N	0	0	0.96	0	N	25.8	3	

SIGNAL SETTINGS										CYCLE LENGTH = 130.0			
		PH-1	PH-2	PH-3	PH-4			PH-1	PH-2	PH-3	PH-4		
EB	LT	X	X			NB	LT	X					
	TH		X				TH	X	X				
	RT		X				RT	X	X				
	PD						PD						
WB	LT	X	X			SB	LT				X		
	TH		X				TH		X		X		
	RT		X				RT		X		X		
	PD						PD						
GREEN		10.4	22.1	0.0	0.0	GREEN		52.0	11.7	11.7	0.0		
YELLOW		3.9	5.2	0.0	0.0	YELLOW		3.9	5.2	3.9	0.0		

LEVEL OF SERVICE							
	LANE	GRP.	V/C	G/C	DELAY	LOS	
EB	L		0.536	0.297	31.4	D	25.0
	T		0.514	0.187	31.7	D	
	R		0.135	0.594	7.5	B	
WB	L		0.381	0.297	28.2	D	42.4
	TR		0.923	0.187	45.2	E	
NB	L		0.582	0.407	23.3	C	17.4
	TR		0.543	0.537	12.9	B	
SB	L		0.990	0.097	95.7	F	55.2
	TR		0.958	0.227	46.2	E	

INTERSECTION: Delay = 31.7 (sec/veh) V/C = 0.737 LOS = D

## 1985 HCM: SIGNALIZED INTERSECTIONS

## SUMMARY REPORT

\*\*\*\*\*

INTERSECTION..CYPRESS ST/WESTSHORE BLVD

AREA TYPE.....OTHER

ANALYST.....LKF/CWPMEX

DATE.....01-28-91

TIME.....PM PEAK HOUR

COMMENT.....1990 EXISTING CONDITIONS

	VOLUMES					GEOMETRY					
	EB	WB	NB	SB		EB	WB	NB	SB		
LT	327	193	156	126	:	L	12.0	L	12.0	L	12.0
TH	550	262	730	793	:	T	12.0	T	12.0	T	12.0
RT	755	163	143	90	:	R	12.0	TR	12.0	TR	12.0
RR	0	0	0	0	:		12.0	TR	12.0		12.0
					:		12.0		12.0		12.0
					:		12.0		12.0		12.0

	ADJUSTMENT FACTORS										
	GRADE (%)	HV (%)	ADJ Y/N	PKG Nm	BUSES Nb	PHF	PEDS	PED. Y/N	BUT. min T	ARR.	
EB	0.00	2.00	N	0	0	0.79	50	N	25.8		3
WB	0.00	2.00	N	0	0	0.94	50	N	25.8		3
NB	0.00	2.00	N	0	0	0.90	50	N	4.0		3
SB	0.00	2.00	N	0	0	0.85	50	N	4.0		3

SIGNAL SETTINGS										CYCLE LENGTH = 130.0	
		PH-1	PH-2	PH-3	PH-4			PH-1	PH-2	PH-3	PH-4
EB	LT	X	X			NB	LT	X			
	TH		X				TH	X	X		
	RT		X				RT	X	X		
	PD						PD				
WB	LT	X	X			SB	LT			X	
	TH		X				TH		X	X	
	RT		X				RT		X	X	
	PD						PD				
GREEN		19.5	36.4	0.0	0.0	GREEN		11.7	29.9	10.4	0.0
YELLOW		3.9	5.2	0.0	0.0	YELLOW		3.9	5.2	3.9	0.0

LEVEL OF SERVICE										
	LANE GRP.	V/C	G/C	DELAY	LOS	APP. DELAY		APP. LOS		
EB	L	0.749	0.477	27.7	D	*		*		
	T	1.316	0.297	*	*					
	R	1.602	0.394	*	*					
WB	L	0.492	0.477	18.7	C	22.7		C		
	TR	0.476	0.297	24.4	C					
NB	L	0.573	0.097	44.5	E	28.8		D		
	TR	0.798	0.367	26.0	D					
SB	L	1.007	0.087	104.5	F	38.4		D		
	TR	0.871	0.357	29.4	D					

INTERSECTION: Delay = \* (sec/veh) V/C = 1.232 LOS = \*

## 1985 HCM: SIGNALIZED INTERSECTIONS

## SUMMARY REPORT

\*\*\*\*\*

INTERSECTION..KENNEDY BLVD. /MEMORIAL HWY..

AREA TYPE.....OTHER

ANALYST.....LKF/KEAMMOD

DATE.....01-28-1991

TIME.....AM PEAK HOUR

COMMENT.....1990 EXISTING CONDITIONS - MODIFIED

	VOLUMES				:	GEOMETRY							
	EB	WB	NB	SB		EB	WB	NB	SB	EB	WB	NB	SB
LT	62	51	2	1308	:	L	12.0	L	12.0	L	12.0	L	12.0
TH	405	739	4	22	:	L	12.0	T	12.0	TR	12.0	LT	12.0
RT	15	2	3	215	:	T	12.0	TR	12.0		12.0	R	12.0
RR	0	0	0	30	:	TR	12.0		12.0		12.0		12.0
					:		12.0		12.0		12.0		12.0
					:		12.0		12.0		12.0		12.0

	ADJUSTMENT FACTORS									
	GRADE (%)	HV (%)	ADJ Y/N	PKG Nm	BUSES Nb	PHF	PEDS	PED. Y/N	BUT. min T	ARR. TYPE
EB	0.00	2.00	N	0	0	0.71	0	N	22.8	3
WB	0.00	2.00	N	0	0	0.91	0	N	22.8	3
NB	0.00	2.00	N	0	0	0.56	0	N	28.8	3
SB	0.00	2.00	N	0	0	0.89	0	N	28.8	3

SIGNAL SETTINGS										CYCLE LENGTH = 130.0			
		PH-1	PH-2	PH-3	PH-4			PH-1	PH-2	PH-3	PH-4		
EB	LT	X				NB	LT		X				
	TH	X	X				TH		X				
	RT	X	X				RT		X				
	PD						PD						
WB	LT		X			SB	LT	X					
	TH		X				TH	X					
	RT		X				RT	X					
	PD						PD						
GREEN		10.4	42.8	0.0	0.0	GREEN		48.2	10.4	0.0	0.0		
YELLOW		3.9	5.2	0.0	0.0	YELLOW		5.2	3.9	0.0	0.0		

LEVEL OF SERVICE							
	LANE GRP.	V/C	G/C	DELAY	LOS	APP. DELAY	APP. LOS
EB	L	0.322	0.087	42.6	E	18.7	C
	TR	0.384	0.456	15.1	C		
WB	L	0.245	0.346	23.2	C	24.5	C
	TR	0.693	0.346	24.6	C		
NB	L	0.024	0.087	41.3	E	36.6	D
	TR	0.086	0.087	35.3	D		
SB	L	1.142	0.388	114.7	F	93.1	F
	LT	1.130	0.388	92.1	F		
	R	0.353	0.388	18.4	C		

INTERSECTION: Delay = 58.2 (sec/veh) V/C = 0.791 LOS = E

1985 HCM: SIGNALIZED INTERSECTIONS  
SUMMARY REPORT

\*\*\*\*\*  
INTERSECTION..KENNEDY BLVD. /MEMORIAL HWY.  
AREA TYPE.....OTHER  
ANALYST.....LKF/KEPMEX  
DATE.....01-28-1991  
TIME.....PM PEAK HOUR  
COMMENT.....1990 EXISTING CONDITIONS

	VOLUMES				:	GEOMETRY							
	EB	WB	NB	SB		EB	WB	NB	SB	EB	WB	NB	SB
LT	270	21	12	1226	:	L	12.0	L	12.0	L	12.0	L	12.0
TH	809	583	30	1	:	L	12.0	T	12.0	TR	12.0	LT	12.0
RT	1	9	15	56	:	T	12.0	TR	12.0		12.0	R	12.0
RR	0	0	0	30	:	TR	12.0		12.0		12.0		12.0
					:		12.0		12.0		12.0		12.0
					:		12.0		12.0		12.0		12.0

ADJUSTMENT FACTORS										
	GRADE (%)	HV (%)	ADJ Y/N	PKG Nm	BUSES Nb	PHF	PEDS	PED. Y/N	BUT. min T	ARR. TYPE
EB	0.00	2.00	N	0	0	0.89	0	N	22.8	3
WB	0.00	2.00	N	0	0	0.82	0	N	22.8	3
NB	0.00	2.00	N	0	0	0.65	0	N	28.8	3
SB	0.00	2.00	N	0	0	0.83	0	N	28.8	3

SIGNAL SETTINGS										CYCLE LENGTH = 130.0			
		PH-1	PH-2	PH-3	PH-4			PH-1	PH-2	PH-3	PH-4		
EB	LT	X				NB	LT		X				
	TH	X	X				TH		X				
	RT	X	X				RT		X				
	PD						PD						
WB	LT		X			SB	LT	X					
	TH		X				TH	X					
	RT		X				RT	X					
	PD						PD						
GREEN		22.8	27.3	0.0	0.0	GREEN		48.1	13.6	0.0	0.0		
YELLOW		3.9	5.2	0.0	0.0	YELLOW		5.2	3.9	0.0	0.0		

LEVEL OF SERVICE							
	LANE GRP.	V/C	G/C	DELAY	LOS	APP. DELAY	APP. LOS
EB	L	0.508	0.182	37.0	D	23.2	C
	TR	0.591	0.432	18.6	C		
WB	L	0.467	0.227	37.4	D	39.0	D
	TR	0.895	0.227	39.1	D		
NB	L	0.098	0.112	39.4	D	36.0	D
	TR	0.367	0.112	35.0	D		
SB	L	1.128	0.387	107.5	F	97.1	F
	LT	1.126	0.387	90.1	F		
	R	0.054	0.387	16.1	C		

INTERSECTION: Delay = 58.2 (sec/veh) V/C = 0.852 LOS = E

## 1985 HCM: SIGNALIZED INTERSECTIONS

## SUMMARY REPORT

\*\*\*\*\*  
 INTERSECTION..KENNEDY BLVD./HOOVER BLVD..  
 AREA TYPE.....OTHER  
 ANALYST.....LKF/KHAMMOD  
 DATE.....01-28-1991  
 TIME.....AM PEAK HOUR  
 COMMENT.....1990 EXISTING CONDITIONS - MODIFIED

	VOLUMES				:	GEOMETRY							
	EB	WB	NB	SB		EB	WB	NB	SB	EB	WB	NB	SB
LT	62	271	14	37	:	L	12.0	L	12.0	LT	12.0	L	12.0
TH	358	367	14	4	:	T	12.0	L	12.0	R	12.0	TR	12.0
RT	83	318	87	3	:	TR	12.0	T	12.0		12.0		12.0
RR	0	0	80	0	:		12.0	TR	12.0		12.0		12.0
					:		12.0		12.0		12.0		12.0
					:		12.0		12.0		12.0		12.0

	ADJUSTMENT FACTORS										TYPE
	GRADE (%)	HV (%)	ADJ Y/N	PKG Nm	BUSES Nb	PHF	PEDS	PED. Y/N	BUT. min T	ARR.	
EB	0.00	2.00	N	0	0	0.72	0	N	19.8		3
WB	0.00	2.00	N	0	0	0.77	0	N	19.8		3
NB	0.00	2.00	N	0	0	0.76	0	N	28.8		3
SB	0.00	2.00	N	0	0	0.73	0	N	28.8		3

SIGNAL SETTINGS										CYCLE LENGTH = 80.0	
		PH-1	PH-2	PH-3	PH-4			PH-1	PH-2	PH-3	PH-4
EB	LT	X				NB	LT	X			
	TH		X				TH	X			
	RT		X				RT	X			
	PD						PD				
WB	LT	X				SB	LT	X			
	TH		X				TH	X			
	RT		X				RT	X			
	PD						PD				
GREEN		22.4	22.0	0.0	0.0	GREEN		19.6	0.0	0.0	0.0
YELLOW		4.8	5.6	0.0	0.0	YELLOW		5.6	0.0	0.0	0.0

LEVEL OF SERVICE							
	LANE GRP.	V/C	G/C	DELAY	LOS	APP. DELAY	APP. LOS
EB	L	0.168	0.303	15.6	C	15.8	C
	TR	0.604	0.308	15.8	C		
WB	L	0.373	0.303	16.8	C	22.6	C
	TR	0.916	0.308	25.0	C		
NB	LT	0.075	0.278	13.8	B	13.7	B
	R	0.023	0.278	13.6	B		
SB	L	0.117	0.278	16.4	C	16.0	C
	TR	0.021	0.278	13.6	B		

INTERSECTION: Delay = 19.9 (sec/veh) V/C = 0.481 LOS = C



## 1985 HCM: SIGNALIZED INTERSECTIONS

## SUMMARY REPORT

\*\*\*\*\*

INTERSECTION..KENNEDY BLVD./HOOVER BLVD..

AREA TYPE.....OTHER

ANALYST.....KHFMHMOD

DATE.....01-28-1991

TIME.....PM PEAK HOUR

COMMENT.....1990 EXISTING CONDITIONS - MODIFIED TIMINGS/PHASINGS

VOLUMES					GEOMETRY							
	EB	WB	NB	SB	:	EB	WB	LT	NB	SB		
LT	18	164	88	342	:	L	12.0	L	12.0	L	12.0	
TH	292	382	8	43	:	T	12.0	L	12.0	R	12.0	TR
RT	31	36	331	34	:	TR	12.0	T	12.0		12.0	
RR	0	0	220	0	:		12.0	TR	12.0		12.0	
					:		12.0		12.0		12.0	
					:		12.0		12.0		12.0	

ADJUSTMENT FACTORS										
	GRADE	HV	ADJ	PKG	BUSES	PHF	PEDS	PED.	BUT.	ARR.
	(%)	(%)	Y/N	Nm	Nb			Y/N	min T	TYPE
EB	0.00	2.00	N	0	0	0.75	0	N	14.5	3
WB	0.00	2.00	N	0	0	0.81	0	N	14.5	3
NB	0.00	2.00	N	0	0	0.58	0	N	23.5	3
SB	0.00	2.00	N	0	0	0.66	0	N	23.5	3

SIGNAL SETTINGS								CYCLE LENGTH = 80.0			
		PH-1	PH-2	PH-3	PH-4			PH-1	PH-2	PH-3	PH-4
EB	LT	X				NB	LT		X		
	TH		X				TH		X		
	RT		X				RT		X		
	PD						PD				
WB	LT	X				SB	LT	X	X		
	TH		X				TH	X	X		
	RT		X				RT	X	X		
	PD						PD				
GREEN		14.8	14.0	0.0	0.0	GREEN		15.6	14.0	0.0	0.0
YELLOW		4.8	5.6	0.0	0.0	YELLOW		5.6	5.6	0.0	0.0

LEVEL OF SERVICE							
	LANE	GRP.	V/C	G/C	DELAY	LOS	APP. DELAY
EB	L		0.068	0.208	19.4	C	19.6
	TR		0.620	0.208	19.6	C	
WB	L		0.312	0.208	20.5	C	21.3
	TR		0.742	0.208	21.6	C	
NB	LT		0.575	0.208	20.2	C	20.4
	R		0.610	0.208	20.7	C	
SB	L		0.805	0.473	20.7	C	18.4
	TR		0.148	0.473	7.7	B	

INTERSECTION: Delay = 20.0 (sec/veh) V/C = 0.621 LOS = C

**APPENDIX C**  
**DESIGN YEAR (2010) MASTER PLAN CONCEPT CAPACITY ANALYSES**

September 28, 1988

HB-FL

## APPENDIX C

## FHWA CONCURRENCE

Mr. James Kennedy  
District Secretary  
Florida Department of Transportation  
4950 W. Kennedy Boulevard, Suite 500  
Tampa, Florida 33609

Dear Mr. Kennedy:

Subject: Florida - Federal Project No. IR-9999(43)  
State Project No. 99007-1402  
Tampa Interstate Study  
Hillsborough and Pasco Counties

We have reviewed the information transmitted with your August 8, 1988 letter, which requested lowering the design level of service (LOS) of the Tampa Interstate Study (TIS) and modifying the design hour vehicle flow rates provided in the Highway Capacity Manual (HCM). The scope of services for the TIS indicates that alternatives will be developed which provide a LOS C for the design year traffic. The scope, however, directs the consultant to recommend the most feasible design concept if the LOS C impacts make it nonfeasible. Based on the impacts for the Tier 2 LOS C alternatives which were discussed in our August 8, 1988 meeting and information contained in the LOS working paper, we agree that LOS C is nonfeasible and that LOS D would be a more practical and appropriate alternative development criterion. Therefore, we concur with your recommendation to lower the project requirement to LOS D.

The LOS working paper also quantified the existing operational characteristics of the Tampa Interstate System and proposed to adjust the HCM passenger cars per hour per lane (pcphpl) capacity value for LOS E from 2,000 to 2,200. We concur in adjusting the flow rates based on the traffic flow characteristics within the TIS core study area.

Your August 8, 1988 letter proposed study values for LOS D derived from the modified 2,200 pcphpl for LOS E. The following values are approved for use in the TIS:

-more-

Mr. James Kennedy  
September 28, 1988

2.

60 MPH Design Speed Mainline

Level of Service E pcphpl = 2,200  
Level of Service D pcphpl = 1,870  
Level of Service D vph per lane for design  
Recommended Desirable = 1,650  
Recommended Maximum = 1,740

50 MPH Design Speed Collector-Distributor

Level of Service E pcphpl = 2,100  
Level of Service D pcphpl = 1,770  
Level of Service D vph per lane for design  
Recommended Desirable = 1,560  
Recommended Maximum = 1,645

We recommend that the modified LOS values only be used in the high impact areas of the study and that the higher LOS values be used in the lesser developed areas, such as Segment 6 and possibly portions of Segments 4 and 5.

Sincerely yours,

Dennis B. Luhrs

*for* R. Skinner  
Division Administrator



U.S. Department  
of Transportation  
Federal Highway  
Administration

Florida Division Office

*YC: Lisa Conbs, Jan Everett*

227 N. Bronough St.  
Room 2015  
Tallahassee, Florida 32301

April 25, 1989

IN REPLY REFER TO:

HB-FL


RECEIVED APR 28 1989

Mr. James G. Kennedy  
District Secretary  
Florida Department of Transportation  
4950 W. Kennedy Boulevard, Suite 500  
Tampa, Florida 33609

Attention: Mr. John Temple /

Dear Mr. Kennedy:

Subject: Florida - Federal Project No. IR-9999(43)  
State Project No. 99007-1402  
Tampa Interstate Study  
Hillsborough and Pasco Counties



GREINER, INC., TAMPA, FL  
(TAMPA INTERSTATE STUDY)

We have received Mr. John Temple's March 24, 1989 letter for the subject project which listed two weaving locations on the C/D system and one ramp terminal at a cross street for which Level of Service D could not be obtained.

Our January 27, 1989 letter stated that we would not approve reductions in the weaving and nonweaving LOS criteria based on the modified service flow rates. However, it also stated that on the C/D system the results of the weaving equations should be compared to the design speed of the roadway.

Mr. Temple's letter indicates that all of the weaving sections on the mainline express lanes meet or exceed LOS D using the criteria in the 1985 Highway Capacity Manual. Two locations on the 45 MPH design speed C/D system do not meet LOS D, but the HCM equations indicate that each section exceeds 31.5 MPH. This appears to be an acceptable level of operation for the C/D system; and in light of the findings in the recent TRB report, the actual operating speeds may be higher than predicted. Therefore, the use of a low computed Level of Service is approved for the two locations on the C/D system.

Mr. Temple's letter also indicated that LOS D could not be obtained for the ramp terminals at Dale Mabry Highway, but that further alternatives would be examined during the PD&E phase. We agree to look more closely at this cross street in the PD&E phase.

-more-

Mr. James G. Kennedy  
April 25, 1989

2.

If you have any questions, please call Mr. Steve Walker at 681-7240.

Sincerely yours,

*Dennis B. Lusk*

for J. R. Skinner  
Division Administrator

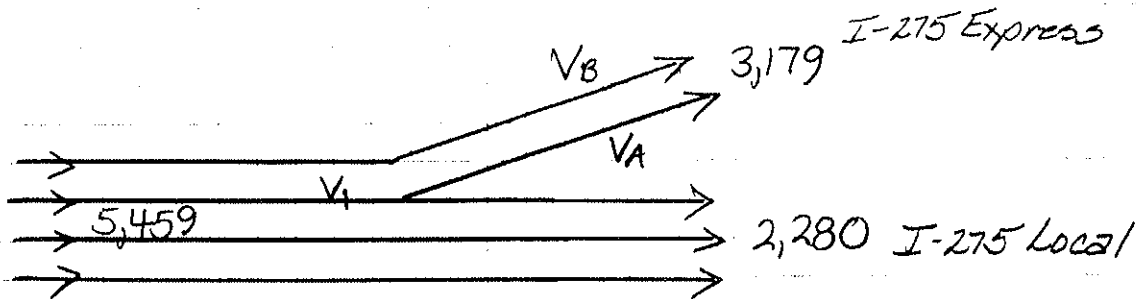
**APPENDIX C1**  
**MERGE/DIVERGE AND WEAVING AREAS**

# Greiner, Inc.

JOB 775  
DESCRIPTION Master Plan Traffic

SHEET 1 OF 4 PROJ. NO. C1104.07  
COMPUTED BY GSL DATE 3/17/89  
CHECKED BY HJE DATE 3/20/89

I-275 Eastbound - Express Lanes



Using Fig. I.5-12 to get off-ramp distribution

$$V_{1+A} = -158 + 0.035(5,459) + 0.567(3,179) = 1,836 \text{ vph}$$

$$V_1 = 18 + 0.06(5,459) + 0.072(3,179) = 574 \text{ vph}$$

$$V_A = V_{1+A} - V_1 = 1,836 - 574 = 1,262 \text{ vph}$$

$$V_B = V_r - V_A = 3,179 - 1,262 = 1,917 \text{ vph}$$

Analyzing  $V_B$  as a lane drop

$$\# \text{ of trucks in lane B} = (0.82)(0.03)(3,179) = 78 \text{ trucks}$$

$$P_{TB} = 78 / 1,917 = 0.041$$

$$f_{HV} = \frac{1}{1 + [(0.041)(1.7-1)]} = 0.972$$

$$V_{d1} = V_B = 1,917 / (0.972 \times 0.95) = 2,076 \text{ pcph (LOS E)}$$

Analyzing  $V_1$  using Fig. I.5-7

$$V_1 = 94 + 0.231(5,459 - 1,917) + 0.473(1,262) + 2 = 1,511 \text{ vph}$$

adjusting for left-side ramp

$$V_1 = 1,511 \times (1.1) = 1,662 \text{ vph}$$

$$\# \text{ of trucks in lane 1} = (1 - 0.82)(0.03)(3,179) + \frac{(0.50)(0.03)(2,280)}{2} = 34$$

$$P_{T1} = 34 / 1,662 = 0.021 \Rightarrow f_{HV} = \frac{1}{1 + [(0.021)(1.7-1)]} = 0.986$$

$$V_{d2} = V_1 = 1,662 / (0.986 \times 0.95) = 1,775 \text{ pcph (LOS D)}$$



# Greiner, Inc.

JOB T15 SHEET 2 OF 4 PROJ. NO. C1104.07  
DESCRIPTION Master Plan Traffic COMPUTED BY GSR DATE 3/17/89  
I-275 Eastbound - Expresslanes CHECKED BY HJE DATE 3/20/89

$$V_1 - V_A = 1,662 - 1,262 = 400 \text{ vph}$$

Checking to determine LOS for  $V_{d2}$  if  $V_{d1} = V_d(\text{max})$   
for LOS D

$$V_B = 1980 \text{ pcph} \times 0.972 \times 0.95 = 1,828 \text{ vph}$$

$$V_A = 3,179 - 1,828 = 1,351 \text{ vph}$$

Analyzing  $V_1$  using Frg. I.5-7

$$V_1 = 94 + 0.231(5,459 - 1,828) + 0.473(1,351) + 2 = 1,574 \text{ vph}$$

adjusting for left-side ramp

$$V_1 = 1,574 \times (1.1) = 1,731 \text{ vph}$$

$$\text{\# of trucks in lane 1} = (1 - 0.82)(0.03)(3,179) + \frac{(0.50)(0.03)(2,221)}{2} = 34$$

$$P_{T1} = 34 / 1,731 = 0.020$$

$$f_{HV} = \frac{1}{1 + [(0.020)(1.7 - 1)]} = 0.986$$

$$V_{d2} = 1,731 / (0.986 \times 0.95) = 1,847 \text{ pcph (LOS D)}$$

if  $V_{d2} = V_d(\text{desireable})$  for LOS D

$$V_B = 1,925 \text{ pcph} \times 0.972 \times 0.95 = 1,778 \text{ vph}$$

$$V_A = 3,179 - 1,778 = 1,401 \text{ vph}$$

# Greiner, Inc.

JOB 775 SHEET 3 OF PROJ. NO. C1104.07  
 DESCRIPTION Master Plan Traffic COMPUTED BY GSR DATE 3/17/89  
I-275 Eastbound - Express Lanes CHECKED BY HJE DATE 3/20/89

$$V_1 = 94 + 0.231(5,459 - 1,778) + 0.473(1,401) + 2 = 1,609 \text{ vph}$$

adjusting for left-side ramp

$$V_1 = 1,609 \times 1.1 = 1,770 \text{ vph}$$


# of trucks in lane 1 = 34 (same as before)

$$P_{T_1} = 34/1,770 = 0.019 \Rightarrow f_{HV} = \frac{1}{1 + [(0.019)(1.7-1)]} = 0.987$$

$$V_{d_2} = 1,770 / (0.987 \times 0.95) = 1,888 \text{ pcph (LOS D)}$$

$$V_{d_1} = 1,925 \text{ pcph (LOS D)}$$

On Ramp from Northwest Hillsborough Expressway



Using Fig. I.5-11 to get  $V_A$  &  $V_B$

$$V_1 = 54 + 0.07 V_F + 0.049 V_R$$

$$= 54 + 0.07(3024) + 0.49(1495)$$

$$V_1 = 339 \text{ vph}$$

$$V_{1+A} = -205 + 0.287(3024) + 0.575(1495)$$

$$= 1523 \text{ vph}$$

$$V_A = V_{1+A} - V_1 = 1523 - 339 = 1184 \text{ vph}$$

$$V_B = V_R - V_A = 1495 - 1184 = 311 \text{ vph}$$

Analyze  $V_A$  as an add lane and  
 $V_B$  merge into  $V_A$

$$V_A = 1184 / 0.95(0.98) = 1272 \text{ pcph}$$

LOS C

# Greiner, Inc.

JOB TIS SHEET 4 OF 4 PROJ. NO. \_\_\_\_\_  
DESCRIPTION Master Plan Traffic COMPUTED BY EKM DATE \_\_\_\_\_  
I-275 Eastbound Express lanes CHECKED BY GSR/MJE DATE 3/20/89

Consider  $V_b$  an on-ramp merging into  $V_r$  at a distance of 600 feet east of the add lane gore

$$V_m = V_i + V_r$$

From 78.5  $V_i = 0.92(1184) = 1089 \text{ vph}$

$$V_i = 1089 / (0.98)(0.95) = 1170 \text{ pph}$$

$$V_r = 311 / (0.98)(0.95) = 334 \text{ pph}$$

$$V_m = V_i + V_r = 1170 + 334 = 1504 \text{ pph (LOS C)}$$

# Greiner, Inc.

JOB 715

DESCRIPTION Master Plan Traffic


T-275 Eastbound Local Freeway

SHEET 1 OF 6 PROJ. NO. C110407

COMPUTED BY EKM DATE 10 Feb 89

CHECKED BY GR/IDE DATE 3/20/89

GS2 2 Lane Drop to Kennedy



$$V_r = 1069 / 0.98(0.95)$$

$$V_r = V_r = 1148 \text{ pcph} \checkmark$$

(LOS B)

GS2 Exit ramp to North Rd NW Expressway local

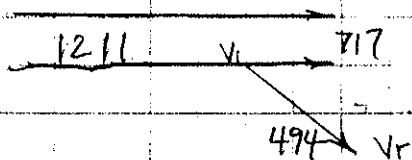


Fig I.5-2  $V_i = 165 + 0.345 V_f + 0.520 V_r$

$$V_i = 165 + 0.345(1211) + 0.520(494)$$

$$V_i = 840 \text{ vph} \checkmark$$

$$P_T = (0.03)(1211)(0.75) = 27 \Rightarrow 27 / 840 = 0.032$$

$$f_{HV} = 1 / (1 + 0.032(1.7 - 1)) = 0.978$$


$$V_i = 840 / (0.978)(0.95)$$

$$V_i = 904 \text{ pcph}$$

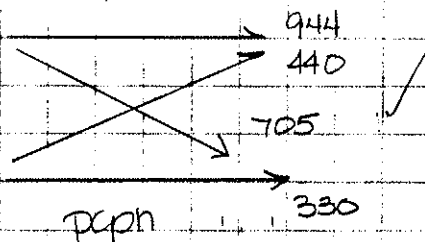
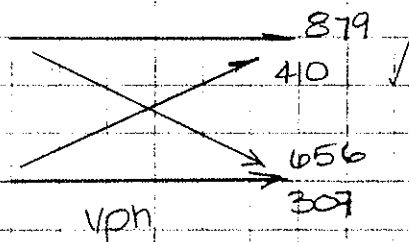
(LOS B)

GS2 ON RAMP FROM S.B. NW Expressway to Lois off Ramp

Type C unconstrained



Bump to ramp 656



# Greiner, Inc.

JOB TIS  
 DESCRIPTION Master Plan Traffic  
I-275 Eastbound Local Freeway

SHEET 2 OF 6 PROJ. NO. C1104.07  
 COMPUTED BY EKM DATE 10 Feb 89  
 CHECKED BY GSR/HQE DATE 3/20/89

$$V_w = 440 + 705 = 1145 \quad \checkmark$$

$$V = 944 + 440 + 705 + 330 = 2419 \quad \checkmark$$

$$VR = 1145 / 2419 = 0.473 \quad \checkmark$$

$$N = 3$$

$$L = 2500'$$

Type C weave

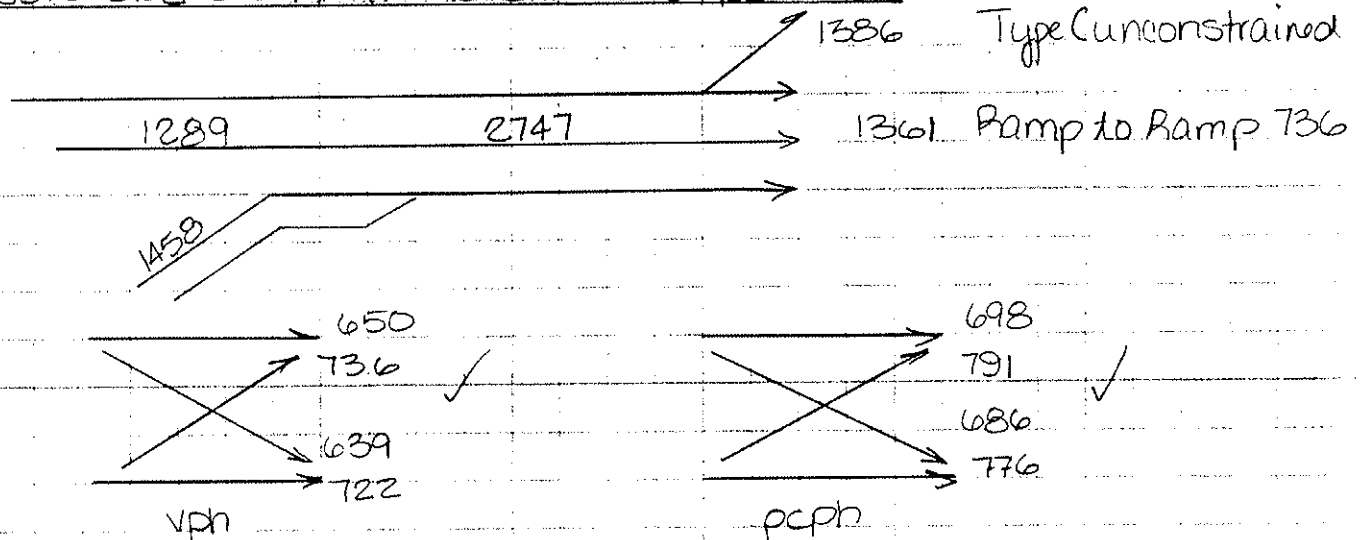
$$S_w = 15 + \frac{50}{1 + 0.1(1 + 0.473)^{1.8} (2419/3)^{0.8} / 2500^{0.5}}$$

$$S_w = 42.04 \text{ mph} \quad \checkmark \quad (\text{LOS C})$$

$$S_{nw} = 15 + \frac{50}{1 + 0.015(1 + 0.473)^{1.8} (2419/3)^{1.1} / 2500^{0.5}}$$

$$S_{nw} = 40.66 \text{ mph} \quad \checkmark \quad (\text{LOS D})$$

GSR WESTSHORE ON-RAMP to EXIT to DALE MARLEY



$$V_w = 791 + 686 = 1477 \quad \checkmark$$

$$V = 698 + 791 + 686 + 776 = 2951 \quad \checkmark$$

$$VR = 1477 / 2951 = 0.501 \quad \checkmark$$

$$N = 3$$

$$L = 1900'$$

# Greiner, Inc.

JOB TIS  
DESCRIPTION Master Plan Traffic

SHEET 3 OF 6 PROJ. NO. C1104.07

COMPUTED BY EKM DATE 10/21/89

I-275 Eastbound Local Freeway

CHECKED BY GSR/149 DATE 3/20/89

$$S_w = 15 + \frac{50}{1 + 0.10(1 + 0.50)^{1.8} (295/3)^{.8} / 1900^{.5}}$$

$$S_w = 37.92 \text{ mph } \checkmark (\text{LOS D})$$

$$S_{nw} = 15 + \frac{50}{1 + 0.015(1 + 0.50)^{1.8} (295/3)^{1.1} / 1900^{.5}}$$

$$S_{nw} = 35.83 \text{ mph } \checkmark (\text{LOS D})$$

G.2 ON RAMP FROM LOIS

1361 → 2121

Fig. I.5-6  $V_i = -121 + 0.244V_f - 0.025V_u + 640^{.5} / D_d$

$$V_i = -121 + 0.244(1361) - 0.025(50) + 5$$

$$V_i = 212 \text{ vph } \checkmark$$

$$P_t = 0.03(1361)(.58) = 24 \Rightarrow 24/212 = 0.113 \checkmark$$

$$f_{tu} = 1 / (1 + (0.113)(1.7 - 1)) = 0.927 \checkmark$$

$$V_i = 212 / 0.927(0.95) \quad V_r = 760 / 0.98(0.95)$$

$$V_i = 241 \text{ pcph } \checkmark \quad V_r = 816 \text{ pcph } \checkmark$$

$$V_M = V_i + V_r = 241 + 816 = 1057 \text{ pcph } \checkmark$$

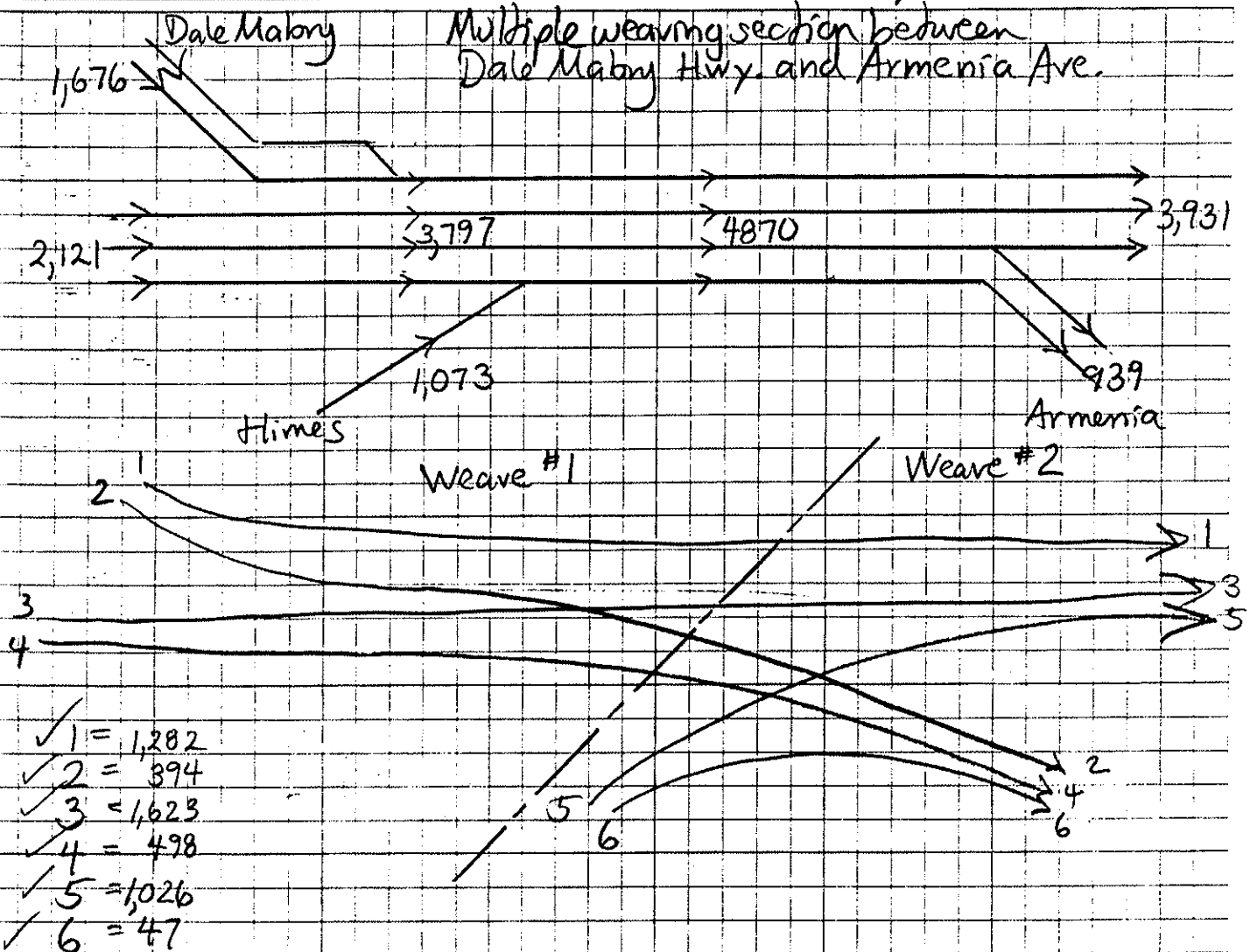
(LOS B)  $\checkmark$

# Greiner, Inc.

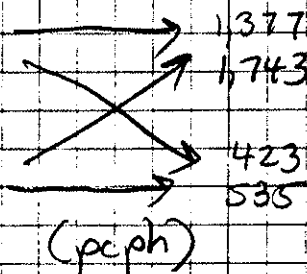
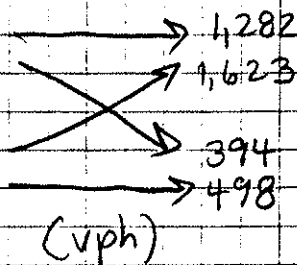
JOB 775  
DESCRIPTION Master Plan Traffic

SHEET 4 OF 6 PROJ. NO. 01104.07  
COMPUTED BY GSL DATE 3/17/89  
CHECKED BY WJE DATE 3/20/89

I-275 Eastbound - Local Lanes



Weave #1



$$V_w = 1,743 + 423 = 2,166$$

$$V = 1,377 + 1,743 + 423 + 535 = 4,078$$

$$VR = 2,166 / 4,078 = 0.531$$

$$V = 4,078$$

$$L = 1,200'$$

Type C Weave

$$S_w = 15 + \frac{50}{1 + [(0.10)(1.531)^{1.0} (4,078/4)^{0.8} / (1,200)^{0.5}]} = 34.34 \text{ mph (LOS E)}$$

$$S_{NW} = 15 + \frac{50}{1 + [(0.015)(1.531)^{1.0} (4,078/4)^{1.1} / (1,200)^{0.5}]} = 32.24 \text{ mph (LOS E) 11002-87}$$

# Greiner, Inc.

JOB T15  
 DESCRIPTION Master Plan Traffic  
I-275 Eastbound - Local Lanes

SHEET 5 OF 6 PROJ. NO. C1104.07  
 COMPUTED BY CSR DATE 3/17/89  
 CHECKED BY ME DATE 3/20/89

Length required to achieve LOS D in Weave #1

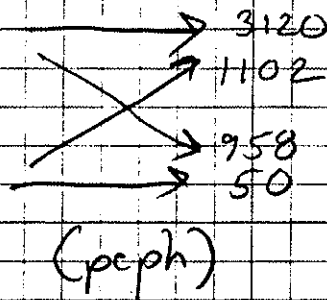
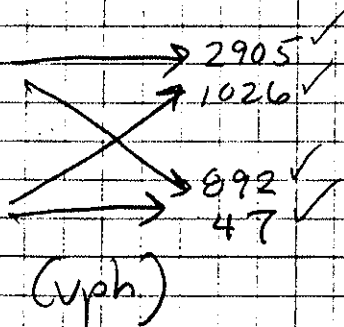
if  $L = 1,925'$

$S_w = 37.21 \text{ mph}$

$S_{nw} = 35.00 \text{ mph}$

Length available for weave #2 =  $3800 - (1925 - 1200)$   
 $= 3,075'$

Weave #2



$$V_w = 1102 + 958 = 2,060$$

$$V = 3120 + 1102 + 958 + 50 = 5230$$

$$VR = 2,060 / 5,230 = 0.394$$

$$V = 5230$$

$$L = 3,015'$$

Type B Weave

$$S_w = 15 + \frac{50}{1 + [(0.10)(1.394)^{1.2} (5230/4)^{0.77} / (3075)^{0.5}]}$$

$$= 44.86 \text{ mph (LOS C)}$$

$$S_{nw} = 15 + \frac{50}{1 + [(0.02)(1.394)^{2.0} (5230/4)^{1.42} / (3075)^{0.95}]}$$

$$= 48.27 \text{ mph (LOS B)}$$



# Greiner, Inc.

JOB 773  
 DESCRIPTION Master Plan Traffic  
I-275 Eastbound - Local Lanes

SHEET 6 OF 6 PROJ. NO. C1104.07  
 COMPUTED BY GSR DATE 3/17/89  
 CHECKED BY HJE DATE 3/20/89

Length required to achieve equilibrium LOS in both weaving sections

Weave #1			Weave #2		
<u>L</u>	<u>S<sub>w</sub></u>	<u>S<sub>NW</sub></u>	<u>L</u>	<u>S<sub>w</sub></u>	<u>S<sub>NW</sub></u>
2,300	38.31	36.08	2,700	44.08	46.87
2,700	39.31	37.06	2,300	43.10	45.07
3,200	40.37	38.11	1,800	41.58	42.23
3,300	40.56	38.30	1,700	41.22	41.55
3,400	40.75 (LOSC)	38.49 (LOSD)	1,600	40.84 (LOSC)	40.84 (LOSD)

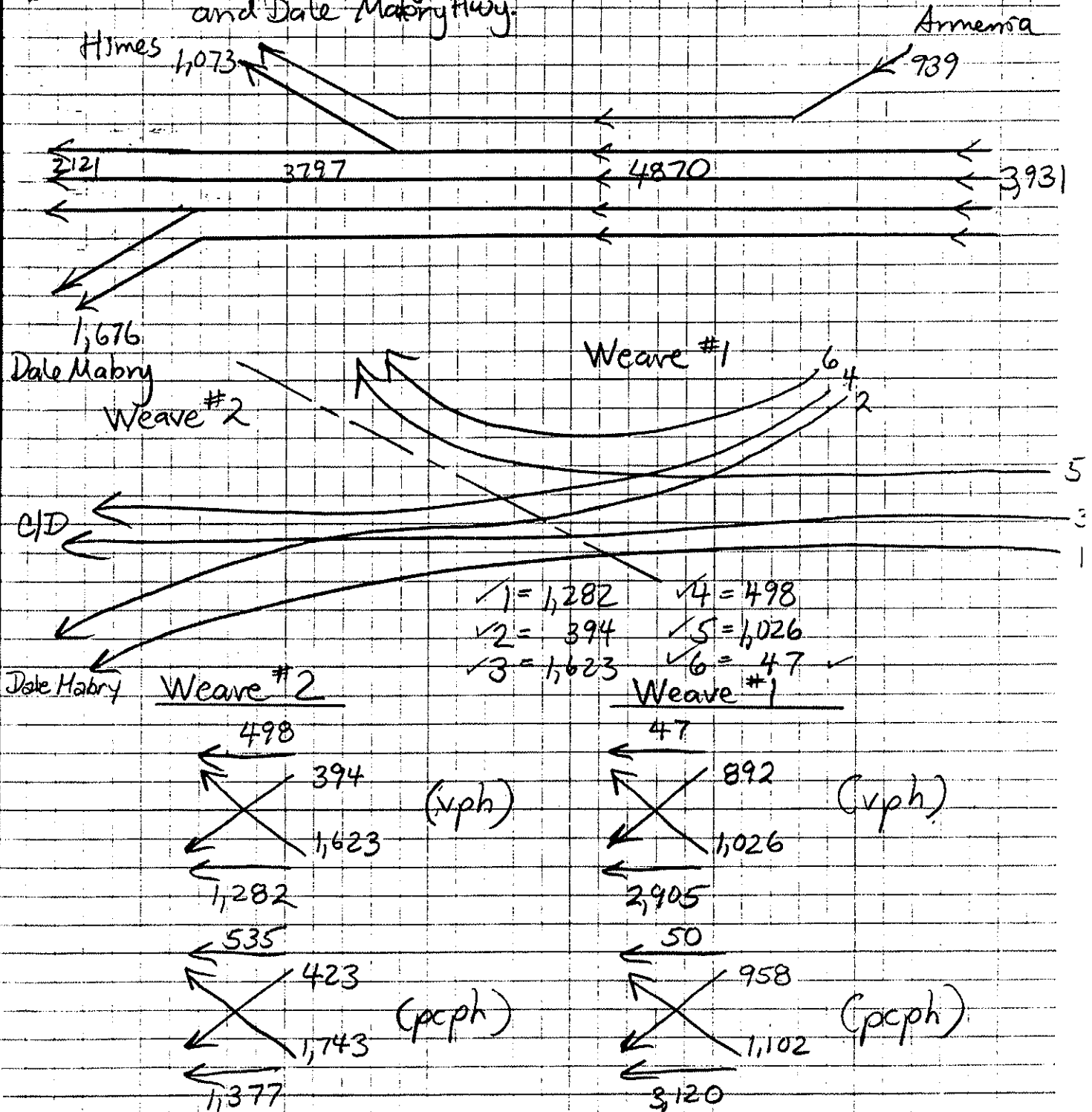
# Greiner, Inc.

JOB 775  
DESCRIPTION Master Plan Traffic

SHEET 1 OF 6 PROJ. NO. C1104.07  
COMPUTED BY GSL DATE 3/17/89  
CHECKED BY HJE DATE 3/20/89

I-275 Westbound - Local Lanes

Multiple weaving section between Armenia Ave and Dale Mabry Hwy.



# Greiner, Inc.

JOB 775  
 DESCRIPTION Master Plan Traffic  
I-215 Westbound - Local Lanes

SHEET 2 OF 6 PROJ. NO. C1104.07  
 COMPUTED BY GSR DATE 3/17/89  
 CHECKED BY HGE DATE 3/20/89

## Weave #1

$$V_w = 958 + 1,102 = 2,060$$

$$V = 50 + 958 + 1,102 + 3,120 = 5,230$$

$$VR = 2,060 / 5,230 = 0.394$$

$$V = 5230$$

$$L = 2,400'$$

## Type B Weave

$$S_w = 15 + \frac{50}{1 + [(0.10)(1.394)^{1.2}(5230/5)^{0.77} / (2400)^{0.5}]}$$

$$= 45.44 \text{ mph (LOS B)}$$

$$S_{nw} = 15 + \frac{50}{1 + [(0.020)(1.394)^{2.0}(5230/5)^{1.42} / (2400)^{0.95}]}$$

$$= 49.16 \text{ mph (LOS B)}$$

## Weave #2

$$V_w = 423 + 1,743 = 2,166$$

$$V = 535 + 423 + 1,743 + 1,377 = 4,078$$

$$VR = 2,166 / 4,078 = 0.531$$

$$V = 4,078$$

$$L = 1,550'$$

## Type C Weave

$$S_w = 15 + \frac{50}{1 + [(0.10)(1.531)^{1.8}(4078/4)^{0.8} / (1550)^{0.5}]}$$

$$= 35.88 \text{ mph (LOS D)}$$

$$S_{nw} = 15 + \frac{50}{1 + [(0.015)(1.531)^{1.8}(4078/4)^{1.1} / (1550)^{0.5}]}$$

$$= 33.72 \text{ mph (LOS E)}$$

# Greiner, Inc.

JOB TR2 SHEET 3 OF 10 PROJ. NO. 01104.07  
 DESCRIPTION Master Plan Traffic COMPUTED BY GSR DATE 3/17/89  
I-275 Westbound - Local Lanes CHECKED BY HJE DATE 3/20/89

Length required to achieve equilibrium LOS in both weaving sections

Weave #1			Weave #2		
<u>L</u>	<u>S<sub>w</sub></u>	<u>S<sub>NW</sub></u>	<u>L</u>	<u>S<sub>w</sub></u>	<u>S<sub>NW</sub></u>
1,620	43.05	44.88	2,330	38.39	36.16
1,410	42.20	43.28	2,540	38.93	36.69
1,300	41.69	42.32	2,650	39.19	36.95
1,150	40.93	40.87	2,800	39.54	37.29
1,000	40.05 (LOS C)	39.21 (LOS D)	2,950	39.86 (LOS D)	37.61 (LOS D)

JOB TIS  
DESCRIPTION Master Plan Traffic  
Westbound Local Freeway

SHEET 4 OF 6 PROJ. NO. C1104.07  
COMPUTED BY EKM DATE 11 Feb 89  
CHECKED BY SR/HJE DATE 3/20/89

GS1 - OFF RAMP TO LOIS

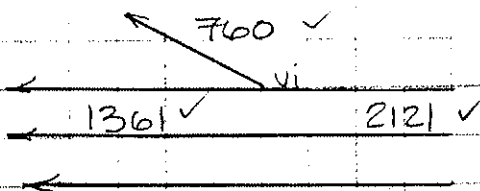


Fig J.5-7

$$V_1 = 94 + 0.231 V_f + 0.473 V_r + 215 V_0 / D_0$$

$$V_1 = 94 + 0.231 (2121) + 0.473 (760) + 2$$

$$V_1 = 945 \text{ vph} \checkmark$$


$$P_t = 0.03 (2121) (0.50) = 33; \frac{33}{945} = 0.035 \checkmark$$

$$f_{HV} = \frac{1}{1 + 0.035 (1.7 - 1)} = 0.976 \checkmark$$

$$V_D = V_1 = 945 / 0.976 (0.95)$$


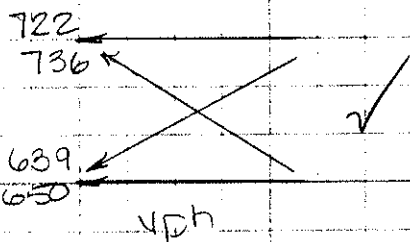
$$V_D = 1019 \text{ pcph LOS B} \checkmark$$

GS2 DALE Mabry on Ramp to Westshore off Ramp



Type B  $\checkmark$

Ramp to ramp = 736 vph



$$V_W = 791 + 686 = 1477 \checkmark$$

$$V = 776 + 791 + 686 + 698 = 2951 \checkmark$$

$$U_R = \frac{1477}{2951} = 0.501 \checkmark$$

$$N = 3 \checkmark$$

$$L = 2100'$$

$$S_w = 15 + \frac{50}{1 + 0.10 (1 + 0.501)^{1/2} \left( \frac{2951}{3} \right)^{1/4} / 2100^{0.5}}$$

$$S_w = 44.13 \text{ mph} \checkmark \quad (\text{LOS C})$$



# Greiner, Inc.

JOB TIS

DESCRIPTION Masker Plan Traffic

Westbound Local Freeway I-275

SHEET 5 OF 16 PROJ. NO. C110407

COMPUTED BY EKM DATE 11 Feb 89

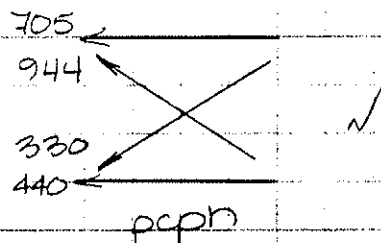
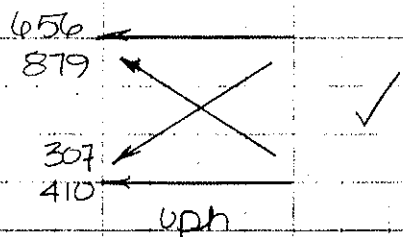

CHECKED BY GSR/MLF DATE 3/20/89

$$S_{nw} = 15 + \frac{50}{1 + 0.02(1 + 0.501)^2 (2951/3)^{1.42} / 2100^{.95}}$$

$$S_{nw} = 47.07 \text{ mph} \quad (LOS C)$$

see additional sheet for Dale Mabry on-ramp merge

GSR LOIS ON RAMP to NW Exp Local



$$V_w = 944 + 330 = 1274 \quad \checkmark$$

$$U = 705 + 944 + 330 + 440 = 2419 \quad \checkmark$$

$$VR = 1274 / 2419 = 0.527 \quad \checkmark$$

$$N = 3$$

$$L = 2900'$$

$$S_w = 15 + \frac{50}{1 + 0.1(1 + 0.527)^{1.2} (2419/3)^{.77} / 2900^{.95}}$$

$$S_w = 47.60 \text{ mph} \quad (LOS B)$$

$$S_{nw} = 15 + \frac{50}{1 + 0.02(1 + 0.527)^2 (2419/3)^{1.42} / 2900^{.95}}$$

$$S_{nw} = 52.85 \text{ mph} \quad (LOS B)$$

# Greiner, Inc.

JOB T15

DESCRIPTION Master Plan Traffic

Westbound I-275 LOCAL Freeway

SHEET 6 OF 6 PROJ. NO. C110407

COMPUTED BY EKM

DATE 11 Feb 89

CHECKED BY GSR/HQE

DATE 3/30/89

GSR ON RAMP FROM N.W. EX. LOCAL




Figure J.5-1 ✓

$$V_i = 136 + 0.345 V_f - 0.115 V_r \quad \checkmark$$

$$V_i = 136 + 0.345(717) - 0.115(359) \quad \checkmark$$

$$V_i = 342 \text{ uph} \quad \checkmark$$

$$P_T = 717(0.03)(0.85) = 18 \Rightarrow 18/342 = 0.053 \quad \checkmark$$

$$N_i = 342/0.964(0.95) \quad \checkmark$$

$$f_{HV} = 1/(1 + (0.053)(117 - 1)) = 0.964 \quad \checkmark$$

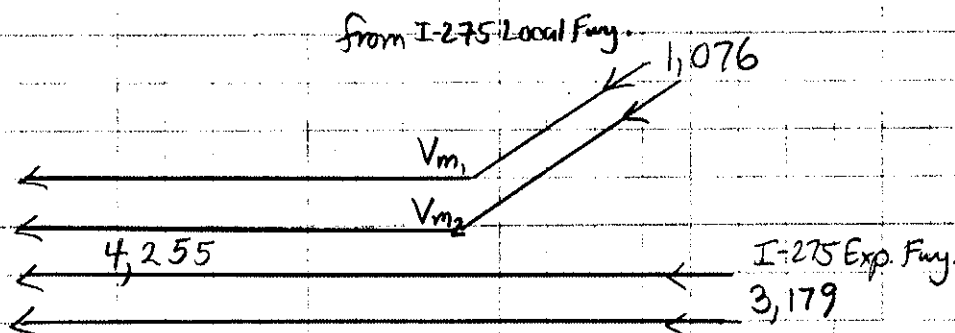
$$V_i = 373 \text{ pcph} \quad \checkmark$$

$$V_r = 359/0.95(0.98) = 386 \text{ pcph} \quad \checkmark$$

$$V_M = V_i + V_r = 373 + 386 \quad \checkmark$$

$$V_M = 759 \text{ pcph (LOS B)} \quad \checkmark$$

ON-RAMP TO I-275 EXPRESS F.W.Y. FROM I-275 LOCAL F.W.Y.



Analyzed as a two-lane add

$$V_r = 1,076/(0.95)(0.98) = 1,156 \text{ pcph} \quad \checkmark$$

$$V_{m1} = V_{m2} = 1,156/2 = 578 \text{ pcphpl (LOS A)} \quad \checkmark$$

# \* Greiner, Inc.

JOB T13

DESCRIPTION Master Plan Traffic

Westbound I-275 Express Lanes

SHEET 2 OF 2 PROJ. NO. C1104.07

COMPUTED BY ERM DATE 11 Feb 89

CHECKED BY GSK/HQE DATE 3/20/89

374 On Ramp from Kennedy and NW Exp. Local

1204

5459

4255

Table 5-3 Thru traffic in Ln 1

$$8\% (4255) = 340 \text{ vph}$$

$$V_t = 340 \text{ vph}$$

$$P_t = 0.03 (4255) (0.35) = 45 \Rightarrow 45/340 = 0.132$$

$$f_{HV} = 1 / (1 + (0.132)(1.7 - 1)) = 0.915$$

$$V_t = 340 / 0.915 (0.95) = 391 \text{ pcph}$$

$$V_r = 1204 / 0.98 (0.95) = 1293 \text{ pcph}$$

$$V_M = V_r + V_t = 1293 + 391 = 1684 \text{ pcph}$$

(LOSSD)

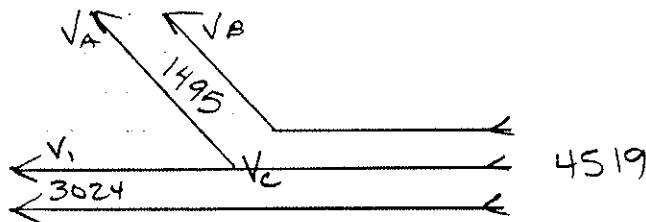


# Greiner, Inc.

JOB TTS  
 DESCRIPTION Master Plan Traffic  
WB I-275 Express Lanes

SHEET 1 OF 2 PROJ. NO. C1104.07  
 COMPUTED BY EKM DATE 2-11-89  
 CHECKED BY GSR/MJE DATE 3-20-89

WW Expr. Off-Ramp



Major Fork I.S-13

$$V_c = 64 + 0.285(V_f) + 0.141(V_r)$$

$$= 64 + 0.285(4519) + 0.141(1495)$$

$$V_c = 1563 \text{ vph}$$

$$V_1 = 173 + 0.295(V_f) + 0.320(V_r)$$

$$= 173 + 0.295(4519) + 0.320(1495)$$

$$V_1 = 1028 \text{ vph}$$

$$V_A = V_c - V_1 = 1563 - 1028 = 535 \text{ vph}$$

$$V_B = V_r - V_A = 1495 - 535 = 960 \text{ vph}$$

$$\# \text{ of trucks in lane B} = (0.69)(0.03)(1495) = 31$$

$$P_{TB} = 31/960 = 0.032 \Rightarrow f_{HV} = 1/[1 + (0.032)(1.7-1)] = 0.978$$

$$\# \text{ of trucks in lane C} = (0.31)(0.03)(1495) + (0.80)(0.03)(3024) = 87$$

$$P_{TC} = 87/1563 = 0.056 \Rightarrow f_{HV} = 1/[1 + (0.056)(1.7-1)] = 0.962$$

$$V_{d1} = 1563 / (0.962)(0.95) = 1710 \text{ pcph (LOS D)}$$

$$V_{d2} = 960 / (0.978)(0.95) = 1033 \text{ pcph (LOS B)}$$

**APPENDIX C2**  
**INTERSECTIONS**

## 1985 HCM: SIGNALIZED INTERSECTIONS

## SUMMARY REPORT

\*\*\*\*\*

INTERSECTION..KENNEDY BLVD./MEMORIAL HWY.

AREA TYPE.....OTHER

ANALYST.....LKF/KHAM

DATE.....4/1/91

TIME.....AM PEAK HOUR

COMMENT.....DESIGN YEAR 2010

	VOLUMES				:	GEOMETRY							
	EB	WB	NB	SB		EB	WB	NB	SB	EB	WB	NB	SB
LT	601	67	17	2975	:	L	12.0	L	12.0	L	12.0	L	12.0
TH	1640	2004	29	37	:	L	12.0	T	12.0	TR	12.0	L	12.0
RT	21	2	55	735	:	T	12.0	T	12.0		12.0	T	12.0
RR	0	0	0	60	:	T	12.0	TR	12.0		12.0	R	12.0
					:	TR	12.0		12.0		12.0		12.0
					:		12.0		12.0		12.0		12.0

ADJUSTMENT FACTORS										
	GRADE	HV	ADJ	PKG	BUSES	PHF	PEDS	PED.	BUT.	ARR. TYPE
	(%)	(%)	Y/N	Nm	Nb			Y/N	min T	
EB	0.00	2.00	N	0	0	0.95	0	N	20.5	3
WB	0.00	2.00	N	0	0	0.95	0	N	20.5	3
NB	0.00	2.00	N	0	0	0.95	0	N	29.5	3
SB	0.00	2.00	N	0	0	0.95	0	N	29.5	3

SIGNAL SETTINGS								CYCLE LENGTH = 120.0			
		PH-1	PH-2	PH-3	PH-4			PH-1	PH-2	PH-3	PH-4
EB	LT	X	X			NB	LT		X		
	TH		X	X			TH		X		
	RT		X	X			RT		X		
	PD						PD				
WB	LT	X				SB	LT	X			
	TH			X			TH	X	X		
	RT			X			RT	X	X		
	PD						PD				

LEVEL OF SERVICE								
	LANE GRP.	V/C	G/C	DELAY	LOS	APP. DELAY	APP. LOS	
EB	L	1.772	0.108	*	*	*	*	
	TR	1.087	0.300	66.8	F			
WB	L	0.829	0.050	73.9	F	*	*	
	TR	1.626	0.242	*	*			
NB	L	0.300	0.042	43.3	E	*	*	
	TR	1.314	0.042	*	*			
SB	L	1.869	0.508	*	*	*	*	
	T	0.040	0.550	8.0	B			
	R	0.709	0.658	9.9	B			

INTERSECTION: Delay = \* (sec/veh) V/C = 1.766 LOS = \*

## 1985 HCM: SIGNALIZED INTERSECTIONS

## SUMMARY REPORT

\*\*\*\*\*

INTERSECTION..KENNEDY BLVD./MEMORIAL HWY..

AREA TYPE.....OTHER

ANALYST.....LKF/KMFM

DATE.....4/1/91

TIME.....PM PEAK HOUR

COMMENT.....DESIGN YEAR 2010

	VOLUMES				#	GEOMETRY							
	EB	WB	NB	SB		EB	WB	NB	SB	EB	WB	NB	SB
LT	736	55	21	2435	:	L	12.0	L	12.0	L	12.0	L	12.0
TH	2004	1640	37	29	:	L	12.0	T	12.0	TR	12.0	L	12.0
RT	17	9	67	601	:	T	12.0	T	12.0		12.0	T	12.0
RR	0	0	0	60	:	T	12.0	TR	12.0		12.0	R	12.0
					:	TR	12.0		12.0		12.0		12.0
					:		12.0		12.0		12.0		12.0

	ADJUSTMENT FACTORS									
	GRADE (%)	HV (%)	ADJ Y/N	PKG Nm	BUSES Nb	PHF	PEDS	PED. Y/N	BUT. min T	ARR. TYPE
EB	0.00	2.00	N	0	0	0.95	0	N	20.5	3
WB	0.00	2.00	N	0	0	0.95	0	N	20.5	3
NB	0.00	2.00	N	0	0	0.95	0	N	29.5	3
SB	0.00	2.00	N	0	0	0.95	0	N	29.5	3

SIGNAL SETTINGS								CYCLE LENGTH = 120.0			
		PH-1	PH-2	PH-3	PH-4			PH-1	PH-2	PH-3	PH-4
EB	LT	X	X			NB	LT		X		
	TH		X	X			TH		X		
	RT		X	X			RT		X		
	PD						PD				
WB	LT	X				SB	LT	X			
	TH			X			TH	X	X		
	RT			X			RT	X	X		
	PD						PD				

LEVEL OF SERVICE								
	LANE GRP.	V/C	G/C	DELAY	LOS	APP. DELAY	APP. LOS	
EB	L	1.282	0.183	*	*	*	*	
	TR	1.188	0.333	111.9	F			
WB	L	1.021	0.033	144.9	F	*	*	
	TR	1.762	0.183	*	*			
NB	L	0.370	0.042	44.3	E	*	*	
	TR	1.624	0.042	*	*			
SB	L	1.481	0.525	*	*	*	*	
	T	0.030	0.567	7.4	B			
	R	0.499	0.750	4.1	A			

INTERSECTION: Delay = \* (sec/veh) V/C = 1.559 LOS = \*

## 1985 HCM: SIGNALIZED INTERSECTIONS

## SUMMARY REPORT

\*\*\*\*\*

INTERSECTION..KENNEDY /MEMORIAL HWY.

AREA TYPE.....OTHER

ANALYST.....LKF/KMAM2

DATE.....4/1/91

TIME.....AM PEAK HOUR

COMMENT.....DESIGN YEAR 2010

VOLUMES					GEOMETRY							
	EB	WB	NB	SB		EB	WB	NB	SB			
LT	601	67	17	298	: L	12.0	L	12.0	L	12.0	L	12.0
TH	1640	2004	29	37	: L	12.0	T	12.0	TR	12.0	L	12.0
RT	21	244	55	735	: T	12.0	T	12.0		12.0	T	12.0
RR	0	0	0	60	: T	12.0	TR	12.0		12.0	R	12.0
					: TR	12.0		12.0		12.0		12.0
					:	12.0		12.0		12.0		12.0

ADJUSTMENT FACTORS										
	GRADE	HV	ADJ	PKG	BUSES	PHF	PEDS	PED.	BUT.	ARR. TYPE
	(%)	(%)	Y/N	Nm	Nb			Y/N	min T	
EB	0.00	2.00	N	0	0	0.95	0	N	20.5	3
WB	0.00	2.00	N	0	0	0.95	0	N	20.5	3
NB	0.00	2.00	N	0	0	0.95	0	N	29.5	3
SB	0.00	2.00	N	0	0	0.95	0	N	29.5	3

SIGNAL SETTINGS								CYCLE LENGTH = 120.0			
		PH-1	PH-2	PH-3	PH-4			PH-1	PH-2	PH-3	PH-4
EB	LT	X	X			NB	LT	X			
	TH		X	X			TH			X	
	RT		X	X			RT			X	
	PD						PD				
WB	LT	X				SB	LT	X	X		
	TH			X			TH		X	X	
	RT			X			RT		X	X	
	PD						PD				

LEVEL OF SERVICE							
	LANE	GRP.	V/C	G/C	DELAY	LOS	
EB	L		0.886	0.217	43.8	E	APP. DELAY
	TR		0.575	0.567	11.0	B	
WB	L		0.497	0.083	42.3	E	APP. LOS
	TR		1.033	0.433	42.1	E	
NB	L		0.421	0.025	47.6	E	
	TR		0.438	0.125	32.2	D	
SB	L		0.635	0.150	38.3	D	
	T		0.087	0.250	22.3	C	
	R		1.000	0.467	42.8	E	

INTERSECTION: Delay = 32.8 (sec/veh) V/C = 0.854 LOS = D

## 1985 HCM: SIGNALIZED INTERSECTIONS

## SUMMARY REPORT

\*\*\*\*\*

INTERSECTION..KENNEDY /MEMORIAL HWY.

AREA TYPE.....OTHER

ANALYST.....LKF/KMFM2

DATE.....4/1/91

TIME.....PM PEAK HOUR

COMMENT.....DESIGN YEAR 2010

	VOLUMES				#	GEOMETRY						
	EB	WB	NB	SB		EB	WB	NB	SB			
LT	736	55	21	244	# L	12.0	L	12.0	L	12.0	L	12.0
TH	2004	1640	37	29	# L	12.0	T	12.0	TR	12.0	L	12.0
RT	17	298	67	601	# T	12.0	T	12.0		12.0	T	12.0
RR	0	0	0	60	# T	12.0	TR	12.0		12.0	R	12.0
					# TR	12.0		12.0		12.0		12.0
					#	12.0		12.0		12.0		12.0

	ADJUSTMENT FACTORS										ARR.	TYPE
	GRADE (%)	HV (%)	ADJ Y/N	PKG Nm	BUSES Nb	PHF	PEDS	PED. Y/N	BUT. min T			
EB	0.00	2.00	N	0	0	0.95	0	N	20.5		3	
WB	0.00	2.00	N	0	0	0.95	0	N	20.5		3	
NB	0.00	2.00	N	0	0	0.95	0	N	29.5		3	
SB	0.00	2.00	N	0	0	0.95	0	N	29.5		3	

SIGNAL SETTINGS										CYCLE LENGTH = 120.0	
		PH-1	PH-2	PH-3	PH-4			PH-1	PH-2	PH-3	PH-4
EB	LT	X	X			NB	LT	X			
	TH		X	X			TH			X	
	RT		X	X			RT			X	
	PD						PD				
WB	LT	X				SB	LT	X	X		
	TH			X			TH		X	X	
	RT			X			RT		X	X	
	PD						PD				

LEVEL OF SERVICE							
	LANE	GRF.	V/C	G/C	DELAY	LOS	
EB	L		0.882	0.267	39.5	D	APP. DELAY
	TR		0.731	0.542	14.1	B	
WB	L		0.292	0.117	37.1	D	35.2
	TR		0.992	0.392	35.1	D	
NB	L		0.520	0.025	52.0	E	38.0
	TR		0.580	0.117	35.2	D	
SB	L		0.520	0.150	36.5	D	23.2
	T		0.071	0.242	22.7	C	
	R		0.736	0.508	17.2	C	

INTERSECTION: Delay = 26.6 (sec/veh) V/C = 0.832 LOS = D

## 1985 HCM: SIGNALIZED INTERSECTIONS

## SUMMARY REPORT

\*\*\*\*\*

INTERSECTION..CYPRESS ST./WESTSHORE BLVD.

AREA TYPE.....OTHER

ANALYST.....DEA/WSCYAM

DATE.....02-14-1991

TIME.....PEAK HOUR

COMMENT.....2010 DESIGN YEAR

	VOLUMES				#	GEOMETRY						
	EB	WB	NB	SB		EB	WB	NB	SB			
LT	227	506	682	728	:	L	12.0	L	12.0	L	12.0	L
TH	390	390	1322	1428	:	T	12.0	L	12.0	L	12.0	L
RT	1039	728	506	121	:	T	12.0	T	12.0	T	12.0	T
RR	0	0	0	0	:	R	12.0	T	12.0	T	12.0	T
					:	R	12.0	R	12.0	T	12.0	TR
					:		12.0		12.0	R	12.0	12.0

ADJUSTMENT FACTORS										
	GRADE	HV	ADJ	PKG	BUSES	PHF	PEDS	FED.	BUT.	ARR. TYPE
	(%)	(%)	Y/N	Nm	Nb			Y/N	min T	
EB	0.00	3.00	N	0	0	0.95	0	N	35.5	4
WB	0.00	3.00	N	0	0	0.95	0	N	35.5	4
NB	0.00	2.00	N	0	0	0.95	0	N	32.5	4
SB	0.00	2.00	N	0	0	0.95	0	N	32.5	4

SIGNAL SETTINGS								CYCLE LENGTH = 90.0			
		PH-1	PH-2	PH-3	PH-4			PH-1	PH-2	PH-3	PH-4
EB	LT	X				NB	LT	X			
	TH			X			TH			X	
	RT			X			RT			X	
	PD						PD				
WB	LT	X	X			SB	LT	X	X		
	TH		X	X			TH		X	X	
	RT		X	X			RT		X	X	
	PD						PD				

LEVEL OF SERVICE							
	LANE	GRP.	V/C	G/C	DELAY	LOS	APP. DELAY
EB	L		0.819	0.172	38.7	D	33.9
	T		0.740	0.156	22.2	C	
	R		1.023	0.400	37.3	D	
WB	L		0.790	0.206	30.2	D	39.5
	T		0.610	0.189	18.9	C	
	R		1.084	0.467	56.9	E	
NB	L		0.891	0.244	33.7	D	25.5
	T		0.940	0.261	26.1	D	
	R		0.750	0.467	12.8	B	
SB	L		0.837	0.278	28.1	D	29.5
	TR		0.988	0.294	30.1	D	

INTERSECTION: Delay = 31.2 (sec/veh) V/C = 0.874 LOS = D

## 1985 HCM: SIGNALIZED INTERSECTIONS

## SUMMARY REPORT

\*\*\*\*\*

INTERSECTION..CYFPRESS ST./WESTSHORE BLVD.

AREA TYPE.....OTHER

ANALYST.....DEA/WSCYPM

DATE.....02-14-1991

TIME.....PM PEAK HOUR

COMMENT.....2010 DESIGN YEAR

	VOLUMES					GEOMETRY						
	EB	WB	NB	SB		EB	WB	NB	SB			
LT	227	506	682	728	: L	12.0	L	12.0	L	12.0	L	12.0
TH	390	390	1322	1428	: T	12.0	L	12.0	L	12.0	L	12.0
RT	1039	728	506	121	: T	12.0	T	12.0	T	12.0	T	12.0
RR	0	0	0	0	: R	12.0	T	12.0	T	12.0	T	12.0
					: R	12.0	R	12.0	T	12.0	TR	12.0
					: :	12.0		12.0	R	12.0		12.0

	ADJUSTMENT FACTORS										
	GRADE	HV	ADJ	PKG	BUSES	PHF	PEDS	PED.	BUT.	ARR.	TYPE
	(%)	(%)	Y/N	Nm	Nb			Y/N	min T		
EB	0.00	3.00	N	0	0	0.95	0	N	35.5		4
WB	0.00	3.00	N	0	0	0.95	0	N	35.5		4
NB	0.00	2.00	N	0	0	0.95	0	N	32.5		4
SB	0.00	2.00	N	0	0	0.95	0	N	32.5		4

SIGNAL SETTINGS								CYCLE LENGTH = 90.0			
		PH-1	PH-2	PH-3	PH-4			PH-1	PH-2	PH-3	PH-4
EB	LT	X				NB	LT	X			
	TH			X			TH			X	
	RT			X			RT			X	
	PD						PD				
WB	LT	X	X			SB	LT	X	X		
	TH		X	X			TH		X	X	
	RT		X	X			RT		X	X	
	PD						PD				

LEVEL OF SERVICE							
	LANE	GRP.	V/C	G/C	DELAY	LOS	
EB	L		0.819	0.172	38.7	D	33.9
	T		0.740	0.156	22.2	C	
	R		1.023	0.400	37.3	D	
WB	L		0.790	0.206	30.2	D	39.5
	T		0.610	0.189	18.9	C	
	R		1.084	0.467	56.9	E	
NB	L		0.891	0.244	33.7	D	25.5
	T		0.940	0.261	26.1	D	
	R		0.750	0.467	12.8	E	
SB	L		0.837	0.278	28.1	D	29.5
	TR		0.988	0.294	30.1	D	

INTERSECTION: Delay = 31.2 (sec/veh) V/C = 0.874 LOS = D



## 1985 HCM: SIGNALIZED INTERSECTIONS

## SUMMARY REPORT

\*\*\*\*\*

INTERSECTION..CYPRESS ST./LOIS ST.

AREA TYPE.....OTHER

ANALYST.....LKF/CLAM

DATE.....03-01-1991

TIME.....AM PEAK HOUR

COMMENT.....DESIGN YEAR 2010

	VOLUMES				:	GEOMETRY							
	EB	WB	NB	SB		EB	WB	NB	SB	EB	WB	NB	SB
LT	181	534	312	246	:	L	12.0	L	12.0	L	12.0	L	12.0
TH	722	1186	881	551	:	T	12.0	L	12.0	T	12.0	T	12.0
RT	504	352	107	222	:	T	12.0	T	12.0	TR	12.0	TR	12.0
RR	0	0	0	0	:	R	12.0	T	12.0		12.0		12.0
					:		12.0	R	12.0		12.0		12.0
					:		12.0		12.0		12.0		12.0

	ADJUSTMENT FACTORS									
	GRADE (%)	HV (%)	ADJ Y/N	PKG Nm	BUSES Nb	PHF	PEDS	PED. Y/N	BUT. min T	ARR. TYPE
EB	0.00	2.00	N	0	0	0.95	0	N	20.5	4
WB	0.00	2.00	N	0	0	0.95	0	N	20.5	4
NB	0.00	2.00	N	0	0	0.95	0	N	29.5	4
SB	0.00	2.00	N	0	0	0.95	0	N	29.5	4

	SIGNAL SETTINGS								CYCLE LENGTH = 120.0			
		PH-1	PH-2	PH-3	PH-4		PH-1	PH-2	PH-3	PH-4		
EB	LT	X				NB	LT	X	X	X		
	TH			X			TH		X	X		
	RT			X			RT		X	X		
	PD						PD					
WB	LT	X	X			SB	LT	X		X		
	TH		X	X			TH			X		
	RT		X	X			RT			X		
	PD						PD					

LEVEL OF SERVICE							
	LANE	GRP.	V/C	G/C	DELAY	LOS	APP. DELAY
EB	L		0.707	0.158	42.0	E	23.9
	T		0.783	0.271	24.0	C	
	R		0.767	0.454	17.4	C	
WB	L		0.731	0.233	34.8	D	33.7
	T		1.008	0.346	40.1	E	
	R		0.499	0.488	10.1	B	
NB	L		0.859	0.446	37.1	D	36.6
	TR		0.970	0.304	36.4	D	
SB	L		0.824	0.404	38.0	D	33.7
	TR		0.904	0.262	32.4	D	

INTERSECTION: Delay = 32.0 (sec/veh) V/C = 0.918 LOS = D

1985 HCM: SIGNALIZED INTERSECTIONS  
SUMMARY REPORT

\*\*\*\*\*

INTERSECTION..CYPRESS ST./LOIS ST.

AREA TYPE.....OTHER

ANALYST.....LKF/CLPM

DATE.....03-01-1991

TIME.....PM PEAK HOUR

COMMENT.....DESIGN YEAR 2010

	VOLUMES					GEOMETRY					
	EB	WB	NB	SB		EB	WB	NB	SB		
LT	222	465	255	333	: L	12.0	L	12.0	L	12.0	L
TH	871	971	509	900	: T	12.0	L	12.0	T	12.0	T
RT	627	288	131	181	: T	12.0	T	12.0	TR	12.0	TR
RR	0	0	0	0	: R	12.0	T	12.0		12.0	
					:	12.0	R	12.0		12.0	
					:	12.0		12.0		12.0	

	ADJUSTMENT FACTORS									
	GRADE (%)	HV (%)	ADJ Y/N	PKG Nm	BUSES Nb	PHF	PEDS	PED. Y/N	BUT. min T	ARR. TYPE
EB	0.00	2.00	N	0	0	0.95	0	N	20.8	4
WB	0.00	2.00	N	0	0	0.95	0	N	20.8	4
NB	0.00	2.00	N	0	0	0.95	0	N	29.8	4
SB	0.00	2.00	N	0	0	0.95	0	N	29.8	4

SIGNAL SETTINGS								CYCLE LENGTH = 120.0			
		PH-1	PH-2	PH-3	PH-4			PH-1	PH-2	PH-3	PH-4
EB	LT	X				NB	LT	X		X	
	TH			X			TH			X	
	RT			X			RT			X	
	PD						PD				
WB	LT	X	X			SB	LT	X	X	X	
	TH		X	X			TH		X	X	
	RT		X	X			RT		X	X	
	PD						PD				

LEVEL OF SERVICE							
	LANE	GRP.	V/C	G/C	DELAY	LOS	
EB	L		0.717	0.192	39.6	D	44.0
	T		0.960	0.267	37.3	D	
	R		1.051	0.412	54.9	E	
WB	L		0.685	0.217	34.8	D	32.4
	T		0.978	0.292	38.2	D	
	R		0.402	0.496	9.1	B	
NB	L		0.839	0.404	39.4	D	28.3
	TR		0.751	0.258	23.9	C	
SB	L		0.822	0.462	31.3	D	43.1
	TR		1.029	0.317	46.7	E	

INTERSECTION: Delay = 37.9 (sec/veh) V/C = 0.917 LOS = D

## 1985 HCM: SIGNALIZED INTERSECTIONS

## SUMMARY REPORT

\*\*\*\*\*

INTERSECTION..SPRUCE/DALE MABRY

AREA TYPE.....OTHER

ANALYST.....LKF/SPDMAM2

DATE.....3/1/91

TIME.....AM PEAK HOUR

COMMENT.....2010 DESIGN YEAR WITH EXTRA THRU EB &amp; WB

	VOLUMES					GEOMETRY					
	EB	WB	NB	SB		EB	WB	NB	SB		
LT	162	189	121	60	:	L	12.0	L	12.0	L	12.0
TH	289	289	2961	2961	:	T	12.0	T	12.0	T	12.0
RT	121	60	189	162	:	TR	12.0	TR	12.0	T	12.0
RR	0	0	0	0	:		12.0		12.0	T	12.0
					:		12.0		12.0	R	12.0
					:		12.0		12.0	R	12.0

ADJUSTMENT FACTORS											
	GRADE	HV	ADJ	PKG	BUSES	PHF	PEDS	PED.	BUT.	ARR.	TYPE
	(%)	(%)	Y/N	Nm	Nb			Y/N	min T		
EB	0.00	2.00	N	0	0	0.95	0	N	32.5		4
WB	0.00	2.00	N	0	0	0.95	0	N	32.5		4
NB	0.00	3.00	N	0	0	0.95	0	N	14.5		4
SB	0.00	3.00	N	0	0	0.95	0	N	14.5		4

SIGNAL SETTINGS								CYCLE LENGTH = 120.0			
		PH-1	PH-2	PH-3	PH-4			PH-1	PH-2	PH-3	PH-4
EB	LT	X	X			NB	LT	X	X		
	TH		X				TH		X	X	
	RT		X				RT		X	X	
	PD						PD				
WB	LT	X	X			SB	LT	X			
	TH		X				TH			X	
	RT		X				RT			X	
	PD						PD				

LEVEL OF SERVICE								
	LANE	GRF.	V/C	G/C	DELAY	LOS	APP. DELAY	APP. LOS
EB	L		0.653	0.250	36.5	D	36.2	D
	TR		0.845	0.150	36.1	D		
WB	L		0.821	0.250	50.0	E	35.9	D
	TR		0.705	0.150	28.3	D		
NB	L		0.698	0.108	46.7	E	22.3	C
	T		0.990	0.592	22.5	C		
	R		0.191	0.692	3.1	A		
SB	L		0.450	0.083	41.4	E	31.5	D
	T		1.034	0.567	32.8	D		
	R		0.170	0.667	3.5	A		

INTERSECTION: Delay = 28.2 (sec/veh) V/C = 0.941 LOS = D

## 1985 HCM: SIGNALIZED INTERSECTIONS

## SUMMARY REPORT

\*\*\*\*\*

INTERSECTION..SPRUCE/DALE MABRY

AREA TYPE.....OTHER

ANALYST.....LKF/SPDMAM2

DATE.....3/1/91

TIME.....PM PEAK HOUR

COMMENT.....2010 DESIGN YEAR WITH EXTRA THRU EB &amp; WB

	VOLUMES					GEOMETRY							
	EB	WB	NB	SB		EB	WB	NB	SB	EB	WB	NB	SB
LT	162	189	121	60	:	L	12.0	L	12.0	L	12.0	L	12.0
TH	289	289	2961	2961	:	T	12.0	T	12.0	T	12.0	T	12.0
RT	121	60	189	162	:	TR	12.0	TR	12.0	T	12.0	T	12.0
RR	0	0	0	0	:		12.0		12.0	T	12.0	T	12.0
					:		12.0		12.0	R	12.0	R	12.0
					:		12.0		12.0		12.0		12.0

	ADJUSTMENT FACTORS									
	GRADE (%)	HV (%)	ADJ Y/N	PKG Nm	BUSES Nb	PHF	PEDS	PED. Y/N	BUT. min T	ARR. TYPE
EB	0.00	2.00	N	0	0	0.95	0	N	32.5	4
WB	0.00	2.00	N	0	0	0.95	0	N	32.5	4
NB	0.00	3.00	N	0	0	0.95	0	N	14.5	4
SB	0.00	3.00	N	0	0	0.95	0	N	14.5	4

SIGNAL SETTINGS										CYCLE LENGTH = 120.0			
		PH-1	PH-2	PH-3	PH-4			PH-1	PH-2	PH-3	PH-4		
EB	LT	X	X			NB	LT	X	X				
	TH		X				TH		X		X		
	RT		X				RT		X		X		
	PD						PD						
WB	LT	X	X			SB	LT	X					
	TH		X				TH				X		
	RT		X				RT				X		
	PD						PD						

LEVEL OF SERVICE							
	LANE GRP.	V/C	G/C	DELAY	LOS	APP. DELAY	APP. LOS
EB	L	0.653	0.250	36.5	D	36.2	D
	TR	0.845	0.150	36.1	D		
WB	L	0.821	0.250	50.0	E	35.9	D
	TR	0.705	0.150	28.3	D		
NB	L	0.698	0.108	46.7	E	22.3	C
	T	0.990	0.592	22.5	C		
	R	0.191	0.692	3.1	A		
SB	L	0.450	0.083	41.4	E	31.5	D
	T	1.034	0.567	32.8	D		
	R	0.170	0.667	3.5	A		

INTERSECTION: Delay = 28.2 (sec/veh) V/C = 0.941 LOS = D

## 1985 HCM: SIGNALIZED INTERSECTIONS

## SUMMARY REPORT

\*\*\*\*\*

INTERSECTION..CYPRESS ST./DALE MARRY

AREA TYPE.....OTHER

ANALYST.....LKF/CYDMAM

DATE.....02-18-91

TIME.....AM PEAK HOUR

COMMENT.....2010 DESIGN YEAR

	VOLUMES					GEOMETRY						
	EB	WB	NB	SB		EB	WB	NB	SB			
LT	439	196	262	61	: L	12.0	L	12.0	L	12.0	L	12.0
TH	554	554	1882	1882	: L	12.0	T	12.0	L	12.0	T	12.0
RT	262	61	196	439	: T	12.0	TR	12.0	T	12.0	T	12.0
RR	0	0	0	0	: TR	12.0		12.0	T	12.0	T	12.0
					:	12.0		12.0	T	12.0	R	12.0
					:	12.0		12.0	R	12.0		12.0

	ADJUSTMENT FACTORS									ARR. TYPE
	GRADE (%)	HV (%)	ADJ Y/N	PKG Nm	BUSES Nb	PHF	PEDS	PED. Y/N	BUT. min T	
EB	0.00	2.00	N	0	0	0.95	0	N	35.5	4
WB	0.00	2.00	N	0	0	0.95	0	N	35.5	4
NB	0.00	3.00	N	0	0	0.95	0	N	23.5	4
SB	0.00	3.00	N	0	0	0.95	0	N	23.5	4

SIGNAL SETTINGS								CYCLE LENGTH = 120.0			
		PH-1	PH-2	PH-3	PH-4			PH-1	PH-2	PH-3	PH-4
EB	LT	X	X			NB	LT	X	X		
	TH		X	X			TH		X	X	
	RT		X	X			RT		X	X	
	PD						PD				
WB	LT	X				SB	LT	X			
	TH			X			TH			X	
	RT			X			RT			X	
	PD						PD				

LEVEL OF SERVICE							
	LANE GRP.	V/C	G/C	DELAY	LOS	APP. DELAY	APP. LOS
EB	L	0.673	0.208	35.1	D	35.6	D
	TR	0.945	0.267	35.8	D		
WB	L	0.727	0.167	42.2	E	32.8	D
	TR	0.815	0.225	29.8	D		
NB	L	0.721	0.117	43.3	E	25.2	D
	T	0.926	0.400	24.7	C		
	R	0.240	0.567	6.2	B		
SB	L	0.379	0.100	39.1	D	25.2	D
	T	0.967	0.383	29.0	D		
	R	0.516	0.592	7.1	B		

INTERSECTION: Delay = 28.0 (sec/veh) V/C = 0.871 LOS = D

# 1985 HCM: SIGNALIZED INTERSECTIONS

## SUMMARY REPORT

\*\*\*\*\*

INTERSECTION..CYPRESS ST./DALE MABRY

AREA TYPE.....OTHER

ANALYST.....LKF/CYDMAM

DATE.....02-18-91

TIME.....PM PEAK HOUR

COMMENT.....2010 DESIGN YEAR

	VOLUMES					GEOMETRY							
	EB	WB	NB	SB		EB	WB	NB	SB	EB	WB	NB	SB
LT	439	196	262	61	:	L	12.0	L	12.0	L	12.0	L	12.0
TH	554	554	1882	1882	:	L	12.0	T	12.0	L	12.0	T	12.0
RT	262	61	196	439	:	T	12.0	TR	12.0	T	12.0	T	12.0
RR	0	0	0	0	:	TR	12.0		12.0	T	12.0	T	12.0
					:		12.0		12.0	T	12.0	R	12.0
					:		12.0		12.0	R	12.0		12.0

	ADJUSTMENT FACTORS									
	GRADE (%)	HV (%)	ADJ Y/N	PKG Nm	BUSES Nb	PHF	PEDS	PED. Y/N	BUT. min T	ARR. TYPE
EB	0.00	2.00	N	0	0	0.95	0	N	35.5	4
WB	0.00	2.00	N	0	0	0.95	0	N	35.5	4
NB	0.00	3.00	N	0	0	0.95	0	N	23.5	4
SB	0.00	3.00	N	0	0	0.95	0	N	23.5	4

SIGNAL SETTINGS										CYCLE LENGTH = 120.0			
		PH-1	PH-2	PH-3	PH-4			PH-1	PH-2	PH-3	PH-4		
EB	LT	X	X			NB	LT	X	X				
	TH		X	X			TH		X	X			
	RT		X	X			RT		X	X			
	PD						PD						
WB	LT	X				SB	LT	X					
	TH			X			TH			X			
	RT			X			RT			X			
	PD						PD						

LEVEL OF SERVICE							
	LANE GRP.	V/C	G/C	DELAY	LOS	AFF. DELAY	AFF. LOS
EB	L	0.673	0.208	35.1	D	35.6	D
	TR	0.945	0.267	35.8	D		
WB	L	0.727	0.167	42.2	E	32.8	D
	TR	0.815	0.225	29.8	D		
NB	L	0.721	0.117	43.3	E	25.2	D
	T	0.926	0.400	24.7	C		
	R	0.240	0.567	6.2	B		
SB	L	0.379	0.100	39.1	D	25.2	D
	T	0.967	0.383	29.0	D		
	R	0.516	0.592	7.1	B		

INTERSECTION: Delay = 28.0 (sec/veh) V/C = 0.871 LOS = D

## 1985 HCM: SIGNALIZED INTERSECTIONS

## SUMMARY REPORT

\*\*\*\*\*

INTERSECTION..CYPRESS ST./HINES AVE.

AREA TYPE.....OTHER

ANALYST.....DEA/CYHAM

DATE.....02-14-1991

TIME.....AM PEAK HOUR

COMMENT.....2010 DESIGN YEAR

VOLUMES					:	GEOMETRY							
	EB	WB	NB	SB	:	EB		WB		NB		SB	
LT	157	26	60	130	:	L	12.0	L	12.0	L	12.0	L	12.0
TH	411	336	749	916	:	T	12.0	TR	12.0	T	12.0	T	12.0
RT	73	106	32	129	:	R	12.0		12.0	TR	12.0	TR	12.0
RR	0	0	0	0	:		12.0		12.0		12.0		12.0
					:		12.0		12.0		12.0		12.0
					:		12.0		12.0		12.0		12.0

ADJUSTMENT FACTORS											
	GRADE	HV	ADJ	PKG	BUSES	PHF	PEDS	PED.	BUT.	ARR.	TYPE
	(%)	(%)	Y/N	Nm	Nb			Y/N	min T		
EB	0.00	3.00	N	0	0	0.95	0	N	20.5		3
WB	0.00	3.00	N	0	0	0.95	0	N	20.5		3
NB	0.00	3.00	N	0	0	0.95	0	N	17.5		3
SB	0.00	3.00	N	0	0	0.95	0	N	17.5		3

SIGNAL SETTINGS								CYCLE LENGTH = 90.0			
		PH-1	PH-2	PH-3	PH-4			PH-1	PH-2	PH-3	PH-4
EB	LT	X	X			NB	LT	X			
	TH	X	X				TH			X	
	RT	X	X				RT			X	
	PD						PD				
WB	LT		X			SB	LT	X	X		
	TH		X				TH		X	X	
	RT		X				RT		X	X	
	PD						PD				

LEVEL OF SERVICE								
	LANE	GRP.	V/C	G/C	DELAY	LOS	APP. DELAY	APP. LOS
EB	L		0.694	0.394	28.3	D	17.9	C
	T		0.619	0.394	15.1	C		
	R		0.129	0.394	11.2	B		
WB	L		0.205	0.328	16.7	C	23.7	C
	TR		0.830	0.328	24.1	C		
NB	L		0.211	0.178	24.1	C	19.4	C
	TR		0.747	0.328	19.0	C		
SB	L		0.385	0.211	23.5	C	24.4	C
	TR		0.919	0.361	24.5	C		

INTERSECTION: Delay = 21.6 (sec/veh) V/C = 0.737 LOS = C

## 1985 HCM: SIGNALIZED INTERSECTIONS

## SUMMARY REPORT

\*\*\*\*\*

INTERSECTION: CYPRESS ST./HIMES AVE.

AREA TYPE: OTHER

ANALYST: DEA/CYHIFM

DATE: 02-14-1991

TIME: PM PEAK HOUR

COMMENT: 2010 DESIGN YEAR

	VOLUMES					GEOMETRY							
	EB	WB	NB	SB		EB	WB	NB	SB				
LT	129	32	73	106	:	L	12.0	L	12.0	L	12.0	L	12.0
TH	336	411	916	749	:	T	12.0	TR	12.0	T	12.0	T	12.0
RT	60	130	26	157	:	R	12.0	TR	12.0	TR	12.0	TR	12.0
RR	0	0	0	0	:		12.0		12.0		12.0		12.0
					:		12.0		12.0		12.0		12.0
					:		12.0		12.0		12.0		12.0

	ADJUSTMENT FACTORS										
	GRADE (%)	HV (%)	ADJ Y/N	PKG Nm	BUSES Nb	PHF	PEDS	PED. Y/N	BUT. min T	ARR. TYPE	
EB	0.00	3.00	N	0	0	0.95	0	N	20.5	3	
WB	0.00	3.00	N	0	0	0.95	0	N	20.5	3	
NB	0.00	3.00	N	0	0	0.95	0	N	17.5	3	
SB	0.00	3.00	N	0	0	0.95	0	N	17.5	3	

SIGNAL SETTINGS										CYCLE LENGTH = 90.0			
		PH-1	PH-2	PH-3	PH-4			PH-1	PH-2	PH-3	PH-4		
EB	LT	X	X			NB	LT	X					
	TH	X	X				TH			X			
	RT	X	X				RT			X			
	PD						PD						
WB	LT		X			SB	LT	X	X				
	TH		X				TH		X	X			
	RT		X				RT		X	X			
	PD						PD						

LEVEL OF SERVICE							
	LANE GRP.	V/C	G/C	DELAY	LOS	AFF. DELAY	AFF. LOS
EB	L	0.596	0.411	22.5	C	15.0	C
	T	0.485	0.411	12.9	B		
	R	0.102	0.411	10.5	B		
WB	L	0.143	0.356	15.0	B	30.9	D
	TR	0.937	0.356	31.8	D		
NB	L	0.265	0.172	24.7	C	27.4	D
	TR	0.931	0.317	27.6	D		
SB	L	0.322	0.206	23.3	C	20.6	C
	TR	0.828	0.350	20.3	C		

INTERSECTION: Delay = 23.8 (sec/veh) V/C = 0.779 LOS = C



## 1985 HCM: SIGNALIZED INTERSECTIONS

## SUMMARY REPORT

\*\*\*\*\*

INTERSECTION..SHERILL STREET/MEMORIAL HIGHWAY

AREA TYPE.....OTHER

ANALYST.....LKF/2010SMAM

DATE.....03-28-1991

TIME.....AM PEAK HOUR

COMMENT.....2010 DESIGN YEAR

	VOLUMES					GEOMETRY					
	EB	WB	NB	SB		EB	WB	NB	SB		
LT	0	325	0	263	:	12.0	L	12.0	T	12.0	L
TH	0	0	2742	3350	:	12.0	L	12.0	T	12.0	T
RT	0	215	397	0	:	12.0	R	12.0	T	12.0	T
RR	0	0	0	0	:	12.0		12.0	R	12.0	T
					:	12.0		12.0		12.0	T
					:	12.0		12.0		12.0	T

ADJUSTMENT FACTORS										
	GRADE	HV	ADJ PKG	BUSES	FHF	FEDS	FED.	BUT.	ARR.	TYPE
	(%)	(%)	Y/N Nm	Nb			Y/N	min T		
EB	0.00	2.00	N 0	0	0.95	0	N	29.5	3	
WB	0.00	2.00	N 0	0	0.95	0	N	29.5	3	
NB	0.00	2.00	N 0	0	0.95	0	N	11.5	3	
SB	0.00	2.00	N 0	0	0.95	0	N	11.5	3	

SIGNAL SETTINGS								CYCLE LENGTH = 120.0			
	PH-1	PH-2	PH-3	PH-4		PH-1	PH-2	PH-3	PH-4		
EB LT					NB LT						
TH					TH		X				
RT					RT		X				
PD					PD						
WB LT	X				SB LT	X					
TH					TH	X	X				
RT	X				RT						
PD					PD						

LEVEL OF SERVICE							
	LANE	GRP.	V/C	G/C	DELAY	LOS	APP. DELAY
WB	L		0.698	0.183	37.9	D	29.0
	R		0.359	0.417	15.6	C	
NB	T		1.012	0.533	31.7	D	28.3
	R		0.385	0.717	4.4	A	
SB	L		0.701	0.233	35.8	D	6.6
	T		0.645	0.767	4.3	A	

INTERSECTION: Delay = 17.6 (sec/veh) V/C = ~~0.096~~ LOS = C  
0.876

## 1985 HCM: SIGNALIZED INTERSECTIONS

## SUMMARY REPORT

\*\*\*\*\*

INTERSECTION..SHERILL STREET/MEMORIAL HIGHWAY

AREA TYPE.....OTHER

ANALYST.....LKF/2015MPM2

DATE.....03-28-1991

TIME.....PM PEAK HOUR

COMMENT.....2010 DESIGN YEAR

	VOLUMES				GEOMETRY							
	EB	WB	NB	SB	EB	WB	NB	SB	EB	WB	NB	SB
LT	0	397	0	215	12.0	L	12.0	T	12.0	L	12.0	12.0
TH	0	0	3350	2742	12.0	L	12.0	T	12.0	T	12.0	12.0
RT	0	263	325	0	12.0	R	12.0	T	12.0	T	12.0	12.0
RR	0	0	0	0	12.0		12.0	R	12.0	T	12.0	12.0
					12.0		12.0		12.0	T	12.0	12.0
					12.0		12.0		12.0		12.0	12.0

	ADJUSTMENT FACTORS									
	GRADE (%)	HV (%)	ADJ Y/N	PKG Nm	BUSES Nb	PHF	PEDS	PED. Y/N	BUT. min T	ARR. TYPE
EB	0.00	2.00	N	0	0	0.95	0	N	29.5	3
WB	0.00	2.00	N	0	0	0.95	0	N	29.5	3
NB	0.00	2.00	N	0	0	0.95	0	N	11.5	3
SB	0.00	2.00	N	0	0	0.95	0	N	11.5	3

SIGNAL SETTINGS								CYCLE LENGTH = 120.0			
		PH-1	PH-2	PH-3	PH-4			PH-1	PH-2	PH-3	PH-4
EB	LT					NB	LT				
	TH						TH		X		
	RT						RT		X		
	PD						PD				
WB	LT	X				SB	LT	X			
	TH						TH	X	X		
	RT	X					RT				
	PD						PD				

LEVEL OF SERVICE								
	LANE GRP.	V/C	G/C	DELAY	LOS	APP. DELAY	APP. LOS	
WB	L	0.893	0.175	50.3	E	39.3	D	
	R	0.562	0.325	22.6	C			
NB	T	1.055	0.625	39.8	D	36.5	D	
	R	0.282	0.800	2.0	A			
SB	L	0.891	0.150	58.9	E	7.4	B	
	T	0.522	0.775	3.4	A			

INTERSECTION: Delay = 25.0 (sec/veh) V/C = ~~1.027~~ LOS = C  
1.000

## 1985 HCM: SIGNALIZED INTERSECTIONS

## SUMMARY REPORT

\*\*\*\*\*

INTERSECTION..I-275 RAMP/WESTSHORE

AREA TYPE.....OTHER

ANALYST.....LKF/WS275AM

DATE.....4/2/91

TIME.....PEAK HOUR

COMMENT.....2010 DESIGN YEAR

	VOLUMES				:	GEOMETRY							
	EB	WB	NB	SB		EB	WB	NB	SB	EB	WB	NB	SB
LT	0	754	223	704	:	L	12.0	L	12.0	L	12.0	L	12.0
TH	0	134	1940	2163	:	T	12.0	L	12.0	T	12.0	L	12.0
RT	0	570	754	106	:	T	12.0	TR	12.0	T	12.0	T	12.0
RR	0	0	280	0	:	R	12.0	R	12.0	T	12.0	T	12.0
					:	R	12.0		12.0	R	12.0	TR	12.0
					:		12.0		12.0		12.0		12.0

ADJUSTMENT FACTORS										
	GRADE	HV	ADJ	PKG	BUSES	PHF	PEDS	PED.	BUT.	ARR.
	(%)	(%)	Y/N	Nm	Nb			Y/N	min T	TYPE
EB	0.00	3.00	N	0	0	0.95	0	N	32.5	4
WB	0.00	3.00	N	0	0	0.95	0	N	32.5	4
NB	0.00	2.00	N	0	0	0.95	0	N	14.5	4
SB	0.00	2.00	N	0	0	0.95	0	N	14.5	4

SIGNAL SETTINGS								CYCLE LENGTH = 90.0			
		PH-1	PH-2	PH-3	PH-4			PH-1	PH-2	PH-3	PH-4
EB	LT					NB	LT			X	
	TH						TH		X	X	
	RT						RT		X	X	
	PD						PD				
WB	LT	X				SB	LT	X			
	TH	X					TH	X	X		
	RT	X					RT	X	X		
	PD						PD				

LEVEL OF SERVICE							
	LANE	GRP.	V/C	G/C	DELAY	LOS	APP. DELAY
WB	L		0.938	0.317	35.6	D	27.1
	TR		0.721	0.317	17.1	C	
	R		0.775	0.317	18.9	C	
NB	L		0.776	0.178	35.0	D	38.1
	T		1.045	0.344	39.8	D	
	R		0.952	0.344	32.9	D	
SB	L		0.941	0.239	39.6	D	38.0
	TR		1.046	0.406	37.4	D	

INTERSECTION: Delay = 35.8 (sec/veh) V/C = 0.980 LOS = D

## 1985 HCM: SIGNALIZED INTERSECTIONS

## SUMMARY REPORT

\*\*\*\*\*

INTERSECTION..I-275 RAMPS/WESTSHORE

AREA TYPE.....OTHER

ANALYST.....LKF/WS275FM

DATE.....4/2/91

TIME.....PM PEAK HOUR

COMMENT.....2010 DESIGN YEAR

	VOLUMES				:	GEOMETRY							
	EB	WB	NB	SB		EB	WB	NB	SB	EB	WB	NB	SB
LT	0	754	223	704	:	L	12.0	L	12.0	L	12.0	L	12.0
TH	0	134	1940	2163	:	T	12.0	L	12.0	T	12.0	L	12.0
RT	0	570	754	106	:	T	12.0	TR	12.0	T	12.0	T	12.0
RR	0	0	280	0	:	R	12.0	R	12.0	T	12.0	T	12.0
					:	R	12.0		12.0	R	12.0	TR	12.0
					:		12.0		12.0		12.0		12.0

ADJUSTMENT FACTORS										
	GRADE	HV	ADJ	PKG	BUSES	PHF	PEDS	FED.	BUT.	ARR. TYPE
	(%)	(%)	Y/N	Nm	Nb			Y/N	min T	
EB	0.00	3.00	N	0	0	0.95	0	N	32.5	4
WB	0.00	3.00	N	0	0	0.95	0	N	32.5	4
NB	0.00	2.00	N	0	0	0.95	0	N	14.5	4
SB	0.00	2.00	N	0	0	0.95	0	N	14.5	4

SIGNAL SETTINGS								CYCLE LENGTH = 90.0			
		PH-1	PH-2	PH-3	PH-4			PH-1	PH-2	PH-3	PH-4
EB	LT					NB	LT			X	
	TH						TH		X	X	
	RT						RT		X	X	
	PD						PD				
WB	LT	X				SB	LT	X			
	TH	X					TH	X	X		
	RT	X					RT	X	X		
	PD						PD				

LEVEL OF SERVICE							
	LANE	GRP.	V/C	G/C	DELAY	LOS	APP. DELAY
WB	L		0.938	0.317	35.6	D	27.1
	TR		0.721	0.317	17.1	C	
	R		0.775	0.317	18.9	C	
NB	L		0.776	0.178	35.0	D	38.1
	T		1.045	0.344	39.8	D	
	R		0.952	0.344	32.9	D	
SB	L		0.941	0.239	39.6	D	38.0
	TR		1.046	0.406	37.4	D	

INTERSECTION: Delay = 35.8 (sec/veh) V/C = 0.980 LOS = D

# 1985 HCM: SIGNALIZED INTERSECTIONS

## SUMMARY REPORT

\*\*\*\*\*

INTERSECTION..I-275 ON/OFF RAMP/TRASK ST.

AREA TYPE.....OTHER

ANALYST.....LKF/275OFTSK

DATE.....03-30-1991

TIME.....AM PEAK HOUR

COMMENT.....2010 DESIGN YEAR

	VOLUMES					GEOMETRY					
	EB	WB	NB	SB		EB	WB	NB	SB		
LT	36	38	59	112	:	L	12.0	L	12.0	L	12.0
TH	1363	1363	379	388	:	T	12.0	T	12.0	TR	12.0
RT	59	57	38	36	:	TR	12.0	TR	12.0		12.0
RR	0	0	0	0	:		12.0		12.0		12.0
					:		12.0		12.0		12.0
					:		12.0		12.0		12.0

	ADJUSTMENT FACTORS									
	GRADE (%)	HV (%)	ADJ Y/N	PKG Nm	BUSES Nb	PHF	PEDS	PED. Y/N	BUT. min T	
EB	0.00	2.00	N	0	0	0.95	0	N	14.5	4
WB	0.00	2.00	N	0	0	0.95	0	N	14.5	4
NB	0.00	2.00	N	0	0	0.95	0	N	20.5	4
SB	0.00	2.00	N	0	0	0.95	0	N	20.5	4

SIGNAL SETTINGS								CYCLE LENGTH = 120.0			
		PH-1	PH-2	PH-3	PH-4			PH-1	PH-2	PH-3	PH-4
EB	LT	X				NB	LT	X			
	TH		X				TH	X			
	RT		X				RT	X			
	PD						PD				
WB	LT	X				SB	LT	X			
	TH		X				TH	X			
	RT		X				RT	X			
	PD						PD				

LEVEL OF SERVICE							
	LANE GRP.	V/C	G/C	DELAY	LOS	APP. DELAY	APP. LOS
EB	L	0.179	0.125	35.8	D	23.6	C
	TR	0.922	0.458	23.3	C		
WB	L	0.189	0.125	35.8	D	23.5	C
	TR	0.921	0.458	23.2	C		
NB	L	0.351	0.342	23.0	C	21.2	C
	TR	0.731	0.342	20.9	C		
SB	L	0.646	0.342	30.6	D	23.2	C
	TR	0.743	0.342	21.2	C		

INTERSECTION: Delay = 23.2 (sec/veh) V/C = 0.757 LOS = C

## 1985 HCM: SIGNALIZED INTERSECTIONS

## SUMMARY REPORT

\*\*\*\*\*

INTERSECTION..I-275 ON/OFF RAMP/TRASK ST.

AREA TYPE.....OTHER

ANALYST.....LKF/2750FTSK

DATE.....03-30-1991

TIME.....PM PEAK HOUR

COMMENT.....2010 DESIGN YEAR

	VOLUMES					GEOMETRY							
	EB	WB	NB	SB		EB	WB	L	NB	L	SB		
LT	36	38	59	112	:	L	12.0	L	12.0	L	12.0	L	12.0
TH	1363	1363	379	388	:	T	12.0	T	12.0	TR	12.0	TR	12.0
RT	59	57	38	36	:	TR	12.0	TR	12.0		12.0		12.0
RR	0	0	0	0	:		12.0		12.0		12.0		12.0
					:		12.0		12.0		12.0		12.0
					:		12.0		12.0		12.0		12.0

	ADJUSTMENT FACTORS									
	GRADE (%)	HV (%)	ADJ Y/N	PKG Nm	BUSES Nb	PHF	PEDS	PED. Y/N	BUT. min T	ARR. TYPE
EB	0.00	2.00	N	0	0	0.95	0	N	14.5	4
WB	0.00	2.00	N	0	0	0.95	0	N	14.5	4
NB	0.00	2.00	N	0	0	0.95	0	N	20.5	4
SB	0.00	2.00	N	0	0	0.95	0	N	20.5	4

SIGNAL SETTINGS										CYCLE LENGTH = 120.0			
		PH-1	PH-2	PH-3	PH-4			PH-1	PH-2	PH-3	PH-4		
EB	LT	X				NB	LT	X					
	TH		X				TH	X					
	RT		X				RT	X					
	PD						PD						
WB	LT	X				SB	LT	X					
	TH		X				TH	X					
	RT		X				RT	X					
	PD						PD						

LEVEL OF SERVICE							
	LANE GRP.	V/C	G/C	DELAY	LOS	APP. DELAY	APP. LOS
EB	L	0.179	0.125	35.8	D	23.6	C
	TR	0.922	0.458	23.3	C		
WB	L	0.189	0.125	35.8	D	23.5	C
	TR	0.921	0.458	23.2	C		
NB	L	0.351	0.342	23.0	C	21.2	C
	TR	0.731	0.342	20.9	C		
SB	L	0.646	0.342	30.6	D	23.2	C
	TR	0.743	0.342	21.2	C		

INTERSECTION: Delay = 23.2 (sec/veh) V/C = 0.757 LOS = C

## 1985 HCM: SIGNALIZED INTERSECTIONS

## SUMMARY REPORT

\*\*\*\*\*

INTERSECTION..I-275 RAMP/LOIS

AREA TYPE.....OTHER

ANALYST.....DEA/LO275AM

DATE.....02-14-1991

TIME.....AM PEAK HOUR

COMMENT.....2010 DESIGN YEAR

	VOLUMES				#	GEOMETRY						
	EB	WB	NB	SB		EB	WB	NB	SB	EB	WB	SB
LT	453	0	417	397	# L	12.0	L	12.0	L	12.0	L	12.0
TH	0	0	847	821	# L	12.0	L	12.0	L	12.0	L	12.0
RT	510	0	363	371	# R	12.0	TR	12.0	T	12.0	T	12.0
RR	0	0	0	0	#	12.0	R	12.0	T	12.0	T	12.0
					#	12.0		12.0	R	12.0	R	12.0
					#	12.0		12.0		12.0		12.0

ADJUSTMENT FACTORS										
	GRADE (%)	HV (%)	ADJ Y/N	PKG Nm	BUSES Nb	PHF	PEDS	PED. Y/N	BUT. min T	ARR. TYPE
EB	0.00	3.00	N	0	0	0.95	0	N	32.5	3
WB	0.00	3.00	N	0	0	0.95	0	N	32.5	3
NB	0.00	3.00	N	0	0	0.95	0	N	11.5	3
SB	0.00	3.00	N	0	0	0.95	0	N	11.5	3

SIGNAL SETTINGS								CYCLE LENGTH = 90.0			
		PH-1	PH-2	PH-3	PH-4			PH-1	PH-2	PH-3	PH-4
EB	LT	X				NB	LT			X	
	TH						TH		X	X	
	RT	X					RT		X	X	
	PD						PD				
WB	LT					SB	LT	X			
	TH						TH	X	X		
	RT						RT	X	X		
	PD						PD				

LEVEL OF SERVICE							
	LANE	GRP.	V/C	G/C	DELAY	LOS	APP. DELAY
EB	L		0.706	0.267	24.9	C	18.8
	R		0.712	0.500	13.2	B	
NB	L		0.605	0.233	24.4	C	13.7
	T		0.594	0.444	12.6	B	
	R		0.357	0.711	3.3	A	
SB	L		0.605	0.222	25.0	C	13.9
	T		0.591	0.433	12.9	B	
	R		0.370	0.700	3.6	A	

INTERSECTION: Delay = 14.9 (sec/veh). V/C = ~~0.809~~ 0.657 LOS = B

1985 HCM: SIGNALIZED INTERSECTIONS  
SUMMARY REPORT

\*\*\*\*\*

INTERSECTION...I-275 RAMP/LOIS

AREA TYPE.....OTHER

ANALYST.....DEA/LO275PM

DATE.....02-14-1991

TIME.....PM PEAK HOUR

COMMENT.....2010 DESIGN YEAR

	VOLUMES					GEOMETRY							
	EB	WB	NB	SB		EB	WB	NB	SB	EB	WB	NB	SB
LT	371	0	510	329	: L	12.0	L	12.0	L	12.0	L	12.0	L
TH	0	0	524	1210	: L	12.0	L	12.0	L	12.0	L	12.0	L
RT	417	0	297	453	: R	12.0	TR	12.0	T	12.0	T	12.0	T
RR	0	0	0	0	:	12.0	R	12.0	T	12.0	T	12.0	T
					:	12.0		12.0	R	12.0	R	12.0	R
					:	12.0		12.0		12.0		12.0	

ADJUSTMENT FACTORS										
	GRADE (%)	HV (%)	ADJ Y/N	PKG Nm	BUSES Nb	PHF	PEDS	PED. Y/N	BUT. min T	ARR. TYPE
EB	0.00	3.00	N	0	0	0.95	0	N	32.5	3
WB	0.00	3.00	N	0	0	0.95	0	N	32.5	3
NB	0.00	3.00	N	0	0	0.95	0	N	11.5	3
SB	0.00	3.00	N	0	0	0.95	0	N	11.5	3

SIGNAL SETTINGS								CYCLE LENGTH =			90.0	
		PH-1	PH-2	PH-3	PH-4			PH-1	PH-2	PH-3	PH-4	
EB	LT	X				NB	LT			X		
	TH						TH		X		X	
	RT	X					RT		X		X	
	PD						PD					
WB	LT					SB	LT	X				
	TH						TH	X	X			
	RT						RT	X	X			
	PD						PD					

LEVEL OF SERVICE							
	LANE	GRF.	V/C	G/C	DELAY	LOS	APP. DELAY
EB	L		0.631	0.244	24.5	C	17.2
	R		0.570	0.511	10.5	B	
NB	L		0.648	0.267	23.4	C	13.7
	T		0.350	0.467	9.9	B	
	R		0.292	0.711	3.1	A	
SB	L		0.502	0.222	23.8	C	17.4
	T		0.893	0.422	20.0	C	
	R		0.475	0.667	5.0	A	

INTERSECTION: Delay = 16.1 (sec/veh) V/C = ~~0.904~~ 0.754 LOS = C



1985 HCM: SIGNALIZED INTERSECTIONS

SUMMARY REPORT

\*\*\*\*\*

INTERSECTION..I-275 RAMPS/DALE MARRY

AREA TYPE.....OTHER

ANALYST.....LKF/275DMAM

DATE.....3/1/91

TIME.....AM PEAK HOUR

COMMENT.....2010 DESIGN YEAR

VOLUMES					GEOMETRY							
	EB	WB	NB	SB		EB	WB	NB	SB			
LT	1023	780	363	896	: L	12.0	L	12.0	L	12.0	L	12.0
TH	0	0	929	929	: L	12.0	L	12.0	L	12.0	L	12.0
RT	363	896	780	780	: R	12.0	R	12.0	T	12.0	T	12.0
RR	0	0	0	0	:	12.0		12.0	T	12.0	T	12.0
					:	12.0		12.0	T	12.0	T	12.0
					:	12.0		12.0	R	12.0	R	12.0

ADJUSTMENT FACTORS										ARR. TYPE	
	GRADE (%)	HV (%)	ADJ Y/N	PKG Nm	BUSES Nb	PHF	PEDS	PED. Y/N	BUT. min T		
EB	0.00	3.00	N	0	0	0.95	0	N	38.5		4
WB	0.00	3.00	N	0	0	0.95	0	N	38.5		4
NB	0.00	3.00	N	0	0	0.95	0	N	23.5		4
SB	0.00	3.00	N	0	0	0.95	0	N	23.5		4

SIGNAL SETTINGS								CYCLE LENGTH = 130.0			
		PH-1	PH-2	PH-3	PH-4			PH-1	PH-2	PH-3	PH-4
EB	LT	X				NB	LT	X			
	TH						TH	X			
	RT	X					RT	X			
	PD						PD				
WB	LT		X			SB	LT		X		
	TH						TH		X		
	RT	X	X				RT		X		
	PD						PD				

LEVEL OF SERVICE							
	LANE	GRP.	V/C	G/C	DELAY	LOS	APP. DELAY
EB	L		1.016	0.323	59.0	E	46.4
	R		0.512	0.492	10.9	B	
WB	L		1.050	0.238	77.4	F	36.2
	R		0.623	1.000	0.4	A	
NB	L		0.689	0.169	41.1	E	34.2
	T		1.024	0.169	54.4	E	
	R		0.742	0.731	6.9	B	
SB	L		1.068	0.269	81.2	F	37.0
	T		0.644	0.269	23.1	C	
	R		0.652	0.831	2.8	A	

INTERSECTION: Delay = 37.8 (sec/veh) V/C = ~~2.051~~ LOS = D

1.039

# 1985 HCM: SIGNALIZED INTERSECTIONS

## SUMMARY REPORT

\*\*\*\*\*

INTERSECTION...I-275 RAMPS/DALE MABRY

AREA TYPE.....OTHER

ANALYST.....LKF/275DMAM

DATE.....3/1/91

TIME.....PM PEAK HOUR

COMMENT.....2010 DESIGN YEAR

VOLUMES					:	GEOMETRY							
	EB	WB	NB	SB	:	EB		WB		NB		SB	
LT	1023	780	363	896	:	L	12.0	L	12.0	L	12.0	L	12.0
TH	0	0	929	929	:	L	12.0	L	12.0	L	12.0	L	12.0
RT	363	896	780	780	:	R	12.0	R	12.0	T	12.0	T	12.0
RR	0	0	0	0	:		12.0		12.0	T	12.0	T	12.0
					:		12.0		12.0	T	12.0	T	12.0
					:		12.0		12.0	R	12.0	R	12.0

ADJUSTMENT FACTORS										
	GRADE (%)	HV (%)	ADJ Y/N	PKG Nm	BUSES Nb	PHF	PEDS	FED. Y/N	BUT. min T	ARR. TYPE
EB	0.00	3.00	N	0	0	0.95	0	N	38.5	4
WB	0.00	3.00	N	0	0	0.95	0	N	38.5	4
NB	0.00	3.00	N	0	0	0.95	0	N	23.5	4
SB	0.00	3.00	N	0	0	0.95	0	N	23.5	4

SIGNAL SETTINGS										CYCLE LENGTH = 130.0			
		PH-1	PH-2	PH-3	PH-4			PH-1	PH-2	PH-3	PH-4		
EB	LT	X				NB	LT	X					
	TH						TH	X					
	RT	X					RT	X					
	PD						PD						
WB	LT		X			SB	LT		X				
	TH						TH		X				
	RT	X	X				RT		X				
	PD						PD						

LEVEL OF SERVICE									
	LANE	GRP.	V/C	G/C	DELAY	LOS	APP. DELAY	APP. LOS	
EB	L		1.016	0.323	59.0	E	46.4	E	
	R		0.512	0.492	10.9	B			
WB	L		1.050	0.238	77.4	F	36.2	D	
	R		0.623	1.000	0.4	A			
NB	L		0.689	0.169	41.1	E	34.2	D	
	T		1.024	0.169	54.4	E			
	R		0.742	0.731	6.9	B			
SB	L		1.068	0.269	81.2	F	37.0	D	
	T		0.644	0.269	23.1	C			
	R		0.652	0.831	2.8	A			

INTERSECTION: Delay = 37.8 (sec/veh) V/C = ~~2.051~~ 1.039 LOS = D

**APPENDIX D**

**DESIGN YEAR (2010) NO-BUILD ALTERNATIVE CAPACITY ANALYSES**

# Greiner, Inc.

JOB FLS II - EA Traffic Memorandum SHEET 1 OF 3 PROJ. NO. \_\_\_\_\_  
DESCRIPTION 2010 No-Build Alternative COMPUTED BY GSR DATE 3/12/91  
Basic Freeway Segments CHECKED BY \_\_\_\_\_ DATE \_\_\_\_\_

## I-275 West of Kennedy Boulevard On/Off-Ramps (EB & WB)

Design Hour Volume = 5,459 vph

Number of Lanes = 2

SF =  $5,459 / 0.95 = 5,746$  vph

V/C =  $5,746 / (2,100 \times 2 \times 1.00 \times 0.979 \times 1.00)$   
=  $5,746 / 4,112$   
= 1.40 (Level of Service F)

## I-275 Between Kennedy Boulevard On/Off-Ramps and Memorial Highway On/Off-Ramps (EB)

Design Hour Volume = 4,390 vph

Number of Lanes = 2

SF =  $4,390 / 0.95 = 4,621$  vph

V/C =  $4,621 / (2,100 \times 2 \times 1.00 \times 0.979 \times 1.00)$   
=  $4,621 / 4,112$   
= 1.12 (Level of Service F)

## I-275 Between Memorial Highway On/Off-Ramps and Westshore Boulevard On/Off-Ramps (EB & WB)

Design Hour Volume = 6,926 vph

Number of Lanes = 3

SF =  $6,926 / 0.95 = 7,291$  vph

V/C =  $7,291 / (2,100 \times 3 \times 1.00 \times 0.979 \times 1.00)$   
=  $7,291 / 6,168$   
= 1.18 (Level of Service F)

# Greiner, Inc.

JOB VISTE - EA Traffic Memorandum SHEET 2 OF 3 PROJ. NO. \_\_\_\_\_  
DESCRIPTION 2010 No-Build Alternative COMPUTED BY GSR DATE 3/12/91  
Basic Freeway Segments CHECKED BY \_\_\_\_\_ DATE \_\_\_\_\_

## I-275 Between Westshore Boulevard On/off - Ramps and Lois Avenue On/off - Ramps (WB)

$$\text{Design Hour Volume} = 8,544 \text{ vph}$$

$$\text{Number of Lanes} = 3$$

$$SF = 8,544 / 0.95 = 8,994 \text{ vph}$$

$$V/C = 8,994 / (2,100 \times 3 \times 1.00 \times 0.979 \times 1.00) = 8,994 / 6,168$$

$$= 1.46 \text{ (Level of Service F)}$$

## I-275 Between Lois Avenue On/off - Ramps and Dale Mabry Highway On/off - Ramps (EB & WB)

$$\text{Design Hour Volume} = 8,341 \text{ vph}$$

$$\text{Number of Lanes} = 3$$

$$SF = 8,341 / 0.95 = 8,780 \text{ vph}$$

$$V/C = 8,780 / (2,100 \times 3 \times 1.00 \times 0.979 \times 1.00) = 8,780 / 6,168$$

$$= 1.42 \text{ (Level of Service F)}$$

## I-275 East of Dale Mabry Highway On/off - Ramps (EB & WB)

$$\text{Design Hour Volume} = 8,631 \text{ vph}$$

$$\text{Number of Lanes} = 3$$

$$SF = 8,631 / 0.95 = 9,085 \text{ vph}$$

$$V/C = 9,085 / (2,100 \times 3 \times 1.00 \times 0.979 \times 1.00) = 9,085 / 6,168$$

$$= 1.47 \text{ (Level of Service F)}$$

# Greiner, Inc.

JOB I-275-CA Traffic Memorandum SHEET 3 OF 3 PROJ. NO. \_\_\_\_\_  
DESCRIPTION 2010 No-Build Alternative COMPUTED BY GSR DATE 3/12/91  
Basic Freeway Segments CHECKED BY \_\_\_\_\_ DATE \_\_\_\_\_

I-275 Between Kennedy Boulevard On/off-Ramps and  
Memorial Highway On/off-Ramps (WB)

Design Hour Volume = 4,255 vph

Number of Lanes = 2

SF =  $4,255 / 0.95 = 4,479$  vph

V/C =  $4,479 / (2,100 \times 2 \times 1.00 \times 0.979 \times 1.00)$

=  $4,479 / 4,112$

= 1.09 (Level of Service F)

## **APPENDIX E**

### **DESIGN YEAR (2010) TRANSITION AREA CAPACITY ANALYSES**

# Greiner, Inc.

JOB T/S II - EAST TRANSITIONAL GEOMETRY SHEET 1 OF 2 PROJ. NO. \_\_\_\_\_  
 DESCRIPTION TRAFFIC OPERATIONS COMPUTED BY GSR DATE 3/18/91  
ANALYSIS (2010) CHECKED BY \_\_\_\_\_ DATE \_\_\_\_\_

Eastbound I-275 Express Freeway between MacDill Avenue  
and Armenia Avenue

Design Hour Volume = 4,834 vph  
 Number of Lanes = 2


SF =  $4,834 / 0.95 = 5,088$  vph

$V/C = 5,088 / (2,200 \times 2 \times 1.00 \times 0.979 \times 1.00)$

=  $5,088 / 4,308$

= 1.18 (Level of Service F)

East I-275 Local Access Freeway On-Ramp from Himes  
Avenue



Using Fig. I.5-9

$V_1 = -312 + 0.201(3,797) + 0.127(1,073) = 587$  vph

# of trucks in lane 1 =  $(0.35)(0.03)(3,797) = 40$

$P_{T_1} = 40 / 587 = 0.068 \Rightarrow f_{HV} = 1 / [1 + (0.068)(1.7 - 1)] = 0.955$

$V_1 = 587 / (0.955)(0.95) = 647$  pcph

$V_r = 1,073 / (0.979)(0.95) = 1,154$  pcph

$V_m = V_1 + V_r = 647 + 1,154 = 1,801$  pcph (LOS D)



# Greiner, Inc.

JOB TIS II-EA TRANSMISSIONAL  
DESCRIPTION GEOMETRY TRAFFIC  
OPERATIONS ANALYSIS (2010)

SHEET 2 OF 2 PROJ. NO. \_\_\_\_\_  
COMPUTED BY BSR DATE 3/18/91  
CHECKED BY \_\_\_\_\_ DATE \_\_\_\_\_

Eastbound I-275 Local Access Freeway east of  
Armensa Avenue Off-Ramp

Design Hour Volume = 3,931

Number of Lanes = 2

SF =  $3,931 / 0.95 = 4,138$

V/C =  $4,138 / (2,200 \times 2 \times 1.00 \times 0.979 \times 1.00)$

=  $4,138 / 4308$

= 0.96 (Level of Service E)